



United States
Department of
Agriculture



Federal Crop
Insurance
Corporation

FCIC-20310L (07-2025)

TRITICALE LOSS ADJUSTMENT STANDARDS HANDBOOK

2026 and Succeeding Crop Years

**UNITED STATES DEPARTMENT OF AGRICULTURE
FARM PRODUCTION AND CONSERVATION
RISK MANAGEMENT AGENCY**

TITLE: TRITICALE LOSS ADJUSTMENT STANDARDS HANDBOOK	NUMBER: FCIC-20310L OPI: Product Administration and Standards Division
EFFECTIVE DATE: 2026 and Succeeding Crop Years	ISSUE DATE: July 30, 2025
SUBJECT: Loss procedures for administering the Triticale Crop Insurance Program.	APPROVED: <i>/s/ John W. Underwood for</i> Deputy Administrator for Product Management

REASON FOR ISSUANCE

This handbook provides procedures for administering the Triticale crop insurance program for the 2026 and succeeding crop years. This handbook replaces FCIC-20310L Triticale Loss Adjustment Standards Handbook dated June 22, 2017. This handbook is effective upon approval and until obsoleted and is not retroactive to any 2025 or prior crop year determinations.

SUMMARY OF CHANGES

Listed below are the significant content changes to the FCIC-20310L Triticale Loss Adjustment Standards Handbook. All changes and additions are **highlighted**. Minor changes and corrections are not included in this listing. ******* is used throughout the handbook indicate where major deletions occurred.

Reference	Description of Change
Throughout Handbook	Updated to External Handbook Standards (EHS). Added program-specific acronyms where applicable. Replaced “contract” with “policy” where applicable.
Front pages	Deleted the blank page after the cover page; removed Control Chart, previously TP2.
Para. 1	Updated Subparagraphs A through E to align with other handbooks and the EHS; added Subparagraph F to align with other handbooks.
Subpara. 2D	Edited Subparagraphs 2D(1), (2), and (3) for consistency with other LASHs; added a note in Subpara. 2D(1) regarding ACRSI acre and share rounding allowances.
Subpara. 11 (1)	Added language to exclude triticale grazed by livestock from being insurable, unless allowed by the SP.
Subpara. 11 (4)	Revised to make prevented planting applicable.
Para. 12	Updated reduction of unit division language to references to BP, CP, and SP.
Para. 23	Revised Maximum Replanting Payment language and examples.
Para. 34	Corrected, clarified stage-related language.

SUMMARY OF CHANGES (Continued)

Reference	Description of Change
Exhibit 1	Added acronyms and abbreviations.
Exhibit 2	Updated Contract Price Election, Maximum Contract Price, and Price Election definitions to align with CP. Removed definitions for Adequate Stand, Headed, Heading; added definitions for Latest Final Planting Date, Prevented Planting.
Exhibit 4	Added references to the Note in Subpara. 2D (1) regarding ACRSI acre and share rounding rules to rounding instructions in Items 18, 19, 20, 39, and 47a.
Exhibit 4 , Item 29	Added Stage “NE” for acreage with crops that have not emerged due to insufficient soil moisture (non-irrigated only). The new code will allow NE acreage to be differentiated from other UH acreage for data mining purposes.
Exhibit 4	Revised reference to Part 4 title in item 31; in Section II (5) added requirements for determining harvested production when production is fed; added “grain” descriptor to “production” in Items 64a and 64b for clarity.
Exhibit 11	Updated acronyms for Irrigated and Non-Irrigated Practices to IRR and NIRR, respectively.

TRITICALE LOSS ADJUSTMENT STANDARDS HANDBOOK

TABLE OF CONTENTS

PART 1: GENERAL INFORMATION AND RESPONSIBILITIES.....	1
1 General Information	1
2 AIP Responsibilities	2
3-10 (Reserved)	3
PART 2: POLICY INFORMATION	4
11 Insurability	4
12 Unit Division	4
13 Triticale Quality Adjustment	5
14-20 (Reserved)	5
PART 3: REPLANTING PAYMENT PROCEDURES	6
21 Replanting Payment Procedures	6
22 Qualifications for Replanting Payment	6
23 Maximum Replanting Payment	7
25-30 (Reserved)	8
PART 4: APPRAISALS	9
31 General Information	9
32 Selecting Representative Samples	9
33 Measuring Row Width for Sample Selection	9
34 Appraisal Methods	10
35 Deviations and Modifications	13
36 General Information for Appraisal Worksheet Entries and Completion Procedures.....	15
37-50 (Reserved)	15
PART 5: PRODUCTION WORKSHEET	16
51 General Information for Production Worksheet Entries and Completion Procedures.....	16
52-60 (Reserved)	16

TRITICALE LOSS ADJUSTMENT STANDARDS HANDBOOK

TABLE OF CONTENTS (Continued)

EXHIBITS.....	17
Exhibit 1	Acronyms and Abbreviations 17
Exhibit 2	Definitions 18
Exhibit 3	Form Standards – Appraisal Worksheet..... 20
Exhibit 4	Form Standards – Production Worksheet..... 24
Exhibit 5	Minimum Representative Sample Requirements 48
Exhibit 6	Drill Spacing and Square Foot Factor for Triticale..... 49
Exhibit 7	Growth Stages of Triticale 50
Exhibit 8	Tiller Factors 51
Exhibit 9	Tiller to Bushel Yield Factor 52
Exhibit 10	Kernels to Bushel Yield Factors 53
Exhibit 11	Number of Kernels per Head..... 54
Exhibit 12	Moisture Adjustment Factors 55
Exhibit 13	Combined Test Weight and Pack Factors..... 56
Exhibit 14	Structure of Floret and Spikelet 57

PART 1: GENERAL INFORMATION AND RESPONSIBILITIES

1 General Information

A. Purpose and Objective

The RMA issued loss adjustment standards for this crop are the official standard requirements for adjusting losses in a uniform and timely manner. The RMA issued standards for this crop and crop year are in effect as of the signature date for this crop handbook located at www.rma.usda.gov.

This handbook remains in effect until superseded by reissuance. A bulletin or FAD can supersede selected portions of the handbook. ***

B. Source of Authority

The Triticale Crop Insurance Program is approved by the FCIC Board of Directors under Section 508(h) of the Federal Crop Insurance Act.

C. Title VI of the Civil Rights Act of 1964

The USDA prohibits discrimination against its customers. Title VI of the Civil Rights Act of 1964 provides that “No person in the United States shall, on the ground of race, color, or national origin, be excluded from participation in, be denied the benefits of, or be subjected to discrimination under any program or activity receiving Federal financial assistance.” Therefore, programs and activities that receive Federal financial assistance must operate in a non-discriminatory manner. Also, a recipient of RMA funding may not retaliate against any person because they opposed an unlawful practice or policy, or made charges, testified, or participated in a complaint under Title VI.

It is the AIPs’ responsibility to ensure that standards, procedures, methods, and instructions, as authorized by FCIC in the sale and service of crop insurance policies, are implemented in a manner compliant with Title VI. Information regarding Title VI of the Civil Rights Act of 1964 and the program discrimination complaint process is available on the USDA public website at www.usda.gov/oascr. For more information on the RMA Non-Discrimination Statement, see the DSSH.

D. Related Handbooks

The following table identifies handbooks that shall be used in conjunction with this handbook.

Handbook	Relation/Purpose
CIH	This handbook provides the official FCIC-approved underwriting standards for policies administered by AIPs for the General Administrative Regulations, Common Crop Insurance Policy BP, and Area Risk Protection Regulations.
DSSH	This handbook provides the official FCIC-approved form standards for use in the sale and service of any eligible Federal crop insurance policy; required statements and disclosures; and the standards for submission and review of non-reinsured supplemental policies in accordance with the SRA.
GSH	This handbook provides the official FCIC-approved standards for policies administered by AIPs under the General Administrative Regulations; Common Crop Insurance Policy Regulations BP, including the CAT Endorsement; the Area Risk Protection Insurance Regulations BP; the Stacked Income Protection Plan of Insurance; the Rainfall Index Plan; and the Whole-Farm Revenue Protection Pilot Policy.
LAM	This handbook provides the official FCIC-approved general loss adjustment standards for all levels of insurance provided under FCIC unless a publication specifies that none or only specified parts of this handbook apply.
Triticale CISH	This handbook provides specific underwriting guidelines for triticale.

- (1) Terms, abbreviations, and definitions general (not crop-specific) to loss adjustment are identified in the CIH, GSH, and LAM. ***
- (2) Terms, abbreviations, and definitions specific to triticale loss adjustment and this handbook are in Exhibits 1 and 2.

E. CAT Coverage

Refer to the CIH, GSH, and LAM for provisions and procedures not applicable to CAT coverage.

F. Irrigated Practice

Refer to the DSSH for irrigated practice guidelines and to the CIH and LAM for other irrigated practice information.

2 AIP Responsibilities

A. Utilization of Standards

All AIPs shall utilize these standards for both loss adjustment and loss training for the applicable crop year. These standards, which include crop appraisal methods, claims completion instructions, and form standards, supplement the general (not crop-specific) loss adjustment standards identified in the LAM.

B. Form Distribution

The following is the minimum distribution of forms completed by the adjuster and signed by the insured (or the insured's authorized representative) for the loss adjustment inspection:

- (1) one legible copy to the insured; and
- (2) the original and all remaining copies as instructed by the AIP.

C. Record Retention

It is the AIP's responsibility to maintain records (documents) as stated in the SRA and described in the LAM.

D. Form Standards

- (1) The entry items **and completion instructions** in Exhibits **3** and **4** are the minimum requirements for the Appraisal Worksheets and the **PW**. All entry items are "Substantive" (they are required). *******

Note: To facilitate ACRSI, RMA's systems will allow acreage to be reported, and rounded, to hundredths (0.01); and for shares to be reported, and rounded, to the ten-thousandths (0.0001). Agents and adjusters should adhere to the field size elected by their AIP for shares and acres and round accordingly to field size provided.

- (2) The Privacy Act and Non-Discrimination statements are required statements. These statements are not shown on the example form(s) in Exhibits **3** and **4**. **See the DSSH for statement requirements. *****
- (3) The certification statement required by the current DSSH must be included on the **PW** directly above the insured's signature block immediately followed by the statement below:

"I understand the certified information on this Production Worksheet will be used to determine my loss, if any, to the above unit. The insurance provider may audit and approve this information and supporting documentation. The Federal Crop Insurance Corporation, an agency of the United States, subsidizes and reinsures this crop insurance."
- (4) Refer to the DSSH for other crop insurance form requirements (such as point size of font, etc.). **The current DSSH can be found on the RMA website at www.rma.usda.gov.**

PART 2: POLICY INFORMATION

The AIP determines if the insured has complied with all provisions in the insurance policy. The CP, which are to be considered in this determination include (but are not limited to):

11 Insurability

The following may not be a complete list of insurability requirements. Refer to the BP, CP, and SP for a complete list.

- (1) The crop insured will be all triticale of insurable types that are grown in the county on insurable acreage in which the insured has a share and for which premium rates are provided by the AD and:
 - (a) that is planted for harvest as grain; and
 - (b) that is not, unless insurance is allowed by the SP:
 - (i) interplanted with another crop;
 - (ii) planted into an established grass or legume;
 - (iii) planted as a nurse crop, unless planted as a nurse crop for new forage seeding but only if seeded at a normal rate and intended for harvest as grain; or
 - (iv) grazed by livestock.

Refer to the SP for additional criteria in establishing insurability.

- (2) Any production harvested from plants growing in the insured crop may be counted as production of the insured crop on a weight basis.
- (3) Any acreage of the insured crop type damaged before the final planting date for the type, to the extent that the growers in the surrounding area would normally not further care for the crop type, must be replanted unless the AIP agrees that replanting is not practical. Refer to the LAM for replanting provision issues. Refer to [Part 3](#) of this handbook for replanting payment procedures.
- (4) Prevented planting and late planting provisions are applicable. ***

In counties for which the SP designate a spring type, the prevented planting production guarantee will be based on the approved yield for spring-planted acreage of the insured crop. Refer to the CP.

12 Unit Division

Refer to the BP, CP, and SP for basic and optional unit provisions. ***

A. General Information

- (1) Refer to the LAM for information on speculative type contract prices in **QA**. The **QAF** cannot be greater than 1.000 or less than zero (.000).
- (2) Refer to the LAM for instructions on who can obtain samples for grading, and who can make determinations of deficiencies, conditions, and substances that would cause the crop to qualify for **QA**.
- (3) Refer to the LAM for instructions on determining zero market value (for appraised mature production) and local market price when quality provisions are contained in the CP only.
- (4) Document **QA** information as described in the instructions for the “Narrative” section of the PW ([Exhibit 4](#)), or on a Special Report.
- (5) The adjuster must refer to the CP to determine if production is eligible for **QA**.
- (6) For additional **QA** definitions, instructions, qualifications, sampling requirements, graders, and testing requirements, refer to the LAM, and the Official United States Standards for Grain.
- (7) Triticale production is also eligible for **QA** if substances or conditions are present that are identified by the **FDA** or other public health organizations of the United States as being injurious to human or animal health. *******
- (8) When due to insurable cause(s), use of **QA** for triticale is handled by determining if the local market price of the damaged triticale as determined by the AIP is less than 90 percent of the insured’s price election (the published price election, contract price, or the WAPE). The applicable **QAF** (percent of production to count) will be determined by dividing the local market price per bushel as determined by the AIP for such damaged triticale production by the insured’s price election.
- (9) Refer to the LAM for special instructions regarding mycotoxin infected grain.
- (10) Moisture adjustment is applied prior to applying any qualifying adjustment for quality such as test weight, kernel damage, etc. See [Exhibit 12](#) for **Moisture Adjustment Factors**.

B. Federal or State Ordered Destruction

Under section 15(j) of the BP, if due to insured causes, a Federal or State agency has ordered the appraised insured crop or production to be destroyed, on the **PW** enter the factor “.000” in column 35 for appraised production or column 65 for harvested production, as applicable. Instruct the insured to complete and submit a Certification Form stating the date the crop or production was destroyed and the method of destruction (refer to item 40 and the Narrative in the **PW** instructions). Also, refer to the LAM for additional information.

PART 3: REPLANTING PAYMENT PROCEDURES

21 Replanting Payment Procedures

- (1) Replanting payments made on acreage replanted using a practice that was uninsurable as an original planting will require the deduction of the replanting payment for such acreage from the original unit liability. If the unit dollar loss (final claim) is less than the original unit liability minus such replanting payment, the actual indemnity dollar amount will not be affected by the replanting payment. The premium will not be reduced.
- (2) No replanting payment will be made on acreage on which a prior replanting payment has been made during the current crop year.

22 Qualifications for Replanting Payment

- (1) To qualify for a replanting payment, the:
 - (a) insured crop must be damaged by an insurable cause;
 - (b) AIP must determine that it is practical to replant (refer to the LAM);
 - (c) acres being replanted must have been initially planted on or after the “Earliest Planting” date established by the SP;
 - (d) bushel per acre appraisal (or appraisal plus any appraisals for uninsured causes of loss) must be less than 90 percent of the per acre production guarantee for the acreage the insured intends to replant (Refer to [Part 4](#), “Appraisals”);
 - (e) amount of acreage replanted must be AT LEAST the lesser of 20 acres or 20 percent of the insured planted acreage for the unit (as determined on the final planting date or within the late planting period if a late planting period is applicable);

Any acreage planted after the end of the late planting period will not be included when determining if the 20 acres or 20 percent qualification is met. Refer to the LAM.
 - (f) acreage must have been initially planted to spring type of the insured crop in those counties with only a spring final planting date;
 - (g) replanted crop must be seeded at a rate sufficient to achieve a total (undamaged and new seeding) plant population that will produce at least the yield used to determine the production guarantee; and
 - (h) AIP has given consent to replant.
- (2) In the Narrative of the **PW** or on a Special Report, show the bushel per acre appraisal for each field or subfield and the calculations to document that qualifications for a replanting payment have been met.

The amount of the replanting payment per acre: ***

(1) The lesser of the following values:

(i) the percentage of production guarantee (per acre) stated in the AD multiplied by the insured's production guarantee (per acre); or

(ii) the number of bushels stated in the AD;

(2) multiplied by the insured's price election; and

(3) multiplied by the insured's share. ***

For use in examples below: The insured replanted 30 acres. The insured's production guarantee (per acre) is 25.0 bu. The percentage of the guarantee shown in the AD is 20 percent. The number of bushels specified in the AD is 4.0 bushels. The insured's price election \$6.79. The insured's share is 100 percent. Compute the replanting payment as follows. Show all calculations in the Narrative of the PW or on a Special Report.

Example 1: Owner/operator (100 percent share)

30 acres of triticale replanted

20% of prod. guar. (25.0 bu. × 20%) = 5.0 bu. ***

4.0 bu. (bu. specified in the AD) ***

The lesser of 5.0 and 4.0 is 4.0

Bushels per acre allowed = 4.0 bu.

4.0 bu. × \$6.79 × 30 acres = \$815.00

\$815.00 × 1.000 share = \$815 replanting payment

Enter the number of bushels per acre allowed (4.0 bu.) in Section I, column 31, "Appraised Potential" of the PW.

23 Maximum Replanting Payment (Continued)

Example 2: Landlord/tenant (50/50 share)

30 acres of triticale replanted

20% of prod. guar. (25.0 bu. × 20%) = 5.0 bu. ***

4.0 bu. (bu. specified in the AD) ***

The lesser of 4.0 and 5.0 is 4.0 ***

Bushels per acre allowed = 4.0 bu. ***

4.0 bu. × \$6.79 × 30 acres = \$815.00

\$815.00 × 0.500 share = \$418 replanting payment

Enter the number of bushels per acre allowed (4.0 bu.) in Section I, column 31, “Appraised Potential” of the PW. ***

Indicate in the Narrative the “lesser of” the bushels used to determine the replant payment (show the bushel amount specified in the AD and the calculations used to determine bushels allowed based on the production guarantee). ***

24 Replanting Payment Inspections

Replanting payment inspections are to be prepared as final inspections on the PW only when qualifying for a replanting payment. Non-qualifying replanting payment inspections (unless the claim is withdrawn by the insured) are to be handled as preliminary inspections. If qualified for a replanting payment, a Certification Form may be prepared on the initial farm visit. Refer to the LAM.

25-30 (Reserved)

PART 4: APPRAISALS

31 General Information

Potential production for all types of inspections will be appraised in accordance with procedures specified in this handbook and the LAM.

32 Selecting Representative Samples

A. Determine Minimum Samples

Determine the minimum number of required samples for a field or subfield by the field size, the average stage of growth, age (size), general capabilities of the plants, variability of potential production, and plant damage within the field or subfield.

B. Splitting Fields

- (1) Split the field into subfields when:
 - (a) variable damage causes the crop potential to appear to be significantly different within the same field; or
 - (b) the insured wishes to destroy a portion of a field.
- (2) Each field or subfield must be appraised separately.
- (3) Take not less than the minimum number (count) of representative samples required in [Exhibit 5](#) (Minimum Representative Sample Requirements) for each field or subfield.

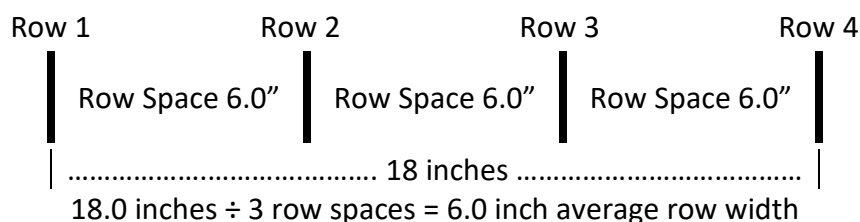
33 Measuring Row Width for Sample Selection

Use these instructions for all appraisal methods that require row width determinations.

- (1) Use a measuring tape marked in inches or convert a tape marked in tenths, to inches, to measure row width (refer to the LAM for conversion table).
- (2) Measure across three or more row spaces, from the center of the first row to the center of the fourth row (or as many rows as needed) and divide the result by the number of row spaces measured across, to determine an average row width to the nearest one-half inch.

For seeding implements that produce inconsistent row widths (e.g., air seeded drills) the adjuster may need to measure the seeding implement row spacing.

Example:



33 Measuring Row Width for Sample Selection (Continued)

- (3) Apply the average row width to [Exhibit 6](#) to determine the Square Foot Factor required for the sample row. The length of row measured will be 10 feet.
- (4) When two or more rows are used for a pattern, divide the length of a single row pattern by the number of rows in the pattern. The combined length of all rows must equal the single row length.
- (5) Where rows are skipped for tractor and planter tires, refer to the LAM.
- (6) For broadcast acreage, use a 3-foot square grid (9 square feet).

34 Appraisal Methods

A. General Information

Refer to [Exhibit 7](#) for explanation of growth stages for the triticale.

These instructions provide information on the following appraisal methods:

Appraisal Method...	Use...
Before Heading – Tillering Incomplete	for spring planted acreage with no emerged seed, and Seedling through Tillering stage. ***
Before Heading – Tillering Complete	Jointing stage through Boot stage. ***
After Heading	Heading stage through Maturity stage. ***

B. Before Heading Method

Use Part I, Before Heading, of the appraisal worksheet to record appraisal determinations for this appraisal method.

- (1) Tillering Incomplete (Seedling stage through Tillering stage). Refer to [Exhibit 7](#). ***

If the sample contains scattered late seedlings but the majority of plants are fully tillered or in the jointing stage, appraise under the tillering complete method. ***

For spring planted acreage, if the reduction in stand is solely due to non-emerged seed due to insufficient soil moisture; do not complete appraisals prior to the time specified in the LAM. Refer to the paragraph in the LAM regarding deferred appraisals and non-emerged seed.

- (a) This method is based on the number of live plants (out of dormancy for winter triticale) in a 10 ft. sample row length.
- (b) Using the tiller factors table ([Exhibit 8](#)), convert single plant counts to tillers to count.

B. Before Heading Method (Continued)

- (c) Convert tillers to potential bushels per acre using a 10 ft. row-length and the Square Foot Factor from [Exhibit 6](#) and the Tiller-to-Bushel Yield-Factor using [Exhibit 9](#).
- (d) For damage due to hail: Triticale in the Seedling stage through tillering stage very rarely suffers damage due to hail. What appears to be cutoff stems is simply leaf material that will regenerate. Delay inspection 7 to 10 days after damage. Plants should then be showing signs of new shoots or tillers at the base of the plant. ***
- (e) For damage other than hail:
 - (i) whenever possible, delay appraisals when damage occurs before tillering is complete until the number of potential tillers can be identified. Use judgment as to the number of tillers that will produce a normal head.
 - (ii) if an immediate release is requested, use the "Tillering-Incomplete" Appraisal Method.
- (2) Before Heading – Tillering Complete (Jointing stage through Boot Stage). ***

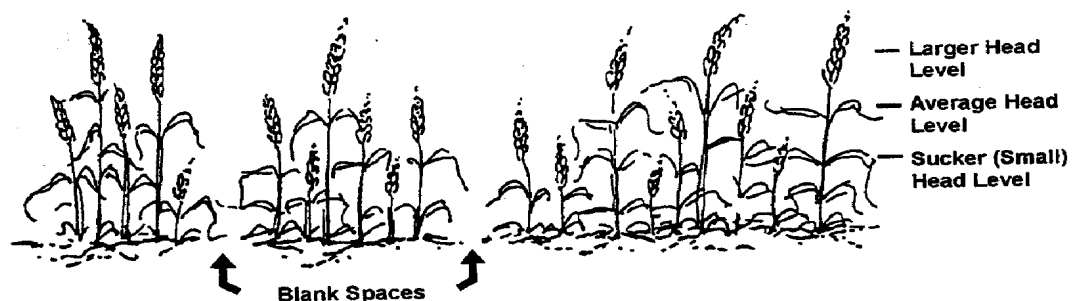
Use the Before Heading Appraisal Method if less than 50% is headed.

- (a) This method is based on the number of live tillers with potential to produce a normal head in a 10 ft. row length.
- (b) Convert each tiller counted to potential bushels per acre ([Exhibit 9](#)).
- (c) For damage due to hail, delay inspection 7 to 10 days after damage. Do not attempt to determine the potential of live plants damaged by hail after tillering is complete. Defer the appraisal to the After Heading method. If deferral is not practical (such as the insured's need to graze the acreage), explain to the insured that all live tillers with potential to produce a normal head of the insured crop (or insurable mixture) will be considered to have yield potential, and will be counted to determine the appraisal.
- (d) For uneven stands, where most plants are fully tillered, determine the average number of tillers per sample.
- (e) If the sample contains scattered late seedlings but the majority of the plants are fully tillered or in the jointing stage, count each seedling as one tiller.

C. After Heading Method

If 50 percent or more of the tillers have headed, use the After Heading Appraisal Method. Use Part II, After Heading, of the appraisal worksheet to record appraisal determinations for this appraisal method.

- (1) Use this method to appraise triticale in the Heading stage through maturity. Base after-heading appraisals on: ***
 - (a) the number of harvestable heads in a 10 ft. sample row length. Harvestable heads are those that can be mechanically harvested. Do not include any empty or barren heads (e.g., heads which failed to fill or do not contain any harvestable kernels) in the number of harvestable heads. Terrain and the insured's farming practices must be considered when determining cutting height.
 - (b) the average number of kernels per head determined from five representative heads in the sample. If there are less than five heads in the sample, the number of kernels in all heads in the sample will be counted.
 - (c) the average number of kernels from the representative heads converted to bushels per acre by dividing the average number of kernels per square foot (Part II, item 32 of the appraisal worksheet) by the number of kernels in one square foot that equal one bushel per acre ([Exhibit 10](#)).
- (2) Selection of representative heads.
 - (a) When the kernels are all filled, select five sample heads from the average head level in the sample row. If there are less than five heads in the sample, the number of kernels in all heads in the sample will be counted. Do not select large heads and sucker heads to get an average. Do not include any barren heads when selecting the five representative heads (e.g., heads which failed to fill or do not contain any harvestable kernels).



- (b) If kernels are not yet filled, use the average number of kernels per head ([Exhibit 11](#)). Unless the adjuster has valid justification to apply the kernel-to-bushel yield factor for shriveled triticale, assume that unfilled kernels will not be shriveled after they fill and mature.

- (c) Appraising unharvested production after a crop has reached maturity may be done by arranging with the insured to harvest representative areas. Use production harvested to determine yield per acre.
- (3) Use the following method(s) to appraise windrowed (swathed) grain after heading:
 - (a) inspect the field or subfield for representative rows of standing grain (spots missed in the field, corners, etc.) and appraise the standing grain using the “After Heading” method.

Where head damage is prevalent in the windrows (swath) and remaining standing rows are used for the appraisal, the damage to the sample rows must be comparable to the damage in the windrows before this method can be used.
 - (b) Select representative samples from the windrowed grain and appraise as follows:
 - (i) Head count. Select representative stubble rows and count the stubble straw for the 10 ft. row length. Where windrows contain excessive weeds (which are due to insurable causes, etc.), use judgment in determining the number of grain heads from the stubble-straw count.

Example: If 10 percent of the grain heads in the representative sample windrow are weeds (wild oats, etc.), use only 90 percent of the stubble-straw count for the head-count sample on the worksheet.
 - (ii) Kernel count. Select 10 representative heads from 35 to 40 feet of windrow and determine the average number of kernels per head for the kernel count.

35 Deviations and Modifications

- (1) Deviations in appraisal methods require FCIC written authorization (as described in the LAM) prior to implementation.
- (2) Modifications in appraisal methods require AIP authorization (as described in the LAM).

The following appraisal modifications are to be used only when conditions warrant. Document on a Special Report or in the narrative of the **PW** the authorization to use appraisal modification(s).

- (a) Streak Mosaic (used only before heading).
 - (i) Use a minimum of 50 plants to determine the percent of live plants with disease.
 - (ii) Use the factor table below to reduce the before-heading bushel-per-acre appraisal shown on the Appraisal Form.

Mosaic Yield Reduction Chart (Before Heading)

Percent Live Plants with Disease	Factor to be Applied
0 – 11	None
12 – 37	.90
38 – 62	.75
63 – 86	.50
87 – 100	.20

- (b) Freeze (used only at late boot and early heading stages of growth).

Use the After Heading method and the following procedure to determine appraisal.

- (i) Delay appraisal 7 to 10 days after the freeze.
- (ii) A growing point that has been damaged loses its turgidity (full firm texture) and greenish color within a few days after a freeze.
- (iii) The flowering stage is the most freeze sensitive stage in triticale. Flowering proceeds from florets near the center of triticale spikes to florets at the top and bottom of the spikes over a 2-to 4-day period (refer to [Exhibit 14](#)). The center or one or both ends of the spikes might be void of grain because those florets were at a sensitive stage when they were frozen. Grain might develop in other parts of the spikes, because flowering had not started or was already completed in those florets when the freeze occurred.
- (iv) Examine the florets of a representative number of heads from the sample row for freeze damage to the pistils or immature kernels.
 - (A) Damaged: When all of the florets have brown, discolored pistils or immature kernels, the kernels will not mature: Do not count florets as potential kernels.
 - (B) Partially damaged: For heads with partial freeze damage, count as potential kernels only the florets that have pistils or immature kernels with pale green or white coloration.
 - (C) Undamaged: When all of the pistils or immature kernels in the florets have a pale green or white coloration, freeze damage has not occurred: Count each floret as a potential kernel.

Note: Freeze damage late in the heading stages may result in shrunken kernels and/or loss of test weight. Losses due to freeze damage must be deferred until an accurate appraisal can be determined. Whenever possible, determine damage from a graded sample.

- (1) Include the AIP's name in the appraisal worksheet title if not preprinted on the worksheet or when a worksheet entry is not provided.
- (2) Include the claim number on the appraisal worksheet (when required by the AIP) when a worksheet entry is not provided.
- (3) Separate appraisal worksheets must be completed for each unit appraised, and for each field or subfield including fields or subfields with a different APH yield or farming practice (applicable to replant, preliminary, and final claims). Refer to [Part 4, Para. 32](#) for sampling requirements.
- (4) When a remarks section is not included on the form, document pertinent information about the appraisal, including any appropriate calculations, on a Special Report and attach to the worksheet.
- (5) Standard appraisal worksheet items are numbered consecutively in [Exhibit 3](#). Example appraisal worksheets are also provided to illustrate how to complete item entries.
- (6) For all zero appraisals, refer to the LAM.

37-50 (Reserved)

PART 5: PRODUCTION WORKSHEET

51 General Information for Production Worksheet Entries and Completion Procedures

- (1) The **PW** is a progressive form containing all notices of damage for all preliminary, replant, and final inspections on a unit.
- (2) If a **PW** has been prepared on a prior inspection, verify each entry and enter additional information as needed. If a change or correction is necessary, strike out all entries on the line and re-enter correct entries on a new line. The adjuster and insured should initial any line deletions.
- (3) Refer to the LAM for instructions regarding the following:
 - (a) acreage report errors.
 - (b) delayed notices and delayed claims.
 - (c) corrected claims or fire losses (double coverage) and cases involving uninsured causes of loss, unusual situations, controversial claims, concealment, or misrepresentation.
 - (d) claims involving a Certification Form (when all the acreage on the unit has been appraised to be put to another use, when acreage is being appraised for a replanting payment and all acreage on the unit has been initially planted, or other reasons described in the LAM).
 - (e) “No Indemnity Due” claims (which must be verified by an appraisal or notification from the insured that the production exceeded the guarantee).
 - (f) late planting.
- (4) Refer to the Prevented Planting Handbook for information on prevented planting.
- (5) The adjuster is responsible for determining if any of the insured’s requirements under the notice and claim provisions of the policy have not been met. If any have not, the adjuster should contact the AIP.
- (6) Instructions labeled “Preliminary” apply to preliminary inspections only. Instructions labeled “Replant” apply to replant inspections only. Instructions labeled “Final” apply to final inspections only. Instructions not labeled apply to all inspections.
- (7) The AIP may complete a separate **PW** for each type planted in the unit.
- (8) If the AIP determines the claim is to be denied, refer to the LAM for **PW** completion instructions.

52-60 (Reserved)

EXHIBITS

Exhibit 1 Acronyms and Abbreviations

The following table provides the acronyms and abbreviations used in this handbook.

Approved Acronym/Abbreviation	Term
ACRSI	Acreage Crop Reporting Streamlining Initiative
AD	Actuarial Documents
AIP	Approved Insurance Provider
APH	Actual Production History
BP	Basic Provisions
CAT	Catastrophic Risk Protection
CIH	Crop Insurance Handbook, FCIC-18010
CISH	Crop Insurance Standards Handbook
CP	Crop Provisions
DSSH	Document and Supplemental Standards Handbook, FCIC-24040
FAD	Final Agency Determination
FCIC	Federal Crop Insurance Corporation
FDA	Food and Drug Administration
FGIS	Federal Grain Inspection Service
FM	Foreign Material
FSA	Farm Service Agency
GPS	Global Positioning System
GSH	General Standards Handbook, FCIC-18190
IRR	Irrigated Practice
LAM	Loss Adjustment Manual, FCIC-25010
NIRR	Non-Irrigated Practice
OPI	Office of Primary Interest
Para.	Paragraph
PW	Production Worksheet
QA	Quality Adjustment
QAF	Quality Adjustment Factor
RMA	Risk Management Agency
SP	Special Provisions
SRA	Standard Reinsurance Agreement
Subpara.	Subparagraph
USDA	United States Department of Agriculture
WAPE	Weighted Average Price Election

Bushel: A bushel will contain 50 pounds of triticale, unless otherwise specified in the CP in the SP.

Buyer: A business enterprise which acquires triticale production via contract and must possess or have contractual access to facilities with equipment and capacity necessary to handle and store the amount of production under contract.

Contract: A written agreement between the insured and a buyer, executed on or before the acreage reporting date, which is in effect for the crop year. The contract must include:

- (a) the insured's commitment to plant, grow, and deliver the insured crop to the buyer;
- (b) the buyer's commitment to purchase a specified quantity of production stated in the contract; and
- (c) the contract price.

Contract price: The price specified in a contract, without regard to incentives or discounts. The contract price cannot exceed the maximum contract price.

Contract price election:

- (a) The contract price election applicable to the insured type only if the total production guarantee for the type is insured using the same contract price.
- (b) If either the contract price or the amount of production is not specified in the contract, the insured may not elect the contract price election.

Harvest: The combining or threshing the insured crop for grain or cutting for hay or silage on any acreage. A crop which is swathed and not combined or threshed is not considered harvested.

Latest final planting date:

- (a) the final planting date for the spring type in all counties for which the SP designate a spring type only;
- (b) the final planting date for the winter type in all counties for which the SP designate a winter type only; or
- (c) the final planting date for the spring type in all counties for which the SP designate both spring and winter types.

Local market price: The cash grain price per bushel for the applicable quality level offered by buyers in the area in which the insured normally markets the insured crop. The applicable quality level will be based on the quality level of such grain that does not meet the grade requirements for U.S. No. 2 triticale (grades U.S. No. 3 or worse). ***

Maximum contract price: The price shown in the AD. ***

Nurse crop (companion crop): A crop planted into the same acreage as another crop, that is intended to be harvested separately, and which is planted to improve growing conditions for the crop with which it is grown.

Planted acreage: In addition to the definition contained in the BP, land on which seed is initially spread onto the soil surface by any method and subsequently is mechanically incorporated into the soil in a timely manner and at the proper depth will be considered planted.

Prevented planting: As defined in the BP, except that the references to “final planting date” contained in the definition in the BP are replaced with the “latest final planting date.”

Price election: In lieu of the definition contained in the BP:

- (a) The price election will be the price election as defined in the BP and contained in the AD (This price election will be used for the insured crop unless the crop is insured using the contract price election or weighted average price election); or
- (b) If the insured chooses to provide contracts and contract prices as specified in section 6 of the CP, the price election will be either of the following, as applicable:
 - (i) contract price election; or
 - (ii) weighted average price election. ***

Swathed: Severance of the stem and grain head from the ground without removal of the seed from the head and placing into a windrow.

Triticale: A crop species resulting from a breeder’s cross between wheat (Triticum) and Rye (Secale).

Weighted average price election: The price election determined in accordance with section 3(c) of the CP for each insured type. The weighted average price election cannot exceed the maximum contract price.

Exhibit 3 Form Standards – Appraisal Worksheet

Verify and/or make the following entries for each appraisal worksheet element/item number. A completed appraisal worksheet example is at the end of this Exhibit. For general form standards and other general information, see [Subpara. 2D](#) and [Para. 36](#).

Element/Item Number	Standard
Company	Name of AIP if not preprinted on the worksheet (Company Name).
Claim Number	Claim number as assigned by the AIP.
1. Insured's Name	Name of the insured that identifies exactly the person (legal entity) to whom the policy is issued.
2. Policy Number	Insured's assigned policy number.
3. Unit Number	Unit number from the Summary of Coverage after it is verified to be correct.
4. Crop	Triticale.
5. Crop Year	Four-digit crop year, as defined in the policy, for which the claim is filed.

Part I –Before Heading

For samples not yet tillered, partially tillered and where tillering is complete.

After triticale has reached the Heading Stage, use Part II.

Element/Item Number	Standard
6. Field ID	Field or subfield identification symbol.
7. Drill Space	Row width to nearest one-half inch. If broadcast, enter "B." Refer to Part 4, Para. 33 for row width determination information.
8. Tillering Incomplete Column No. Plants	Number of live plants capable of producing grain in each sample where tillering is incomplete. If tillering is complete on the sample, make no entry.
9. Total	Total number of plants in all samples from item 8.
10. Tiller Factor	Using the Tiller Factor (Exhibit 8) convert single plant counts to tillers to count.
11. Tillers to Count	Multiply total plants (item 9) by tiller factor (item 10) and enter to the nearest whole number.
12. Tillering Completed Column No. Tillers	Number of live tillers capable of producing grain in each sample where tillering is complete. If tillering is incomplete on the sample, make no entry. Scattered late seedlings in the sample row are to be counted as one tiller per seedling.
13. Total	Total number of tillers in all samples from item 12.
14. Total No. Tillers	Sum of items 11 and 13.
15. Total No. of Plots	Total number of sample plots in items 8 and 12.
16. Avg. No. Tillers	Results of dividing item 14 by item 15, rounded to the nearest tenth.
17. Sq. Ft. Factor	Square foot factor from Exhibit 6 in relation to row spacing.
18. Avg. Till. Per Sq. Ft.	Result of dividing item 16 by item 17, rounded to the nearest tenth.
19. Yield Factor	Tiller to Bushel Yield Factor Exhibit 9 .
20. Bu. Per Acre Appraisal	Result of multiplying item 18 by item 19, rounded to the nearest tenth.

Part II – After Heading

Element/Item Number	Standard
21. Field ID	Field or subfield identification symbol.
22. Drill Space	Row width to nearest one-half inch. If broadcast, enter “B.” Refer to Part 4, Para. 33 for row width determination information.
23. No. of Kernels (Five Heads) From Each Sample Plot	Total number of kernels in five representative heads from each sample plot. Do not include any empty or barren heads when selecting the five harvestable heads. If there are less than 5 heads in the sample, count the number of kernels in all heads in the sample. If there were no remaining or harvestable heads in the representative sample area, or the heads have no kernels, enter “0.”
24. No. Heads Sampled	Number of representative heads sampled (“5” is preprinted on the Appraisal Worksheet). If there are less than 5 heads sampled, line through “5” and enter the number of heads actually sampled. If there are no remaining or harvestable heads with kernels in the sample, leave as “5.”
25. Avg. No. Kernels Per Head	Result of dividing item 23 by item 24, rounded to the nearest tenth.
26. Total Number Heads From Each Sample Plot	Number of heads counted in each sample plot. Do not include any empty or barren heads when counting the number of harvestable heads.
27. Total Kernels Per Sample	Result of multiplying item 25 times item 26, rounded to the nearest tenth.
28. Total Kernels All Samples	Total number of kernels in all samples from item 27.
29. No. Samples	Total number of sample plots.
30. Avg. Kernels Per Sample	Result of dividing item 28 by item 29, rounded to nearest tenth.
31. Sq. Ft. Factor	Square Foot Factor from Exhibit 6 .
32. Avg. Kernels Per Sq. Ft.	Result of dividing item 30 by item 31, rounded to the nearest tenth.
33. Yield Factor	Enter the Kernels to Bushel Yield Factor from Exhibit 10 for “Not shriveled” (even if the kernels are not yet filled), unless there is sufficient justification to apply the “shriveled” grain factor.
34. Bu. Per Acre Appraisal	Result of dividing item 32 by item 33, rounded to the nearest tenth.

The following required entries are not illustrated on the Appraisal Worksheet example below.

Element/Item Number	Standard
35. Insured’s Signature and Date	Insured’s (or insured’s authorized representative’s) signature and date. BEFORE obtaining insured’s signature, review all entries on the Appraisal Worksheet with the insured, (or insured’s authorized representative) particularly explaining codes, etc., which may not be readily understood.
36. Code No., Adjuster’s Signature, and Date	Signature of adjuster, code number, and date signed after the insured (or insured’s authorized representative) has signed. If the appraisal is performed prior to signature date, document the date of appraisal in the Remarks/Narrative section of the Appraisal Worksheet (if available); otherwise, document the appraisal date in the Narrative of the PW .
Page Number	Page numbers - (Example: Page 1 of 1, Page 1 of 2, Page 2 of 2, etc.).

Exhibit 3 Form Standards – Appraisal Worksheet (Continued)

COMPANY: Any Company						1. INSURED'S NAME I.M. INSURED				2. POLICY NUMBER XXXXXXX				3. UNIT NUMBER 0001-0001 BU				4. CROP Triticale		5. CROP YEAR YYYY						
CLAIM NO: XXXXXXXX						PART I – BEFORE HEADING																				
6. Field ID	7. Drill Space	8. Tillering Incomplete Column No. Plants – Block Equals 1 Sample					10. Tiller Factor	11. Tillers To Count	12. Tillering Completed Column No. Tillers – Each block = 1 Sample Plot					14. Total No. Tillers	15. Total No. of Plots	16. Avg. No. Tillers	17. Sq. Ft. Factor	18. Avg. Till Per Sq. Ft.	19. Yield Factor	20. Bu. Per Acre Appraisal						
A	12.0	19	6	10			=	175	+					=	÷	=	÷	=	x	=						
		9. TOTAL 35								13. TOTAL											175	3	58.3	10	5.8	.73
C	12.0						=		+	291	235	160	313	236	=	÷	=	÷	=	x	=					
		9. TOTAL								13. TOTAL												1235	5	247.0	10	24.7
							=		+						=	÷	=	÷	=	x	=					
		9. TOTAL								13. TOTAL																
PART II – AFTER HEADING																										
21. Field ID	22. Drill Space	23. No. Kernels (Five Heads) From Each Sample Plot					÷																			
		24. No. Heads Sampled					÷	5	5	5	5	5	5	5	28. Total Kernels All Samples						29. No. Samples	30. Avg. Kernels Per Sample	31. Sq. Ft. Factor	32. Avg. Kernels Per Sq. Ft.	33. Yield Factor	34. Bu. Per Acre Appraisal
		25. Avg. No. Kernels Per Head					=																			
		26. Total Number Heads From Each Sample Plot					x																			
		27. Total Kernels Per Sample					=																			
21. Field ID	22. Drill Space	23. No. Kernels (Five Heads) From Each Sample Plot					÷																			
		24. No. Heads Sampled					÷	5	5	5	5	5	5	5	28. Total Kernels All Samples						29. No. Samples	30. Avg. Kernels Per Sample	31. Sq. Ft. Factor	32. Avg. Kernels Per Sq. Ft.	33. Yield Factor	34. Bu. Per Acre Appraisal
		25. Avg. No. Kernels Per Head					=																			
		26. Total Number Heads From Each Sample Plot					x																			
		27. Total Kernels Per Sample					=																			
+ - + - + - + - + - = ÷ = ÷ = ÷ = ÷ =																										

(For Illustration Purposes Only) This form example does not illustrate all required entry items (e.g., signatures, dates, etc.). Refer to the above Appraisal Worksheet instructions for required statements and signature entries.

Exhibit 3 Form Standards – Appraisal Worksheet (Continued)

COMPANY: Any Company						1. INSURED'S NAME I.M. INSURED				2. POLICY NUMBER XXXXXXX				3. UNIT NUMBER 0001-0001 BU				4. CROP Triticale		5. CROP YEAR YYYY	
CLAIM NO: XXXXXXXX						PART I – BEFORE HEADING															
6. Field ID	7. Drill Space	8. Tillering Incomplete Column No. Plants – Block Equals 1 Sample					10. Tiller Factor	11. Tillers To Count	12. Tillering Completed Column No. Tillers – Each block = 1 Sample Plot					14. Total No. Tillers	15. Total No. of Plots	16. Avg. No. Tillers	17. Sq. Ft. Factor	18. Avg. Till Per Sq. Ft.	19. Yield Factor	20. Bu. Per Acre Appraisal	
						X	=	+					=	÷	=	÷	=	X	=		
		9. TOTAL 35							13. TOTAL												
						X	=	+					=	÷	=	÷	=	X	=		
		9. TOTAL							13. TOTAL												
						X	=	+					=	÷	=	÷	=	X	=		
		9. TOTAL							13. TOTAL												
PART II – AFTER HEADING																					
21. Field ID C	22. Drill Space 12.0	23. No. Kernels (Five Heads) From Each Sample Plot		÷	71	0	87	53													
		24. No. Heads Sampled		÷	5	5	5	5	5	5	5	28. Total Kernels All Samples	29. No. Samples	30. Avg. Kernels Per Sample	31. Sq. Ft. Factor	32. Avg. Kernels Per Sq. Ft.	33. Yield Factor	34. Bu. Per Acre Appraisal			
		25. Avg. No. Kernels Per Head		=	14.2	0	17.4	10.6													
		26. Total Number Heads From Each Sample Plot		X	250	0	45	24													
		27. Total Kernels Per Sample		=	3550	0	783	254.4				4587.4	4	1146.9	10	114.7	18	6.4			
21. Field ID	22. Drill Space	23. No. Kernels (Five Heads) From Each Sample Plot		÷																	
		24. No. Heads Sampled		÷	5	5	5	5	5	5	28. Total Kernels All Samples	29. No. Samples	30. Avg. Kernels Per Sample	31. Sq. Ft. Factor	32. Avg. Kernels Per Sq. Ft.	33. Yield Factor	34. Bu. Per Acre Appraisal				
		25. Avg. No. Kernels Per Head		=																	
		26. Total Number Heads From Each Sample Plot		X																	
		27. Total Kernels Per Sample		=																	

(For Illustration Purposes Only) This form example does not illustrate all required entry items (e.g., signatures, dates, etc.). Refer to the above Appraisal Worksheet instructions for required statements and signature entries.

Exhibit 4 Form Standards – Production Worksheet

Verify and/or make the following entries for each **PW** element/item number. A completed **PW** example is at the end of this exhibit. For general form standards and other general information, see [Subpara. 2D](#) and [Para. 51](#).

Element/Item Number	Standard
1. Crop/Code #	“Triticale” (0158).
2. Unit #	Unit number from the Summary of Coverage after it is verified to be correct.
3. Location Description	Land location that identifies the legal description, if available, and the location of the unit (e.g., section, township, and range; FSA Farm Numbers; FSA Common Land Units and tract numbers; GPS identifications; or Grid identifications) as applicable for the crop.
4. Date(s) of Damage	First three letters of the month(s) during which the determined insured damage occurred for the inspection and cause(s) of loss listed in item 5 below. If no entry in item 5 below, make no entry. For progressive damage, enter the month that identifies when the majority of the insured damage occurred. Include the specific date where applicable as in the case of hail damage (e.g., Aug 11). Enter additional dates of damage in the extra spaces, as needed. If more space is needed, document the additional dates of damage in the Narrative (or on a Special Report). Refer to the illustration in item 6 below. If there is no insurable cause of loss, and a no indemnity due claim will be completed, make no entry.
5. Cause(s) of Damage	<p>Name of the determined insured cause(s) of damage for this crop as listed in the LAM for the date of damage listed in item 4 above. If an insured cause(s) of damage is coded as “Other,” explain in the Narrative. Enter additional causes of damage in the extra spaces, as needed. If more space is needed, document the additional determined insured causes of damage in the Narrative (or on a Special Report). Refer to the illustration in item 6 below.</p> <p>If it is evident that no indemnity is due, enter “No Indemnity Due” across the columns in Item 5 (refer to the LAM for more information on no indemnity due claims).</p>

Element/Item Number	Standard												
6. Insured Cause %	<p>Preliminary: Make no entry.</p> <p>Replant and Final: Whole percent of damage for the insured cause of damage listed in item 5 above. Enter additional “Insured Cause %” in the extra spaces, as needed. If additional space is needed, enter the additional determined “Insured Cause %” in the Narrative (or on a Special Report). The total of all “Insured Cause %” including those entered in the Narrative must equal 100%.</p> <p>If there is no insurable cause of loss, and a no indemnity due claim will be completed, make no entry.</p> <p>Example entries for items 4-6 and the Narrative, reflecting entries for multiple dates of damage, the corresponding insured causes of damage and insured cause percents:</p> <table><tr><td>4. Date(s) of Damage</td><td>MAY</td><td>JUNE 30</td><td>AUG</td></tr><tr><td>5. Cause(s) of Damage</td><td>Excess Moisture</td><td>Hail</td><td>Drought</td></tr><tr><td>6. Insured Cause %</td><td>40</td><td>20</td><td>30</td></tr></table> <p>Narrative: Additional Date of Damage – SEP 5;</p> <p>Cause of Damage – Freeze;</p> <p>Insured Cause Percent – 10%</p>	4. Date(s) of Damage	MAY	JUNE 30	AUG	5. Cause(s) of Damage	Excess Moisture	Hail	Drought	6. Insured Cause %	40	20	30
4. Date(s) of Damage	MAY	JUNE 30	AUG										
5. Cause(s) of Damage	Excess Moisture	Hail	Drought										
6. Insured Cause %	40	20	30										
7. Company/Agency	Name of company and agency servicing the policy .												
8. Name of Insured	Name of the insured that identifies exactly the person (legal entity) to whom the policy is issued.												
9. Claim #	Claim number as assigned by the AIP.												
10. Policy #	Insured’s assigned policy number.												
11. Crop Year	Four-digit crop year, as defined in the policy, for which the claim is filed.												
12. Additional Units	<p>Preliminary and Replant: Make no entry.</p> <p>Final: Unit number(s) for all non-loss units for the crop at the time of final inspection. A non-loss unit is any unit for which a PW has not been completed. Additional non-loss units may be entered on a single PW.</p> <p>If more spaces are needed for non-loss units, enter the unit numbers, identified as “Non-Loss Units,” in the “Narrative” or on an attached Special Report.</p>												

Element/Item Number	Standard
13. Est. Prod. Per Acre	<p>Preliminary and Replant: Make no entry.</p> <p>Final: Estimated yield per acre, in whole bushels, of all non-loss units for the crop at the time of final inspection.</p>
14. Date(s) Notice of Loss	<p>Preliminary:</p> <ul style="list-style-type: none"> a. Date the first or second notice of damage or loss was given for the unit in item 2, in the 1st or 2nd space, as applicable. Enter the complete date (MM/DD/YYYY) for each notice. b. A notice of damage or loss for a third preliminary inspection (if needed) requires an additional set of PWs. Enter the date of notice for a third preliminary inspection in the 1st space of item 14 on the second set of PWs. c. Reserve the “Final” space on the first page of the first set of PWs for the date of notice for the final inspection. d. If the inspection is initiated by the AIP, enter “Company Insp.” instead of the date. e. If the notice does not require an inspection, document as directed in the “Narrative” instructions. <p>Replant and Final: Transfer the last date (in the 1st or 2nd space from the first or second set of PWs) to the final space on the first page of the first set of PWs if a final inspection should be made as a result of the notice. Always enter the complete date of notice (MM/DD/YYYY) for the “Final” inspection in the final space on the first set of PWs. For a delayed notice of loss or delayed claim, refer to the LAM.</p>

Element/Item Number	Standard
15. Companion Policy(s)	<p>a. If no other person has a share in the unit (insured has 100 percent share), make no entry.</p> <p>b. In all cases where the insured has LESS than a 100 percent share of a loss-affected unit, ask the insured if the OTHER person sharing in the unit has a multiple-peril crop insurance policy (i.e., not crop-hail, fire, etc.). If the other person does not, enter “None.”</p> <p>(1) If the other person has a multiple-peril crop insurance policy and it can be determined that the SAME AIP services it, enter the policy number. Handle these companion policies according to AIP instructions.</p> <p>(2) If the other person has a multiple-peril crop insurance policy and a different AIP or agent services it, enter the name of the AIP and/or agent (and policy number) if known.</p> <p>(3) If unable to verify the existence of a companion policy, enter “Unknown” and contact the AIP for further instructions.</p> <p>c. Refer to the LAM for further information regarding companion policies.</p>

Section I – Determined Acreage Appraised, Production and Adjustments

Make separate line entries for varying:

- (1) rate classes, types, class, sub-class, intended use, irrigated practice, cropping practice, or organic practices, as applicable;
- (2) APH yields;
- (3) appraisals;
- (4) adjustments to appraised mature production (moisture and/or **QAFs**);
- (5) stages or intended use(s) of acreage;
- (6) shares (e.g., 50 percent and 75 percent shares on the same unit); or
- (7) appraisals for damage due to hail or fire if Hail and Fire Exclusion is in effect.

Element/Item Number	Standard
16. Field ID	<p>The field identification symbol from a sketch map or an aerial photo. Refer to the “Narrative.”</p> <p>Where acreage is partly replanted, omit the field ID symbol for the fields that have not been replanted and that have been consolidated into a single line entry.</p>
17. Multi-Crop Code	<p>Replant: Make no entry.</p> <p>Preliminary and Final: The applicable two-digit code for first crop and second crop. Refer to the LAM for instructions regarding entry of first crop and second crop codes.</p>
18. Reported Acres	<p>In the event of over-reported acres, handle in accordance with the individual AIP’s instructions. In the event of under-reported acres, enter the reported acres to tenths for the field or sub field (refer to Subpara. 2D(1)). If there are no under-reported acres make no entry.</p>
19. Determined Acres	<p>Refer to the LAM for definition of acceptable determined acres used herein. Enter the determined acres to tenths (refer to Subpara. 2D(1)) for the field or subfield for which consent is given for other use and/or:</p> <ul style="list-style-type: none"> a. put to other use without consent; b. abandoned; c. damaged by uninsured causes; or d. for which the insured failed to provide acceptable records of production. <p>Refer to the LAM for procedures regarding when estimated acres are allowed and documentation requirements.</p> <p>Replant: Determine the total acres, to tenths, of replanted acreage (do not estimate). Make a separate line entry for any part of a field not replanted.</p> <ul style="list-style-type: none"> a. Determine the planted acreage of any fields not replanted. Consolidate it into a single line entry unless the usual reasons for separate line entries apply. Record the field identities (from a map or aerial photo) in the “Narrative.” b. Account for All Planted Acreage in the Unit. <p>Preliminary and Final: Determined acres to tenths.</p> <ul style="list-style-type: none"> a. Acreage breakdowns within a unit or field may be estimated (refer to the LAM) if a determination is impractical. b. Account for All Planted Acreage in the Unit.

Exhibit 4 Form Standards – Production Worksheet (Continued)

Element/Item Number	Standard
20. Interest or Share	Insured's interest in the crop to thousandths places as determined at the time of inspection. If shares vary on the same unit, use separate line entries. Refer to Subpara. 2D(1).
21. Risk	Three-digit code for the correct "Rate" as specified on the AD maps. If a "Rate" or "High-Risk Area" is not specified on the AD maps, Make no entry. Verify with the Summary of Coverage and if the "Rate" is found to be incorrect, revise according to the AIP's instructions. Refer to the LAM.
22. Type	Three-digit code, entered exactly as specified on the AD for the type grown by the insured. If "No Type Specified" is shown in the AD , enter the appropriate three-digit code from the AD (e.g., 997). If a type is not specified on the AD , make no entry.
23. Class	Three-digit code, entered exactly as specified on the AD for the class grown by the insured. If "No Class Specified" is shown in the AD , enter the appropriate three-digit code from the AD (e.g., 997). If a class is not specified on the AD , make no entry.
24. Sub-Class	Three-digit code, entered exactly as specified on the AD for the sub-class grown by the insured. If "No Sub-Class Specified," is shown in the AD , enter the appropriate three-digit code from the AD (e.g., 997). If a sub-class is not specified on the AD , make no entry.
25. Intended Use	Three-digit code, entered exactly as specified on the AD for the intended use of the crop grown by the insured. If "No Intended Use Specified" is shown in the AD , enter the appropriate three-digit code from the AD (e.g., 997). If an intended use is not specified on the AD , make no entry.
26. Irr. Practice	Three-digit code, entered exactly as specified on the AD for the irrigated practice carried out by the insured. If "No Irrigated Practice Specified" is shown in the AD , enter the appropriate three-digit code from the AD (e.g., 997). If an irrigated practice is not specified on the AD , make no entry.
27. Cropping Practice	Three-digit code, entered exactly as specified on the AD for the cropping practice (or practice) carried out by the insured. If "No Cropping Practice" or "No Practice Specified" is shown in the AD , enter the appropriate three-digit code from the AD (e.g., 997). If a cropping practice is not specified on the AD , make no entry.
28. Organic Practice	Three-digit code, entered exactly as specified on the AD for the organic practice carried out by the insured. If "No Organic Practice Specified" is shown in the AD , enter the appropriate three-digit code from the AD (e.g., 997). If an organic practice is not specified on the AD , make no entry.

Element/Item Number	Standard																								
29. Stage	<p>Preliminary: Make no entry.</p> <p>Replant: Replant stage abbreviation as shown below.</p> <table> <tr> <th data-bbox="537 359 885 390"><u>STAGE</u></th><th data-bbox="885 359 1521 390"><u>EXPLANATION</u></th></tr> <tr> <td data-bbox="537 426 885 499">"R"</td><td data-bbox="885 426 1521 499">Acreage replanted and qualifying for replanting payment.</td></tr> <tr> <td data-bbox="537 535 885 730">"NR"</td><td data-bbox="885 535 1521 730">Acreage not replanted or not qualifying for a replanting payment. Enter "NR" if the combined potential production appraisal and uninsured cause appraisal totals 90 percent or more of the guarantee for replanting claims.</td></tr> <tr> <td data-bbox="537 766 885 840">"RN"</td><td data-bbox="885 766 1521 840">Acreage replanted and not qualified for a replanting payment.</td></tr> </table> <p>Final: Stage abbreviation as shown below.</p> <table> <tr> <th data-bbox="537 947 885 978"><u>STAGE</u></th><th data-bbox="885 947 1521 978"><u>EXPLANATION</u></th></tr> <tr> <td data-bbox="537 1014 885 1209">"P"</td><td data-bbox="885 1014 1521 1209">Acreage abandoned without consent, put to other use without consent, damaged solely by uninsured causes, or for which the insured failed to provide acceptable records of production to the AIP.</td></tr> <tr> <td data-bbox="537 1245 885 1276">"H"</td><td data-bbox="885 1245 1521 1276">Harvested.</td></tr> <tr> <td data-bbox="537 1312 885 1386">"NE"</td><td data-bbox="885 1312 1521 1386">Acreage with non-emerged seed due to insufficient soil moisture (non-irrigated only).</td></tr> <tr> <td data-bbox="537 1421 885 1453">"UH"</td><td data-bbox="885 1421 1521 1453">Unharvested or put to other use with consent.</td></tr> <tr> <td data-bbox="537 1488 885 1562">"TZ"</td><td data-bbox="885 1488 1521 1562">UUF/Third Party Damage - Zero production on same acreage.</td></tr> <tr> <td data-bbox="537 1598 885 1671">"TA"</td><td data-bbox="885 1598 1521 1671">UUF/Third Party Damage - Appraised production on same acreage.</td></tr> <tr> <td data-bbox="537 1707 885 1780">"TH"</td><td data-bbox="885 1707 1521 1780">UUF/Third Party Damage - Harvested production on same acreage.</td></tr> </table> <p>Prevented Planting: Refer to the Prevented Planting Standards Handbook for proper codes for any eligible prevented planting acreage.</p> <p>Gleaned Acreage: Refer to the LAM for information on gleaning.</p>	<u>STAGE</u>	<u>EXPLANATION</u>	"R"	Acreage replanted and qualifying for replanting payment.	"NR"	Acreage not replanted or not qualifying for a replanting payment. Enter "NR" if the combined potential production appraisal and uninsured cause appraisal totals 90 percent or more of the guarantee for replanting claims.	"RN"	Acreage replanted and not qualified for a replanting payment.	<u>STAGE</u>	<u>EXPLANATION</u>	"P"	Acreage abandoned without consent, put to other use without consent, damaged solely by uninsured causes, or for which the insured failed to provide acceptable records of production to the AIP.	"H"	Harvested.	"NE"	Acreage with non-emerged seed due to insufficient soil moisture (non-irrigated only).	"UH"	Unharvested or put to other use with consent.	"TZ"	UUF/Third Party Damage - Zero production on same acreage.	"TA"	UUF/Third Party Damage - Appraised production on same acreage.	"TH"	UUF/Third Party Damage - Harvested production on same acreage.
<u>STAGE</u>	<u>EXPLANATION</u>																								
"R"	Acreage replanted and qualifying for replanting payment.																								
"NR"	Acreage not replanted or not qualifying for a replanting payment. Enter "NR" if the combined potential production appraisal and uninsured cause appraisal totals 90 percent or more of the guarantee for replanting claims.																								
"RN"	Acreage replanted and not qualified for a replanting payment.																								
<u>STAGE</u>	<u>EXPLANATION</u>																								
"P"	Acreage abandoned without consent, put to other use without consent, damaged solely by uninsured causes, or for which the insured failed to provide acceptable records of production to the AIP.																								
"H"	Harvested.																								
"NE"	Acreage with non-emerged seed due to insufficient soil moisture (non-irrigated only).																								
"UH"	Unharvested or put to other use with consent.																								
"TZ"	UUF/Third Party Damage - Zero production on same acreage.																								
"TA"	UUF/Third Party Damage - Appraised production on same acreage.																								
"TH"	UUF/Third Party Damage - Harvested production on same acreage.																								

Element/Item Number	Standard																		
30. Use of Acreage	<p>Use of acreage. Use the following “Intended Use” abbreviations.</p> <table border="1"> <thead> <tr> <th data-bbox="537 289 889 321"><u>USE</u></th><th data-bbox="889 289 1521 321"><u>EXPLANATION</u></th></tr> </thead> <tbody> <tr> <td data-bbox="537 359 889 432">“Replant”</td><td data-bbox="889 359 1521 432">Acreage replanted and qualifying for replanting payment.</td></tr> <tr> <td data-bbox="537 470 889 543">“Not Replanted”</td><td data-bbox="889 470 1521 543">Acreage not replanted or not qualifying for a replanting Payment.</td></tr> <tr> <td data-bbox="537 581 889 613">“To Millet”</td><td data-bbox="889 581 1521 613">Use made of the acreage.</td></tr> <tr> <td data-bbox="537 651 889 682">“WOC”</td><td data-bbox="889 651 1521 682">Other use without consent.</td></tr> <tr> <td data-bbox="537 720 889 751">“SU”</td><td data-bbox="889 720 1521 751">Solely uninsured.</td></tr> <tr> <td data-bbox="537 789 889 821">“ABA”</td><td data-bbox="889 789 1521 821">Abandoned without consent.</td></tr> <tr> <td data-bbox="537 858 889 890">“H”</td><td data-bbox="889 858 1521 890">Harvested.</td></tr> <tr> <td data-bbox="537 928 889 959">“UH”</td><td data-bbox="889 928 1521 959">Unharvested.</td></tr> </tbody> </table> <p>Verify any “Intended Use” entry. If final use of the acreage was not as indicated, strike out the original line and initial it. Enter all data on a new line showing the correct “Final Use.” Refer to the LAM regarding “WOC” and short rated acreage.</p> <p>Prevented Planting: Refer to the Prevented Planting Standards Handbook for proper codes for any eligible prevented planting acreage.</p> <p>Gleaned Acreage: Refer to the LAM for information on gleaning.</p>	<u>USE</u>	<u>EXPLANATION</u>	“Replant”	Acreage replanted and qualifying for replanting payment.	“Not Replanted”	Acreage not replanted or not qualifying for a replanting Payment.	“To Millet”	Use made of the acreage.	“WOC”	Other use without consent.	“SU”	Solely uninsured.	“ABA”	Abandoned without consent.	“H”	Harvested.	“UH”	Unharvested.
<u>USE</u>	<u>EXPLANATION</u>																		
“Replant”	Acreage replanted and qualifying for replanting payment.																		
“Not Replanted”	Acreage not replanted or not qualifying for a replanting Payment.																		
“To Millet”	Use made of the acreage.																		
“WOC”	Other use without consent.																		
“SU”	Solely uninsured.																		
“ABA”	Abandoned without consent.																		
“H”	Harvested.																		
“UH”	Unharvested.																		
31. Appraised Potential	<p>Replant: Enter the bushels per acre allowed for replanting to the nearest tenth as determined from the replant calculation documented in the Narrative. (Refer to Part 3 for qualifications and computations.)</p> <p>Preliminary and Final: Per-acre appraisal in bushels to tenths, of potential production for the acreage appraised as shown on the appraisal worksheet. Refer to Part 4, “Appraisals,” for additional instructions. If there is no potential on UH acreage, enter “0.0.”</p>																		
32a. Moisture %	<p>Replant: Make no entry.</p> <p>Preliminary and Final: Moisture percent to nearest tenth only if in excess of the 12.0 percent for appraised mature grain production.</p> <p>Moisture adjustment is applied prior to applying any qualifying adjustment for quality.</p>																		

Exhibit 4 Form Standards – Production Worksheet (Continued)

Element/Item Number	Standard
32b. Factor	<p>Replant: Make no entry.</p> <p>Preliminary and Final: Moisture factor - For appraised mature grain production in excess of 12.0 percent, obtain factor from Exhibit 12.</p>
33. Shell %, Factor, or Value	Make no entry.
34. Production Pre QA	<p>Replant: Enter the result of multiplying column 31 times column 19 to the nearest tenth. If no entry in column 31, make no entry.</p> <p>Preliminary and Final: Result of multiplying column 31 times column 19, times column 32b, if applicable, rounded to tenths. If no entry in column 31, make no entry.</p>
35. Quality Factor	<p>Replant: Make no entry.</p> <p>Preliminary and Final: For mature unharvested production which due to insurable causes qualifies for QA as provided in the CP, enter the QAF as a three-place decimal calculated in accordance with the CP (Local Market Price divided by the applicable price election, i.e., the published price election, the contract price election, or the WAPE).</p> <p>If the QAF is zero, enter “.000.” Document all calculations in the Narrative of the PW, or on a Special Report. Copies of all supporting documentation should be included in the insured’s claim file. For additional QA definitions, instructions, documentation, qualifications, and testing requirements, refer to the CP, LAM, and the Official United States Standards for triticale. Also, refer to the QA instructions in the “Narrative,” herein.</p> <p>If appraised mature production is determined by the AIP to have zero market value, enter “.000.” Refer to the LAM.</p>
36. Production Post QA	<p>Replant: Transfer the entry in item 34. If no entry in column 34, make no entry.</p> <p>Preliminary and Final: Result of multiplying column 34 times column 35, rounded to tenths. If no entry in column 35, transfer entry from column 34. If no entry in column 34, make no entry.</p>

Element/Item Number	Standard
37. Uninsured Cause	<p>Replant: Make no entry.</p> <p>Preliminary and Final: Result of per acre appraisal for uninsured causes (taken from appraisal worksheet or other documentation) multiplied by column 19, rounded to tenths. Refer to the LAM for information on how to determine uninsured cause appraisals. If no uninsured causes, make no entry.</p> <p>a. Hail and Fire exclusion not in effect.</p> <p>(1) Enter the result of multiplying column 19 entry by not less than the insured's production guarantee per acre, in bushels, to tenths, for the line, (calculated by multiplying the elected coverage level percentage times the approved APH yield per acre shown on the APH form), for any "P" stage acreage.</p> <p>(2) On preliminary inspections, advise the insured to keep the harvested production from any acreage damaged solely by uninsured causes separate from other production. Refer to the LAM for information on how to determine uninsured cause appraisals.</p> <p>(3) For acreage that is damaged partly by uninsured causes, enter the result of multiplying the appraised uninsured loss of production per acre in bushels to tenths, by column 19 entry for any such acreage.</p> <p>b. When there is late-planted acreage, the applicable production guarantee for such acreage is the production guarantee per-acre that has been reduced for late-planted acreage, multiplied by column 19 entry.</p> <p>c. Refer to the LAM when a Hail and Fire Exclusion is in effect and damage is from hail or fire.</p> <p>d. Enter the result of adding uninsured cause appraisals to hail and fire exclusion appraisals.</p> <p>e. For fire losses, if the insured also has other fire insurance (double coverage), refer to the LAM.</p>
38. Total to Count	Result of adding item 36 and item 37.
39. Total	<p>Preliminary: Make no entry.</p> <p>Replant and Final: Total determined acres (column 19), to tenths (refer to Subpara. 2D(1)).</p>

Element/Item Number	Standard
40. Quality	<p>Replant: Make no entry.</p> <p>Preliminary and Final: Check the applicable qualifying QA condition(s) affecting the unit’s production (refer to table below). Check all qualifying conditions that apply to the unit’s appraised and harvested production (refer to the CP).</p> <p>Qualifying QA Conditions:</p> <p>Test Weight (TW)</p> <p>Kernel Damage (KD) and Total Defects</p> <p>Garlicky (Grade)</p> <p>Aflatoxin</p> <p>Vomitoxin</p> <p>Fumonisin</p> <p>Dark Roast (for Sunflowers only)</p> <p>Sclerotinia (for Sunflowers only)</p> <p>Ergoty (Grade)</p> <p>Commercially Objectionable Foreign Odor (includes Musty and Sour Odor)</p> <p>Other</p> <p>None</p> <p>a. For all qualifying QA conditions checked, in the Narrative (or on a Special Report):</p> <p> (1) document the level for each qualifying QA condition as indicated by approved test results, and the name and location of each testing facility that verifies the presence of the qualifying QA condition and the date of the test(s); or</p> <p> (2) enter “See documentation included in the claim file” (e.g., include copy of the test facility certificate, grade certificate, summary or settlement sheet, etc., that documents the QA condition).</p>

Exhibit 4 Form Standards – Production Worksheet (Continued)

Element/Item Number	Standard
40. Quality (Continued)	<p>b. If “Other” is checked, in addition to the above documentation requirements, document in the Narrative (or on a Special Report):</p> <ul style="list-style-type: none"> (1) a description of the qualifying QA condition; and (2) the name of the controlling authority that considers this qualifying QA condition to be injurious to human or animal health and why. (3) Refer to Part 2, Subpara. 13B if, due to insured causes, a Federal or State agency has ordered the appraised crop or production to be destroyed. <p>c. Check “None” if none of the production qualifies for QA.</p>
41. Mycotoxins exceed FDA, State, or other health organization maximum limits. Check “Yes”	<p>Replant: Make no entry.</p> <p>Preliminary and Final: Check “Yes” if any mycotoxins listed in item 40 (including any identified as “Other”) exceed the FDA, state, or other health organization maximum limits, otherwise leave blank. Document in the Narrative (or on a Special Report), the disposition of the production that was:</p> <ul style="list-style-type: none"> a. sold, document the name and address of the buyer; or b. not sold, document the date(s) of the disposition, how the production was used, or how it was destroyed. <p>Refer to the LAM for additional information on mycotoxins.</p>
42. Totals	Total of entries in columns 34, 36, 37, and 38. If a column has no entries, make no entry.

Narrative Instructions

If more space is needed, document on a Special Report, and enter “See Special Report.” Attach the Special Report to the **PW**.

a.	If no acreage is released on the unit, enter “No acreage released,” adjuster’s initials, and date.
b.	If notice of damage was given and “No Inspection” is required, enter “No Inspection,” the unit number(s), date, and adjuster’s initials (do not enter unit numbers for which notice has not been given). The insured’s signature is not required.
c.	Explain any uninsured causes, unusual, or controversial cases.
d.	If there is an appraisal in Section I, column 37 for uninsured causes due to a hail/fire exclusion, show the original hail/fire liability per acre and the hail/fire indemnity per acre.
e.	Document the actual appraisal date if an appraisal was performed prior to the adjuster’s signature date on the appraisal worksheet, and the date of the appraisal is not recorded on the appraisal worksheet.

Exhibit 4 Form Standards – Production Worksheet (Continued)

f.	State that there is “No other fire insurance” when fire damages or destroys the insured crop and it is determined that the insured has no other fire insurance. Also refer to the LAM.
g.	Explain any errors found on the Summary of Coverage.
h.	Explain any commingled production. Refer to the LAM.
i.	Explain any entry for “Production Not to Count” in Section II, column 62 and/or any production not included in Section II, column 56 or column 49 - 52 entries (e.g., harvested production from uninsured acreage that can be identified separately from the insured acreage in the unit).
j.	Explain a “No” checked in item 44.
k.	<p>Attach a sketch map or aerial photo to identify the total unit:</p> <ul style="list-style-type: none">(1) if consent is or has been given to put part of the unit to another use or to replant;(2) if acreage has been replanted to a practice uninsurable as an original practice;(3) if uninsured causes are present; or(4) for unusual or controversial cases. <p>Indicate on the aerial photo or sketch map, the disposition of acreage destroyed or put to other use with or without consent.</p>
l.	Explain any difference between date of inspection and signature dates. For an absentee insured, enter the date of the inspection and the date of mailing the PW for signature.
m.	When any other adjuster or supervisor accompanied the adjuster on the inspection, enter the code number of the other adjuster or supervisor and the date of inspection.
n.	Explain the reason for a “No Indemnity Due” claim. “No Indemnity Due” claims are to be distributed in accordance with the AIP’s instructions.
o.	Explain any delayed notices or delayed claims as instructed in the LAM.
p.	Document any authorized estimated acres, as instructed in the LAM, shown in Section I, column 19.
q.	Document the method and calculation used to determine acres for the unit. Refer to the LAM.
r.	Specify the type of insects or disease when the insured cause of damage or loss is listed as insects or disease. List the control measures used and explain why they did not work.
s.	Document the bushel per acre appraisal (plus appraisal for uninsured causes of loss, if applicable) for replanted acreage, and the calculations to show that the qualifications for a replanting payment have been met. Refer to Part 3, Para. 22 .
t.	If any acreage to be replanted in the unit does not qualify for a replanting payment, enter Field No., “Not Qual For Replant Payment,” date of inspection, adjuster’s initials, and reason not qualified.
u.	For replant claims, indicate if the bushels allowed for replanting have/have not been reduced for share on the PW according to individual AIP guidelines.

v.	For production that qualifies for QA (supporting documentation should be included in the insured's claim file): (1) Explain any “.000” QA factor entered in Section I, column 35 and Section II, column 65. (2) Explain any deficiencies, substances, or conditions that are allowed for QA , as well as any which were not allowed. (3) If mycotoxins are present, document the level based on laboratory test results. (4) If a Federal or State destruction order has been issued, attach to the PW a copy of the Federal or State destruction order and the insured's completed Certification Form. (5) Document Local Market Price used in establishing the QA factor for mature appraised or harvested production. (6) Refer to the LAM for documentation requirements when any excess transportation costs or conditioning costs are included in determining the Local Market Price. (7) Document all calculations used in determining the QA factors. (8) Refer to the LAM for additional documentation requirements.
w.	Document field ID's, date, and method of destruction of mycotoxin-infested triticale grain if it has no market value. For further documentation instructions, refer to the LAM.
x.	Document the name and address of the charitable organization when gleaned acreage is applicable. Refer to the LAM for more information on gleaning.
y.	Document the type of triticale being appraised, if not indicated on the appraisal worksheet or on a Special Report.
z.	Document any other pertinent information, including any data to support any factors used to calculate the production or if a Federal or State agency has ordered the insured triticale production to be destroyed.

Section II – Determined Harvested Production

- (1) Account for all harvested **bushel** production (for all entities sharing in the crop) except production appraised before harvest and shown in Section I because the quantity cannot be determined later (e.g., high moisture grain going into air-tight storage, released for other uses, etc.).
- (2) Columns 49 through 52 are for structure measurement entries (Rectangular, Round, Square, Conical Pile, etc.). If structures are a combination of shapes, break into a series of average measurements, if possible. Enter “Odd Shape” if production is stored in an odd-shaped structure. Document measurements on a Special Report or other worksheet used for this purpose.

Section II – Determined Harvested Production (Continued)

- (3) If farm-stored production has been weighed prior to storage and acceptable weight tickets are available showing gross weights, enter “Weighed and Stored On Farm” in columns 49 through 52. Refer to the LAM for acceptable weight tickets.
- (4) For production commercially stored, sold, etc., make entries in columns 49 through 52 as follows:
- (a) name and address of storage facility or buyer.
 - (b) “Seed,” “Fed,” etc.
- (5) For production fed, make entries in items 49 through 52 as follows:
- Fed records must specify the number of head, type of livestock (cattle, horses, sheep, etc., with weight estimated to the nearest 100 pounds for each type) and number of days fed.
- Feeding records must be contemporaneous and contain the following elements:
- (a) Date grain fed.
 - (b) Amount fed on that date.
 - (c) Number of livestock fed on that date.
 - (d) Type and weight of livestock fed on that date.
 - (f) Type and/or unit should be notated.
- (6) There will be no “harvested production” entries for replanting payments.
- (7) If acceptable sales or weight tickets are not available, refer to the LAM.
- (8) If additional lines are necessary, the data may be entered on a continuation sheet. Use separate lines for:
- (a) separate storage structures.
 - (b) varying names and addresses of buyers of sold production.
 - (c) varying determinations of production (varying moisture, FM, test weight, value, etc.). Average percent of FM or moisture can be entered when the elevator or buyer has calculated the average on the summary sheet, and the determined average is acceptable to the adjuster. Separate line entries are not otherwise required. Refer to the LAM for instructions.
 - (d) varying shares; e.g., 50 percent and 75 percent shares on same unit.
 - (e) conical piles. Do not add the cone in the top or bottom of a bin to the height of other grain in the structure. For computing the production in cones and conical piles, refer to the LAM.

Section II – Determined Harvested Production (Continued)

- (f) varying types: e.g., winter and spring in the same unit. If there are multiple types planted within the same unit, the AIP may complete a separate **PW** for each type in the unit.
- (9)** There will generally be no harvested production entries in columns 47 through 66 for preliminary inspections.
- (10)** If there is harvested production from more than one insured practice (or type) and a separate approved APH yield has been established for each, the harvested production also must be entered on separate lines in columns 47 through 66 by type or practice. If production has been commingled, refer to the LAM.

Element/Item Number	Standard
43. Date Harvest Completed:	<p>(Used to determine if there is a delayed notice or a delayed claim. Refer to the LAM.)</p> <p>Preliminary: Make no entry.</p> <p>Replant and Final:</p> <p>a. The earlier of the date the entire acreage on the unit was (1) harvested, (2) totally destroyed, (3) replanted, (4) put to other use, (5) a combination of harvested, destroyed, or put to other use, or (6) the calendar date for the end of the insurance period.</p> <p>b. If at the time of final inspection (if prior to the end of the insurance period), there is any unharvested insured acreage remaining on the unit that the insured does not intend to harvest; enter “Incomplete.”</p> <p>c. If at the time of final inspection (if prior to the end of the insurance period), none of the insured acreage on the unit has been harvested, and the insured does not intend to harvest such acreage, enter “No Harvest.”</p> <p>d. If the case involves a Certification Form, enter the date from the Certification Form when the entire unit is put to another use, replanting is complete for the unit, etc. Refer to the LAM.</p>
44. Damage similar to other farms in the area?	<p>Preliminary: Make no entry.</p> <p>Replant and Final: Check “Yes” or “No.” Check “Yes” if the amount and cause of damage due to insurable causes is similar to the experience of other farms in the area. If “No” is checked, explain in the “Narrative.”</p>
45. Assignment of Indemnity	Check “Yes” only if an assignment of indemnity is in effect for the crop year; otherwise, check “No.” Refer to the LAM.
46. Transfer of Right to Indemnity	Check “Yes” only if a transfer of right to indemnity is in effect for the unit for the crop year; otherwise, check “No.” Refer to the LAM.
47a. Share	Record only varying shares on same unit to thousandths (refer to Subpara. 2D(1)).
47b. Field ID	<p>a. If only one practice and/or type of harvested production is listed in Section I, make no entry.</p> <p>b. If more than one practice and/or type of harvested production is listed in Section I, and a separate approved APH yield exists, indicate for each practice/type the corresponding Field ID (from Section I, column 16).</p>
48. Multi-Crop Code	The applicable two-digit code for first crop and second crop. Refer to the LAM for instructions regarding entry of first crop and second crop codes.

Exhibit 4 Form Standards – Production Worksheet (Continued)

Element/Item Number	Standard
49. Length or Diameter	Internal measurement in feet to tenths of structural space occupied by crop. (1) Length if rectangular or square. (2) Diameter if round or conical pile. Refer to the LAM to convert circumference to diameter if internal diameter measurement is not possible.
50. Width	Internal width measurement in feet to tenths of space occupied by crop in structure if rectangular or square. If round, enter “RND.” If conical pile, enter “Cone.”
51. Depth	Depth measurement in feet to tenths of space occupied by crop in rectangular, round, or square structure. If conical pile, enter the height of the cone. If there is production in the storage structure from other units or sources, refer to the LAM.
52. Deductions	Cubic feet, to tenths, of crop space displaced by chutes, vents, studs, crossties, etc. Refer to the LAM for computation instructions.
53. Net Cubic Feet	Net cubic feet of crop in the storage structure. Refer to the LAM for computation instructions.
54. Conversion Factor	Enter Conversion Factor as “.8” (only if structure measurements are entered).
55. Gross Prod.	Multiply column 53 times column 54, rounded to tenths of a bushel. The results of this calculation represent the amount of gross bushels in the bin.

Exhibit 4 Form Standards – Production Worksheet (Continued)

Element/Item Number	Standard
56. Bu., Ton, Lbs., Cwt.	<p>Circle “Bu.” in column heading. Production in bushels, to tenths, before deductions for grain moisture and FM for production:</p> <ul style="list-style-type: none">a. Weighed and stored on the farm.b. Sold and/or stored in commercial storage – Obtain gross production for the unit from the summary and/or settlement sheets. (Individual load slips only will not suffice unless the storage facility or buyer will not provide summary and/or settlement sheets to the insured, and this is documented in the “Narrative.”)c. Stored in odd-shaped structures. The adjuster must compute the amount of gross production. (Refer to the LAM for cubic footage and production computations.) A copy of all production calculations must be left in the file folder.d. For mycotoxin-infected grain, enter ALL production even if it has no market value.
57. Shell/Sugar Factor	Make no entry.
58a. FM %	<p>Make entry to nearest tenth. Refer to the LAM for entry instructions.</p> <p>Refer to the LAM for FGIS definitions of “FM” and “Dockage.”</p>

Exhibit 4 Form Standards – Production Worksheet (Continued)

Element/Item Number	Standard
58b. Factor	<p>Enter the three-place factor determined by subtracting the percent of FM from 1.000 or subtract the entry in 58a from 100 and divide by 100.</p> <p>Example: For 4 percent, enter “.960.”</p>
59a. Moisture %	Enter moisture percent to tenths. Moisture adjustment is applied prior to applying any qualifying adjustment for quality.
59b. Factor	If grain moisture is more than 12.0 percent, enter the four-place moisture factor from the Moisture Adjustment Factor applicable table (Exhibit 12).
60a. Test Wt.	Enter test weight (only when storage structure measurements are entered) in whole pounds (or pounds to tenths if so instructed by the AIP). Refer to the LAM for instructions on determining test weight.
60b. Factor	<p>Combination Test Weight and Pack Factor – Enter the Factor from Exhibit 13 for the square footage of floor space in the storage structure. Refer to the LAM for instructions on calculating floor space of a structure.</p> <p>If the AIP instructs test weights to be entered to the nearest tenth, use the nearest ½ pound test weight value on the combination test weight and pack factor chart.</p> <p>For test weights not shown on the chart, multiply the actual test weight by the last available combination test weight and pack factor for the appropriate bin size and divide the result by the last available test weight shown on the chart.</p> <p>Example for test weight not shown on the chart:</p> <p>Triticale with a test weight of 65.0 pounds stored in a less than 255 sq. ft. bin $65.0 \text{ (actual test weight)} \times 1.091 \text{ (last available factor)} \div 64.0 \text{ (last available test weight)} = 1.108$</p>
61. Adjusted Production	<p>Result of multiplying columns 55 or 56 times 58b times 59b times 60b.</p> <p>Round to the nearest tenth.</p>

Exhibit 4 Form Standards – Production Worksheet (Continued)

62.	Prod. Not to Count	<p>Net production not to count, in bushels to tenths, when acceptable records identifying such production are available, from harvested acreage which has been assessed an appraisal of not less than the guarantee per acre, or from other sources (e.g., other units or uninsured acreage) in the same storage structure (if the storage entries include such production).</p> <p>This entry must never exceed production shown on the same line. Explain the total bin contents (bin grain depth, etc.) and any “production not to count” in the narrative.</p> <p>Make no entry if only the depth for production to count has been entered in column “51,” and the depth for production not to count has been entered in the “Narrative” section. Refer to example in the LAM.</p>
63.	Production Pre-QA	Result of subtracting applicable entry in column 62 from the applicable entry in column 61.
64a.	Value	For mature grain production qualifying for QA (see the CP), enter the applicable price election (i.e., the published price election, the contract price election, or the WAPE).
64b.	MKT Price	Mkt Price: Enter the Local Market Price for mature grain production eligible for QA (test weight less than 48 pounds per bushel or not meeting U.S. Grade No. 2 grade – refer to the CP). Refer to the LAM for further instructions for determining the Local Market Price.
65.	Quality Factor	Enter the 3-digit QAF determined by dividing column 64b divided by column 64a.
66.	Production to Count	Enter result from multiplying column 63 times column 65, in bushels rounded to tenths.
67.	Total of Column 63	Total of column 63. If no entry in column 63, make no entry.

Exhibit 4 Form Standards – Production Worksheet (Continued)

For items 68 – 72: When separate line entries are made for varying share, stages, APH yields, price elections, types, etc., within the unit, and totals need to be kept separate for calculating indemnities, make no entry and follow the AIP's instructions; otherwise, make the following entries.

Element/Item Number	Standard
68. Section II Total	Preliminary and Replant: Make no entry. Final: Total of column 66.
69. Section I Total	Preliminary and Replant: Make no entry. Final: Enter figure from Section I, column 38 total.
70. Unit Total	Preliminary and Replant: Make no entry. Final: Total of column 68 and column 69, to tenths.
71. Allocated Prod	Refer to the LAM for instructions for determining allocated production. Enter the total production, rounded to tenths, allocated to this unit that is included in Sections I or II of the PW . Document how allocated production was determined and record supporting calculations in the Narrative or on a Special Report.
72. Total APH Prod.	Result, rounded to tenths, of subtracting the total of column 37 (item 42 "Totals") and item 71 (Allocated Prod.) from item 70 (Unit Total). If no entries in item 37 and item 71, transfer the entry in item 70. Make no entry when separate APH yields are maintained by type, practice, etc., within the unit.

The following required entries are not illustrated on the **PW** example below.

Element/Item Number	Standard
73. Insured's Signature and Date	Insured's (or insured's authorized representative's) signature and date. Before obtaining the signature, review all entries on the PW with the insured (or insured's authorized representative), particularly explaining codes, etc., that may not be readily understood. Final indemnity inspections and final replanting payment inspections should be signed on bottom line.
74. Adjuster's Signature, Code #, and Date	Signature of adjuster, code number, and date signed after the insured (or insured's authorized representative) has signed. For an absentee insured, enter adjuster's code number only. The signature and date will be entered after the absentee has signed and returned the PW . Final indemnity inspections and final replanting payment inspections should be signed on bottom line.
75. Page	Preliminary: Page numbers - "1," "2," etc., at the time of inspection. Replant and Final: Page numbers - (Example: Page 1 of 1, Page 1 of 2, Page 2 of 2, etc.).

Exhibit 4 Form Standards – Production Worksheet (Continued)

Production Worksheet

1. Crop/Code # Triticale 0158		2. Unit # 0001-0001BU		3. Location Description SW1-96N-3W		7. Company Any Company Agency Any Agency		8. Name of Insured I. M. Insured														
4. Date(s) of Damage June 10		5. Cause(s) of Damage Hail		6. Insured Cause % 100		12. Additional Units 0002-0001BU		13. Est. Prod. Per Acre 40		9. Claim # XXXXXXX												
										11. Crop Year YYYY												
										10. Policy # XXXXXX												
										14. Date(s) Notice of Loss 1st MM/DD/YYYY												
										2nd Final MM/DD/YYYY												
										15. Companion Policy(s) NONE												
SECTION I – DETERMINED ACREAGE APPRAISED, PRODUCTION AND ADJUSTMENTS																						
A. ACTUARIAL														B. POTENTIAL YIELD								
16.	17.	18.	19.	20.	21.	22.	23.	24.	25.	26.	27.	28.	29.	30.	31.	32a. 32b.	33.	34.	35.	36.	37.	38.
Field ID	Multi-Crop Code	Reported Acres	Determined Acres	Interest or Share	Risk	Type	Class	Sub-Class	Intended Use	Irr. Practice	Cropping Practice	Organic Practice	Stage	Use of Acreage	Appraised Potential	Moisture % Factor	Shell %, Factor, or Value	Production Pre QA	Quality Factor	Production Post QA	Uninsured Causes	Total to Count
A	NS		10.0	.667		011					002		UH	Plowed	4.2			42.0		42.0		42.0
B	NS		18.0	.500		011					005		P	WOC							360.0	360.0
C	NS		70.2	.667		011					002		H	H								
D	NS		19.0	.500		011					005		H	H								
39. TOTAL			117.2	40. Quality: TW <input checked="" type="checkbox"/> KD <input type="checkbox"/> Aflatoxin <input type="checkbox"/> Vomitoxin <input type="checkbox"/> Fumonisin <input type="checkbox"/> Garlicky <input type="checkbox"/> Dark Roast <input type="checkbox"/> Sclerotinia <input type="checkbox"/> Ergoty <input type="checkbox"/> CoFo <input type="checkbox"/> Other <input type="checkbox"/> None <input type="checkbox"/> 41. Mycotoxins exceed FDA, State, or other health organization maximum limits? Yes <input type="checkbox"/>												42. TOTALS		42.0		42.0	360.0	402.0
NARRATIVE: Triticale at Acme Elevator weighed 49# per bushel and had 3.01% kernel damage. Determined acres using MPC1 acreage report – would measure within 5 percent. See attached FGIS grade certificate. Field C harvested. Test Wt. = 43#. U.S. No 3 Grade. Local Market Price \$3.50. Price Election \$5.00. .700 QA Factor (\$3.50 ÷ \$5.00). Triticale stored on farm had test weight of 43 lbs. U.S. No. 3 Grade. .700 QA Factor (\$3.50 ÷ \$5.00).																						
SECTION II – DETERMINED HARVESTED PRODUCTION																						
43. Date Harvest Completed MM/DD/YYYY						44. Damage similar to other farms in the area? Yes <input type="checkbox"/> X No <input type="checkbox"/>						45. Assignment of Indemnity Yes <input type="checkbox"/> No <input checked="" type="checkbox"/>						46. Transfer of Right to Indemnity? Yes <input type="checkbox"/> No <input checked="" type="checkbox"/>				
A. MEASUREMENTS						B. GROSS PRODUCTION						C. ADJUSTMENTS TO HARVESTED PRODUCTION										
47a. 47b.	48.	49.	50.	51.	52.	53.	54.	55.	56.	57.	58a. 58b.	59a. 59b.	60a. 60b.	61.	62.	63.	64a. 64b.	65.	66.			
Share Field ID	Multi-Crop Code	Length or Diameter	Width	Depth	Deduction	Net Cubic Feet	Conversion Factor	Gross Prod.	(Bu.), Ton Lbs., CWT.	Shell/Sugar Factor	FM % Factor	Moisture % Factor	Test WT Factor	Adjusted Production	Prod. Not to Count	Production Pre-QA	Value Mkt. Price	Quality Factor	Production to Count			
.500 D	NS	ACME ELEVATOR Anytown, Any State							530.1		1.0 .990			524.8		524.8	3.50 5.00	.700	367.4			
.667 C	NS	14.0	RND	10.0		1539.4	.8	1231.5				16.7 .9436	47 .841	977.3		977.3	3.50 5.00	.700	684.1			
														67. TOTAL	1502.1	68. Section II Total		1051.5				
														69. Section I Total		402.0						
														70. Unit Total		1453.5						
														71. Allocated Prod.								
														72. Total APH Prod.		1453.5						

(For Illustration Purposes Only)

This form example does not illustrate all required entry items (e.g., signatures, dates, etc.).
Refer to the above Appraisal Worksheet instructions for required statements and signature entries.

Exhibit 4 Form Standards – Production Worksheet (Continued)

Production Worksheet

1. Crop/Code # Triticale 0158		2. Unit # 0001-0001BU		3. Location Description SW1-96N-3W		7. Company Any Company Agency Any Agency		8. Name of Insured I. M. Insured															
4. Date(s) of Damage Nov 10		5. Cause(s) of Damage Frost		6. Insured Cause % 100		12. Additional Units		13. Est. Prod. Per Acre															
9. Claim # XXXXXXX		11. Crop Year YYYY		10. Policy # XXXXXX		14. Date(s) Notice of Loss 1st MM/DD/YYYY		2nd MM/DD/YYYY															
15. Companion Policy(s) NONE																							
SECTION I – DETERMINED ACREAGE APPRAISED, PRODUCTION AND ADJUSTMENTS																							
A. ACTUARIAL					B. POTENTIAL YIELD																		
16.	17.	18.	19.	20.	21.	22.	23.	24.	25.	26.	27.	28.	29.	30.	31.	32a.	32b.	33.	34.	35.	36.	37.	38.
Field ID	Multi-Crop Code	Reported Acres	Determined Acres	Interest or Share	Risk	Type	Class	Sub-Class	Intended Use	Irr. Practice	Cropping Practice	Organic Practice	Stage	Use of Acreage	Appraised Potential	Moisture % Factor	Shell %, Factor, or Value	Production Pre QA	Quality Factor	Production Post QA	Uninsured Causes	Total to Count	
A			30.0	1.000		011					002		R	Replanted	4.0			120.0		120.0		120.0	
			40.0	1.000		011					002		NR	Not Replanted									
39. TOTAL		70.0		40. Quality: TW <input type="checkbox"/> KD <input type="checkbox"/> Aflatoxin <input type="checkbox"/> Vomitoxin <input type="checkbox"/> Fumonisin <input type="checkbox"/> Garlicky <input type="checkbox"/> Dark Roast <input type="checkbox"/> Sclerotinia <input type="checkbox"/> Ergoty <input type="checkbox"/> CoFo <input type="checkbox"/> Other <input type="checkbox"/> None <input type="checkbox"/> 41. Mycotoxins exceed FDA, State, or other health organization maximum limits? Yes <input type="checkbox"/>										42. TOTALS		120.0		120.0		120.0			
NARRATIVE: (If more space is needed, attach a Special Report.) Example above shows allowance when 20% of production guarantee is greater than the maximum allowance. (20% × 25.0 prod guar. Bu.) = 5.0 bu./ac. (greater than 4.0 bu. maximum allowed). Appraised potential less than 90% of production guarantee. (25.0 × 90% = 22.5 bu./acre – appraised potential = 10.0 bu./acre.) Total acreage from FSA permanent field measurement. Field A wheel measured. See attached Special Report for measurements and calculations.																							
SECTION I – DETERMINED ACREAGE APPRAISED, PRODUCTION AND ADJUSTMENTS										B. POTENTIAL YIELD													
16.	17.	18.	19.	20.	21.	22.	23.	24.	25.	26.	27.	28.	29.	30.	31.	32a.	32b.	33.	34.	35.	36.	37.	38.
Field ID	Multi-Crop Code	Reported Acres	Determined Acres	Interest or Share	Risk	Type	Class	Sub-Class	Intended Use	Irr. Practice	Cropping Practice	Organic Practice	Stage	Use of Acreage	Appraised Potential	Moisture % Factor	Shell %, Factor, or Value	Production Pre QA	Quality Factor	Production Post QA	Uninsured Causes	Total to Count	
A			30.0	.500		011					002		R	Replanted	2.0			60.0		60.0		60.0	
			40.0	.500		011					002		NR	Not Replanted									
39. TOTAL		70.0		40. Quality: TW <input type="checkbox"/> KD <input type="checkbox"/> Aflatoxin <input type="checkbox"/> Vomitoxin <input type="checkbox"/> Fumonisin <input type="checkbox"/> Garlicky <input type="checkbox"/> Dark Roast <input type="checkbox"/> Sclerotinia <input type="checkbox"/> Ergoty <input type="checkbox"/> CoFo <input type="checkbox"/> Other <input type="checkbox"/> None <input type="checkbox"/> 41. Mycotoxins exceed FDA, State, or other health organization maximum limits? Yes <input type="checkbox"/>										42. TOTALS		60.0		60.0		60.0			
NARRATIVE: (If more space is needed, attach a Special Report.) Example above show allowance when 20% of production guarantee is greater than the maximum allowance when share is considered. 25.0 bu./acre × 20% × .500 share = 2.5 bu./acre (greater than maximum allowed – 4.0 bu./acre × .500 share = 2.0 bu./acre). Appraised potential less than 90% of production guarantee. (25.0 × 90% = 22.5 bu./acre – appraised potential = 10.0 bu./acre.) Total acreage from FSA permanent field measurement. Field A wheel measured. See attached Special Report for measurements and calculations.																							

(For Illustration Purposes Only)

This form example does not illustrate all required entry items (e.g., signatures, dates, etc.).
Refer to the above Appraisal Worksheet instructions for required statements and signature entries.

Exhibit 5 Minimum Representative Sample Requirements

Acres in Field or Subfield	Minimum Number of Samples
0.1 - 10.0	3
10.1 - 40.0	4

*Add one additional sample for each additional 40.0 acres (or fraction thereof) in the field or subfield.

Exhibit 6 Drill Spacing and Square Foot Factor for Triticale

Always measure a ten-foot row length for triticale, unless seed was broadcast.

For drill spacing measurements other than those identified in [Exhibit 6](#), use the following formula: (Drill Spacing ÷ 12") × 10 ft. of row = Square Foot Factor

Example: If the drill spacing is determined to be 5½-inches, divide 5½ by 12-inches = .4583 factor. Multiply this factor times 10 to determine the square foot factor. In this case .4583 × 10.0 feet = 4.58 (to the nearest tenth) = 4.6 Square Foot Factor for a 5½-inch drill spacing using a 10-foot length of row.

Drill Spacing (In.)	Square Foot Factor	Drill Spacing (In.)	Square Foot Factor
3 × 3 (Broadcast)	9.0	12.0	10.0
6.0	5.0	12.5	10.4
6.5	5.4	13.0	10.8
7.0	5.8	13.5	11.3
7.5	6.3	14.0	11.7
8.0	6.7	14.5	12.1
8.5	7.1	15.0	12.5
9.0	7.5	15.5	12.9
9.5	7.9	16.0	13.3
10.0	8.3	16.5	13.8
10.5	8.8	17.0	14.2
11.0	9.2	17.5	14.6
11.5	9.6	18.0	15.0

Exhibit 7 Growth Stages of Triticale

Stage	Definition	Time Interval to Next Stage
Seedling	The early growth stage of a plant.	16 days
Tillering	When the seedling begins to send erect shoots from the buds in the crown.	17 days
Jointing	When the tiller elongates and establishes individual nodes.	12 days
Boot	The head has begun to expand the leaf sheath and less than 50 percent of the heads have emerged from the boot.	2 days
Heading	At least 50 percent of the crop has headed.	
Bloom	At least 50 percent of all emerged heads are showing sign of bloom (anthers visible outside of the glumes).	9 days
Milk	When the kernels in the center portion of the head are crushed and a milky liquid substance emerges.	10 days
Soft Dough	When the kernels in the center portion of the head are crushed and a white, semi-solid substance emerges.	11 days
Hard Dough	When kernels in the center portion of the head show evidence of a solid granular substance when crushed but with too much moisture content to harvest.	10 days
Combine Ripe	Triticale has reached a hard flinty form and will crack rather than be mashed.	

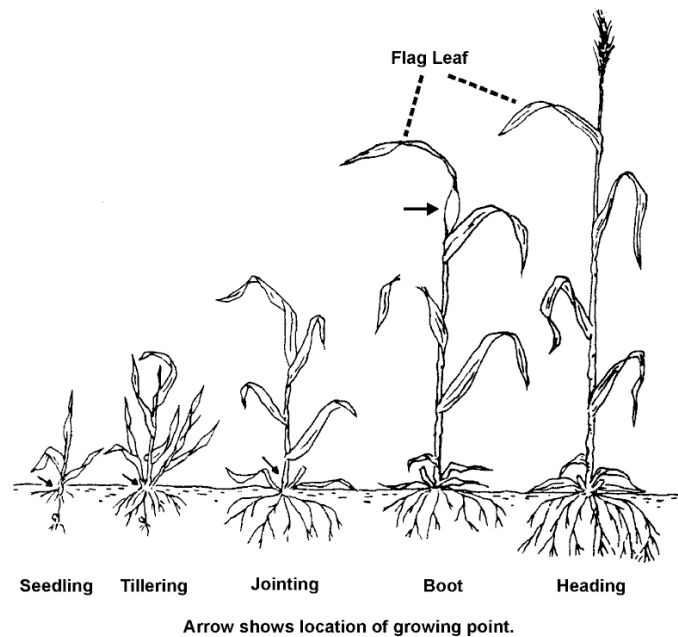


Exhibit 8 Tiller Factors

Triticale	Tiller Factor
All Varieties	5

Exhibit 9 Tiller to Bushel Yield Factor

Triticale	Yield Factor
All Varieties	0.73

Exhibit 10 Kernels to Bushel Yield Factors

Type of Grain	Kernels per Square Foot
Triticale	18
All Shriveled Triticale	20

Do not apply the kernel to bushel yield factor for shriveled triticale unless there is reasonable justification to assume that unfilled kernels will be shriveled after reaching maturity.

Document in the Narrative section of the PW.

For harvested acreage, the number of kernels per square foot on the ground may indicate the need for an appraisal for uninsured causes.

Exhibit 11 Number of Kernels per Head

Practice	Kernels
IRR	45
NIRR	35

Exhibit 12 Moisture Adjustment Factors

Tenths of Percent Moisture										
Whole Percent Moisture	0	.1	.2	.3	.4	.5	.6	.7	.8	.9
12	1.0000	.9988	.9976	.9964	.9952	.9940	.9928	.9916	.9904	.9892
13	.9880	.9868	.9856	.9844	.9832	.9820	.9808	.9796	.9784	.9772
14	.9760	.9748	.9736	.9724	.9712	.9700	.9688	.9676	.9664	.9652
15	.9640	.9628	.9616	.9604	.9592	.9580	.9568	.9556	.9544	.9532
16	.9520	.9508	.9496	.9484	.9472	.9460	.9448	.9436	.9424	.9412
17	.9400	.9388	.9376	.9364	.9352	.9340	.9328	.9316	.9304	.9292
18	.9280	.9268	.9256	.9244	.9232	.9220	.9208	.9196	.9184	.9172
19	.9160	.9148	.9136	.9124	.9112	.9100	.9088	.9076	.9064	.9052
20	.9040	.9028	.9016	.9004	.8992	.8980	.8968	.8956	.8944	.8932
21	.8920	.8908	.8896	.8884	.8872	.8860	.8848	.8836	.8824	.8812
22	.8800	.8788	.8776	.8764	.8752	.8740	.8728	.8716	.8704	.8692
23	.8680	.8668	.8656	.8644	.8632	.8620	.8608	.8596	.8584	.8572
24	.8560	.8548	.8536	.8524	.8512	.8500	.8488	.8476	.8464	.8452
25	.8440	.8428	.8416	.8404	.8392	.8380	.8368	.8356	.8344	.8332
26	.8320	.8308	.8296	.8284	.8272	.8260	.8248	.8236	.8224	.8212
27	.8200	.8188	.8176	.8164	.8152	.8140	.8128	.8116	.8104	.8092
28	.8080	.8068	.8056	.8044	.8032	.8020	.8008	.7996	.7984	.7972
29	.7960	.7948	.7936	.7924	.7912	.7900	.7888	.7876	.7864	.7852
30	.7840	.7828	.7816	.7804	.7792	.7780	.7768	.7756	.7744	.7732
31	.7720	.7708	.7696	.7684	.7672	.7660	.7648	.7636	.7624	.7612
32	.7600	.7588	.7576	.7564	.7552	.7540	.7528	.7516	.7504	.7492
33	.7480	.7468	.7456	.7444	.7432	.7420	.7408	.7396	.7384	.7372
34	.7360	.7348	.7336	.7324	.7312	.7300	.7288	.7276	.7264	.7252
35	.7240	.7228	.7216	.7204	.7192	.7180	.7168	.7156	.7144	.7132
36	.7120	.7108	.7096	.7084	.7072	.7060	.7048	.7036	.7024	.7012
37	.7000	.6988	.6976	.6964	.6952	.6940	.6928	.6916	.6904	.6892
38	.6880	.6868	.6856	.6844	.6832	.6820	.6808	.6796	.6784	.6772
39	.6760	.6748	.6736	.6724	.6712	.6700	.6688	.6676	.6664	.6652
40	.6640	.6628	.6616	.6604	.6592	.6580	.6568	.6556	.6544	.6532

Exhibit 13 Combined Test Weight and Pack Factors

Test Weight	Less Than 255 Sq. Ft.	255 Sq. Ft. to 461 Sq. Ft.	462 Sq. Ft. to 767 Sq. Ft.	768 Sq. Ft. to 1384 Sq. Ft.	1385 Sq. Ft. to 2289 Sq. Ft.	2290 or Over Sq. Ft.
35.0	0.648	0.656	0.665	0.674	0.674	0.674
35.5	0.656	0.665	0.674	0.682	0.682	0.682
36.0	0.664	0.673	0.682	0.691	0.691	0.691
36.5	0.673	0.682	0.691	0.700	0.700	0.700
37.0	0.681	0.690	0.699	0.709	0.709	0.709
37.5	0.689	0.698	0.708	0.717	0.717	0.717
38.0	0.697	0.707	0.716	0.726	0.726	0.726
38.5	0.706	0.715	0.725	0.734	0.734	0.734
39.0	0.714	0.723	0.733	0.743	0.743	0.743
39.5	0.722	0.732	0.742	0.751	0.751	0.751
40.0	0.730	0.740	0.750	0.773	0.790	0.812
40.5	0.738	0.748	0.758	0.782	0.799	0.821
41.0	0.746	0.756	0.767	0.791	0.808	0.830
41.5	0.754	0.765	0.775	0.800	0.817	0.839
42.0	0.762	0.773	0.783	0.809	0.826	0.848
42.5	0.770	0.781	0.792	0.818	0.835	0.857
43.0	0.778	0.789	0.800	0.826	0.843	0.865
43.5	0.786	0.797	0.808	0.834	0.851	0.873
44.0	0.794	0.805	0.816	0.842	0.859	0.881
44.5	0.802	0.813	0.824	0.850	0.867	0.889
45.0	0.810	0.821	0.833	0.858	0.875	0.897
45.5	0.818	0.829	0.841	0.866	0.883	0.905
46.0	0.826	0.837	0.849	0.874	0.891	0.913
46.5	0.834	0.845	0.857	0.882	0.899	0.921
47.0	0.841	0.853	0.865	0.890	0.907	0.929
47.5	0.849	0.861	0.873	0.898	0.915	0.937
48.0	0.857	0.869	0.881	0.906	0.923	0.945
48.5	0.865	0.877	0.889	0.914	0.931	0.953
49.0	0.872	0.884	0.897	0.922	0.939	0.961
49.5	0.880	0.892	0.905	0.930	0.947	0.969
50.0	0.888	0.900	0.913	0.938	0.955	0.977
50.5	0.895	0.908	0.920	0.947	0.963	0.985
51.0	0.903	0.915	0.928	0.954	0.971	0.994
51.5	0.910	0.923	0.936	0.963	0.979	1.002
52.0	0.918	0.931	0.944	0.970	0.987	1.010
52.5	0.925	0.938	0.952	0.978	0.995	1.018
53.0	0.933	0.946	0.959	0.986	1.003	1.026
53.5	0.940	0.954	0.967	0.994	1.011	1.034
54.0	0.948	0.961	0.975	1.002	1.020	1.043
54.5	0.955	0.969	0.982	1.010	1.028	1.051
55.0	0.963	0.976	0.990	1.018	1.036	1.060
55.5	0.970	0.984	0.998	1.026	1.044	1.068
56.0	0.977	0.991	1.005	1.034	1.052	1.077
56.5	0.985	0.999	1.013	1.042	1.060	1.085
57.0	0.992	1.006	1.020	1.050	1.068	1.093
57.5	0.999	1.013	1.028	1.057	1.075	1.100
58.0	1.006	1.021	1.035	1.065	1.083	1.108
58.5	1.014	1.028	1.043	1.073	1.092	1.117
59.0	1.021	1.035	1.050	1.081	1.100	1.126
59.5	1.028	1.043	1.058	1.088	1.107	1.132
60.0	1.035	1.050	1.065	1.096	1.115	1.141
60.5	1.042	1.057	1.072	1.104	1.123	1.150
61.0	1.049	1.064	1.080	1.111	1.130	1.157
61.5	1.056	1.072	1.087	1.119	1.138	1.165
62.0	1.063	1.079	1.094	1.126	1.145	1.172
62.5	1.070	1.086	1.101	1.134	1.153	1.180
63.0	1.077	1.093	1.108	1.141	1.162	1.189
63.5	1.084	1.100	1.115	1.148	1.169	1.196
64.0	1.091	1.107	1.122	1.156	1.177	1.205

