



United States  
Department of  
Agriculture



Federal Crop  
Insurance  
Corporation

FCIC-18010-1 (11-2024)

# **CROP INSURANCE HANDBOOK**

## **2025 and Succeeding Crop Years**

**UNITED STATES DEPARTMENT OF AGRICULTURE  
FARM PRODUCTION AND CONSERVATION  
RISK MANAGEMENT AGENCY**

<b>TITLE: CROP INSURANCE HANDBOOK</b>	<b>NUMBER: FCIC-18010-1</b> <b>OPI: Product Management</b>
<b>EFFECTIVE DATE: 2025 and Succeeding Crop Years</b>	<b>ISSUE DATE: November 26, 2024</b>
<b>SUBJECT:</b>  <b>2025 Crop Insurance Handbook</b>	<b>APPROVED:</b>  <i>/s/ John W. Underwood for</i>  <b>Deputy Administrator for Product Management</b>

## REASON FOR ISSUANCE

This handbook provides the official FCIC-approved standards for policies administered by AIPs under the General Administrative Regulations, 7 CFR Part 400; Common Crop Insurance Policy Regulations, Basic Provisions, 7 CFR § 457.8 including the Catastrophic Risk Protection Endorsement, 7 CFR Part 402; and the Area Risk Protection Insurance Regulations, 7 CFR Part 407 for the 2025 and succeeding crop years. This handbook replaces FCIC-18010 Crop Insurance Handbook, dated June 28, 2024, for all crops with a contract change date November 30, 2024, or later. This handbook is effective upon approval and until obsoleted.

## SUMMARY OF CHANGES

Listed below are the changes to the 2025 FCIC-18010-1, Crop Insurance Handbook with significant content change. All changes and additions are highlighted. Minor changes and corrections are not included in this listing. \*\*\* used throughout the handbook indicate where major deletions occurred.

Reference	Description of Change	Directive
Para. <a href="#">903D</a> (1)	Added EO to list of unit structures that are allowed on high-risk policy.	18010-1
Para. <a href="#">1033</a> (4)(e)	Added UDGO to list of two or more OUs established by that can be used to qualify for an EU.	18010-1
Para. <a href="#">1073J</a>	Added EO to list of OUs established by UDGO that can be used to qualify for an EU.	18010-1
Para. <a href="#">1213A</a>	Added acreage type to account for uninsurable new breaking acreage resulting from the SP soil requirements.	18010-1
Para. <a href="#">1215E</a> (1)	Added ELS cotton to the crops with late planting and deleted (c) and renumbered subparagraph.	18010-1
Para. <a href="#">1761A</a>	Conformed language with Para. 1216A(2) for acreage emerging from a USDA program.	18010-1
Para. <a href="#">1762A</a>	Added subparagraph A to identify insurability requirements for new breaking acreage which are contained in the SP.	18010-1
Para. <a href="#">1762B</a> (3)	Added clarification that new breaking acreage is not eligible for PP.	18010-1
Para. <a href="#">1763B</a> (2)	Removed language referring to de minimis native sod acreage as that situation is covered in Para. 1763A(1).	18010-1

# RISK MANAGEMENT AGENCY CROP INSURANCE HANDBOOK

## SUMMARY OF CHANGES (Continued)

Reference	Description of Change	Directive
Para. <a href="#">1866B</a> (1)(b)	Updated the applicable code that applies to native sod APH databases.	18010-1
Para. <a href="#">1943D</a>	Added Apple Minimum Value Price election deadline, default price, cancellation deadline and policy transfer deadline.	18010-1
Para. <a href="#">2202</a> (2)	Added an exception for RO UG deadlines for widespread weather events.	18010-1
Exh. <a href="#">10G</a>	Updated flow chart showing how unit structure is assigned when insured elected EO for both organic and non-organic practices and doesn't qualify for their EO election.	18010-1
Exh. <a href="#">17D</a>	Corrected language with in Exhibit 17D(1) for acreage emerging from a USDA program. Added new example as Example 4 and renumbered.	18010-1
Cover	Removed the blank page after the cover page.	18010
Throughout Handbook	Updated years throughout the handbook.	18010
Para. <a href="#">915</a>	Revised to include general contract pricing procedures.	18010
Para. <a href="#">919A</a>	Added EUs by organic and non-organic practices to list of EUs that are not available for MCEU.	18010
Para. <a href="#">923F</a>	Deleted TC in the example of written agreement type.	18010
Para. <a href="#">923H</a>	Deleted the NOL requirement.	18010
Para. <a href="#">923O</a>	Corrected dates in the example.	18010
Para. <a href="#">1011</a>	Clarified OU availability and modified to reflect changes made in CCIP.	18010
Part 10, <a href="#">Section 3</a>	Incorporated change in CCIP allowing EUs by organic and non-organic practices throughout section.	18010
Para. <a href="#">1063</a>	Added unit numbering example for EUs by organic and non-organic practices.	18010
Para. <a href="#">1203</a>	Conformed annual acreage report filing requirements with GSH language.	18010
Para. <a href="#">1213</a>	Deleted CCIP and ARPI acreage types for new breaking and native sod that are no longer applicable and added new acreage type to identify uninsurable native sod acreage.	18010
Para. <a href="#">1216</a>	Modified insurable acreage requirements based on CCIP and ARPI changes.	18010
Para. <a href="#">1216A</a> (5)	Included production agreements to be allowed for determining contract price.	18010
Para. <a href="#">1217</a>	Modified CCIP and ARPI uninsurable acreage requirements to conform with new breaking and native sod policy changes.	18010
Para. <a href="#">1219</a>	Clarified requirements for adding unreported acreage or unreported units discovered after ARD to the acreage report.	18010
Para. <a href="#">1232</a>	Added clarification regarding acceptable acreage report revisions for CCIP.	18010
Para. <a href="#">1232A</a> (3)	Added clarifications regarding acreage report revisions to include unreported units and/or unreported acreage.	18010
Para. <a href="#">1232B</a> (4)	Added note regarding acreage report revision requirements.	18010
Para. <a href="#">1232E</a> (8)	Deleted previous 1232E(8)(a)(i).	18010
Para. <a href="#">1232E</a> (10)	Added under-reported acreage to the situations when an acreage report can be revised without an inspection and it does not change the liability of the policy unless insurability requirements are met.	18010

# RISK MANAGEMENT AGENCY CROP INSURANCE HANDBOOK

## SUMMARY OF CHANGES (Continued)

Reference	Description of Change	Directive
Para. <a href="#">1303E</a> (1)(e)	Added the recertification for a new actuarial offer to exceptions of current year production reporting.	18010
Para. <a href="#">1307</a> and <a href="#">1328</a>	Clarified requirements to report sugar beet early harvested production on the production report.	18010
Para. <a href="#">1309G</a> (2) and <a href="#">1330G</a> (2)	Added note and examples addressing PFAS in UUF or third-party damage.	18010
and <a href="#">1322A</a> (6)	Added procedure from the GSH that addresses a crop with two SCDs and one PRD.	18010
Para. <a href="#">1327</a>	Clarified break in continuity that occurs when production reports are not provided.	18010
Para. <a href="#">1442A</a> and <a href="#">1451</a>	Clarified Marketing Certificate is designed to assist engagement regarding acceptable production records for APH purposes.	18010
Para. <a href="#">1505E</a> (2)	Corrected reference to Part 18 Section 6.	18010
Para. <a href="#">1511</a> (14) and (17)	Clarified reporting early harvested production and yields in the APH database.	18010
Para. <a href="#">1523</a>	Added exception when type is divided into additional seasonal types, such as early, mid, and late.	18010
Para. <a href="#">1653B</a>	Moved 1653B(5)(a) to 1653B(5) to clarify cups do not apply when actual yields are recertified and renumbered the paragraph.	18010
Para. <a href="#">1702I</a>	Updated references to calculate an approved yield for acreage emerging from an USDA program, new breaking, and native sod acreage.	18010
Para. <a href="#">1761</a>	Modified requirements for acreage emerging from a USDA program to conform with CCIP and ARPI policy changes.	18010
Para. <a href="#">1762</a>	Modified requirements for new breaking acreage with CCIP and ARPI policy changes.	18010
Para. <a href="#">1763</a>	Modified requirements for native sod acreage to conform with CCIP and ARPI policy changes for native sod and updated acceptable native sod documentation reference to new GSH location.	18010
Para. <a href="#">1821</a>	Deleted the exception for Blueberries in Mississippi.	18010
Part 18, <a href="#">Sections 4</a> and <a href="#">5</a>	Throughout changed insured to applicant/insured for the form elements.	18010
Para. <a href="#">1841</a>	Clarified that the PAIR establishes insurability on a unit or APH database basis.	18010
Para. <a href="#">1859D</a>	Added procedure to allow AIPs to approve a determined irrigated yield the first time the irrigated practice is carried out on a unit.	18010
Para. <a href="#">1863B</a>	Added list of actual and assigned yields applicable to the tests for high variability.	18010
Para. <a href="#">1863F</a> and <a href="#">H</a>	Added that a RO Determined Yield may be requested for the Pistachios exception.	18010



## RISK MANAGEMENT AGENCY CROP INSURANCE HANDBOOK

### SUMMARY OF CHANGES (Continued)

Reference	Description of Change	Directive
Para. <a href="#">1863H</a>	Clarified for pistachios: the rate yield is equal to the approved yield when the variability adjustments are applicable, clarified High Variability Adjustments are not applicable when the pistachio APH database contains “OF” yield descriptors, and added note that RO Determined Yield may be requested if an indemnified loss has occurred.	18010
Para. <a href="#">1866</a>	Modified establishment of native sod APH database requirements to conform with CCIP and ARPI policy changes for native sod.	18010
Para. <a href="#">1881F</a>	Modified exception for Pistachios to allow request for RO Determined Yield if an indemnified loss has occurred.	18010
<a href="#">1903C</a> (1), <a href="#">1906B</a> (4), <a href="#">1907B</a> (1), and <a href="#">1922C</a> (1)	Modified to reflect that when the insured elects EUs by irrigation practice, cropping practice, organic practice, or type, they may not elect EUs or OUs by any other practice or type.	18010
Para. <a href="#">1910</a>	Incorporated changes from the Fresh Market Beans CP.	18010
Para. <a href="#">1923B</a>	Added that harvested production of sugar beets must be at full maturity to be used for appraisal purposes.	18010
Para. <a href="#">2011D</a>	Corrected the Hawaii Tropical PAW procedures and reference.	18010
Para. <a href="#">2014</a>	Clarified the Hawaii Tropical PAIR procedures.	18010
Para. <a href="#">2031</a>	Correct CY references in example.	18010
Para. <a href="#">2201</a>	Added that RO Determined Yield request forms are not required when the AIP has the authority to determine the approved yield.	18010
Para. <a href="#">2205B</a> (9)	Corrected reference to Section 22, Section 4.	18010
Exh. <a href="#">9A</a>	Added enterprise unit by organic practice option code “EO.”	18010
Exh. <a href="#">10G</a>	Inserted new flow chart showing how unit structure is assigned when insured elected EO for both organic and non-organic practices and doesn’t qualify for their EO election.	18010
Exh. <a href="#">10J</a>	Inserted new flow chart showing how unit structure is assigned when insured elects EO for one practice (organic or non-organic practice) and OU or BU for second practice and doesn’t qualify for their EO election.	18010
Exh. <a href="#">100</a>	Added OU combination example.	18010
Exh. <a href="#">13C</a>	Clarified yield descriptor “FD” is used for acreage destroyed by UUF or third-party damage.	18010
Exh. <a href="#">15V</a> (1)	Clarified V Yield Indicator for Pistachios.	18010
Exh. <a href="#">15W</a> (9)	Added PP yield descriptor to Exhibit 15W.	18010
Exh. <a href="#">15W</a> (10)	Clarified JJ Actual Yield Descriptor is year for year 2 of a delayed claim.	18010
Exh. <a href="#">17D</a>	Modified Exhibit to reflect new breaking and native sod policy changes.	18010

**CROP INSURANCE HANDBOOK  
TABLE OF CONTENTS**

<b>PART 1: GENERAL INFORMATION.....</b>	<b>1</b>
1    General Information .....	1
2    Responsibilities .....	4
3    Title VI of the Civil Rights Act of 1964.....	4
4-200 (Reserved) .....	4
<b>PARTS 2-8: (RESERVED).....</b>	<b>5</b>
201-900 (Reserved) .....	5
<b>PART 9: ENDORSEMENTS AND OPTIONS .....</b>	<b>6</b>
901 General Information .....	6
902 Catastrophic Risk Protection Endorsement.....	6
903 High-Risk Land Exclusion Option.....	7
904 Hail and Fire Exclusion Option .....	13
905 Apple Fresh Fruit Quality Adjustment Option .....	15
906 Wheat or Barley Winter Coverage Endorsement .....	16
907 Dry Pea WCO.....	17
908 Fresh Market Sweet Corn Minimum Value Option .....	19
909 Fresh Market Pepper Minimum Value Option .....	20
910 Fresh Market Tomato (Dollar Plan) Minimum Value Option .....	21
911 Mint Winter Coverage Option .....	21
912 Northern Potato Policy Endorsements .....	24
913 Fresh Pear Quality Adjustment Endorsement .....	29
914 Table Grape Protective Cover Option .....	30
915 Contract Price Option .....	30
916 SCO Endorsement General Information and Requirements .....	35
917 SCO Endorsement Acreage Reporting .....	39
918 SCO Endorsement Determining Supplemental Protection and Indemnity .....	41
919 Multi-County Enterprise Unit (MCEU) Endorsement .....	43
920 Sprinkler Irrigated Rice Endorsement.....	51
921 Florida Fruit Tree Endorsement and Options .....	53
922 Hawaii Tropical Tree Endorsement and Options .....	54
923 Sugar Beet Early Harvest Adjustment Option (EHA).....	56
924-1000 (Reserved) .....	65
<b>PART 10: UNITS.....</b>	<b>66</b>
<b>Section 1: Basic Units.....</b>	<b>66</b>
1001 Availability.....	66
1002 Premium Discount .....	66
1003 CAT Endorsement .....	67
1004 APH Database Establishment.....	67

## PART 10: UNITS (Continued)

### Section 1: Basic Units (Continued)

1005	APH Databases Below BU Level .....	67
1006	Commingled Acres and Production .....	68
1007-1010	(Reserved) .....	68

### Section 2: Optional Units ..... 69

1011	OU Availability.....	69
1012	APH Database Below OU Level .....	73
1013	Combination of OUs.....	74
1014	OU Qualifications .....	74
1015	Production Evidence .....	75
1016	Assigned Yields.....	77
1017	Determining OUs.....	77
1018-1030	(Reserved) .....	77

### Section 3: Enterprise Units..... 78

1031	EU Availability .....	78
1032	EU Election .....	80
1033	EU Qualifications.....	80
1034	Reporting Requirements.....	87
1035	Discounts.....	88
1036	Added Land and New Crop P/T.....	88
1037	Assigned Unit Structure .....	89
1038	Assigned Yields.....	90
1039	Cups .....	90
1040-1050	(Reserved) .....	90

### Section 4: Whole-Farm Units..... 91

1051	WU Availability.....	91
1052	WU Election .....	91
1053	WU Qualifications .....	91
1054	Separate Administrative Fees .....	92
1055	Reporting Requirements.....	92
1056	Unit Structure Assignment.....	94
1057-1060	(Reserved) .....	94

### Section 5: Unit Numbering..... 95

1061	General Information .....	95
1062	The Structure Code .....	95
1063	Unit Number .....	95
1064	Unit Numbering Constancy.....	103
1065	Unit Number Consistency .....	104
1066	Master Yield Summary APH Database.....	104
1067-1070	(Reserved) .....	104

## PART 10: UNITS (Continued)

<b>Section 6: Sections, Section Equivalents, and FSA FNs .....</b>	<b>105</b>
1071 Provisions .....	105
1072 Unit Division Option - Illinois, Indiana, Ohio, and Texas.....	107
1073 Unit Division by Grid Option .....	109
1074-1080 (Reserved) .....	113
<b>Section 7: Combining and Dividing BUs, OUs, EUs, and WUs.....</b>	<b>114</b>
1081 General Information .....	114
1082 Establishing Separate APH Databases .....	114
1083 Maintaining Separate APH Databases Within BUs, EUs, or WUs .....	115
1084 Situations that Require Combining and Dividing APH Databases .....	116
1085 Agreements to Combine OUs for Category B Crops.....	117
1086 Combining APH Databases.....	120
1087 Dividing APH Yield History for Category B Crops.....	121
1088 Dividing a BU into Additional BUs or OUs, or OUs into Further OUs for Category C Crops .....	124
1089 Adding Land to an Existing Unit for Category B Crops.....	125
1090 Retaining Yield History for the Same Land .....	126
1091-1100 (Reserved) .....	126

## PART 11: UNDERWRITING RULES FOR SPECIFIC PRACTICES.....127

<b>Section 1: Irrigated Practice .....</b>	<b>127</b>
1101 IRR Practice Guidelines .....	127
1102 Insurable Acreage .....	127
1103 Applicable Terms.....	127
1104 Factors to Consider for IRR Practice Reporting and Coverage .....	129
1105 Failure to Carry Out Good IRR Practice.....	130
1106 IRR Practice Guidelines for PP.....	130
1107 Determined IRR Yields .....	131
1108 Reporting Production and Establishing APH Databases for IRR and NI Acreage.....	135
1109 Special Requirements for Center Pivot Irrigation Systems.....	135
1110-1120 (Reserved) .....	137
<b>Section 2: Summer Fallow Practice.....</b>	<b>138</b>
1121 General Information and Insurability .....	138
1122 SF APH Database Instructions .....	142
1123-1140 (Reserved) .....	142
<b>Section 3: Skip-Row Planted Crops.....</b>	<b>143</b>
1141 Insurability .....	143
1142 Skip-Row Planted Corn .....	143
1143 Skip-Row Planted Grain Sorghum.....	146
1144 Skip-Row Planted Cotton and ELS Cotton.....	147
1145 Percent Planted Factors.....	151
1146-1200 (Reserved) .....	151

**PART 12: ACREAGE REPORT .....152**

**Section 1: General Requirements .....152**

1201	General Information .....	152
1202	Filing Requirements .....	152
1203	Failure to Submit Acceptable Acreage Report.....	154
1204	Inaccurate Acreage Reports.....	154
1205-1210	(Reserved) .....	155

**Section 2: Acreage Report Elements.....156**

1211	Required Elements.....	156
1212	Date Planting Completed .....	159
1213	Acreage Type.....	160
1214	Prevented Planting Acreage .....	161
1215	Late Planted Acreage .....	162
1216	Insurable Acreage .....	165
1217	Uninsurable Acreage.....	171
1218	Uninsured Acreage of an Insured Crop.....	174
1219	Unreported Acreage or Units.....	175
1220	Zero Acreage Report .....	176
1221	Preliminary Acreage Reports for CCIP .....	176
1222	Reporting IRR Practices for CCIP .....	177
1223	First (1st) Insured Crop Planted and Second (2nd) Crop .....	177
1224-1230	(Reserved) .....	185

**Section 3: Acreage Report Revisions .....186**

1231	Overview .....	186
1232	Acceptable Revisions for CCIP.....	186
1233	Acceptable Acreage Report Revisions for ARPI .....	196
1234	Measurement Services Requested for Acreage Reports.....	196
1235	Examples for Acreage Report Revisions .....	198
1236	Identifying Acreage Damaged by UUF or a Third Party (CCIP policies only) .....	200
1237-1300	(Reserved) .....	200

**PART 13: PRODUCTION REPORT .....201**

**Section 1: Insured's Production Reporting for CCIP and ARPI.....201**

1301	General Information .....	201
1302	Acceptable Production Report.....	202
1303	Production Reporting Requirements .....	205
1304	Production Included on Production Report and in the Following Crop Year's APH Database(s), When APH Databases are Applicable .....	209
1305	Production Included on Production Report but not in the Following Crop Year's APH Database .....	212
1306	Continuity.....	215
1307	Elements and Required Information of the Production Report .....	215
1308	Verification, Review, and Correction .....	220
1309	Production.....	221
1310	Production Report Yield Descriptors .....	226

## **PART 13: PRODUCTION REPORT (Continued)**

### **Section 1: Insured's Production Reporting for CCIP and ARPI (Continued)**

1311-1320 (Reserved) .....	226
----------------------------	-----

### **Section 2: Previous Crop Year Production Reporting for CCIP Policies .....227**

1321 General Information .....	227
1322 Acceptable Production Report.....	228
1323 Production Reporting Requirements .....	231
1324 Production Included on Production Report and in the APH Database, When APH Databases are Applicable.....	233
1325 Production Included on Production Report but not in the APH Database.....	236
1326 Continuity.....	239
1327 Break in Continuity.....	239
1328 Elements and Required Information of the Production Report .....	240
1329 Verification, Review, and Correction .....	244
1330 Production.....	244
1331-1400 (Reserved) .....	249

## **PART 14: PRODUCTION EVIDENCE.....250**

### **Section 1: General Information .....250**

1401 Acceptable Production Evidence .....	250
1402 Certifying Production .....	250
1403 Unit of Measure and Production Adjustments.....	251
1404 Record Retention Period.....	251
1405-1410 (Reserved) .....	252

### **Section 2: Acceptable Verifiable Records.....253**

1411 Crops Requiring Verifiable Records .....	253
1412 Records of Production Commercially Sold to or Stored by a Disinterested Third Party .....	253
1413 Claim for Indemnity .....	254
1414 FSA or CCC Verified Documents.....	254
1415 Authorized AIP or FSA Personnel Appraisals of Unharvested Acreage .....	255
1416 Authorized AIP or FSA Personnel Measurement of Farm Stored Production .....	256
1417 Other Acceptable Records Including Pre-Harvest Appraisals.....	256
1418-1430 (Reserved) .....	260

### **Section 3: Acceptable Farm Management Records .....261**

1431 Crops that Qualify for Farm Management Records.....	261
1432 Measurement of Farm Stored Production by Insured.....	261
1433 Automated Yield Monitoring Systems .....	261
1434 Livestock Feeding Records .....	263
1435 Field Harvest Records .....	264
1436 Insured's Seed Records .....	264
1437-1440 (Reserved) .....	264

## **PART 14: PRODUCTION EVIDENCE (Continued)**

<b>Section 4: Exception to Verifiable Records .....</b>	<b>265</b>
1441 Exception to Disinterested Third Party Requirement of Verifiable Records .....	265
1442 Marketing Certification .....	266
1443 Required Documentation .....	268
1444 Reasonableness of Production .....	268
1445-1450 (Reserved) .....	268
<b>Section 5: Direct Marketing .....</b>	<b>269</b>
1451 Direct Marketing Requirements .....	269
1452 Acceptable Records for Direct Marketing Insureds .....	271
1453 Reasonableness of Production .....	273
1454-1460 (Reserved) .....	273
<b>Section 6: Marketing Certification Elements.....</b>	<b>274</b>
1461 Elements and Required Information .....	274
1462-1500 (Reserved) .....	276

## **PART 15: APH DATABASE .....**277

<b>Section 1: General Information .....</b>	<b>277</b>
1501 APH Database Requirements.....	277
1502 The Base Period .....	277
1503 Types of Yields.....	278
1504 Yield Descriptors .....	280
1505 Required Separate APH Database .....	280
1506 Production or Acreage Not to be Included .....	282
1507 Transfer of APH Data .....	282
1508 Use of Another Person's Production History - BFR or VFR.....	284
1509 Use of Another Person's Acreage and Production History.....	287
1510 Use of APH When Insureds Change or Land is Transferred to Another Person .....	290
1511 APH Database Instructions .....	292
1512 Impact of Combining and Dividing.....	295
1513-1520 (Reserved) .....	295
<b>Section 2: APH Databases and Yield Determinations Combined and Divided.....</b>	<b>296</b>
1521 General Rules for Combining and Dividing APH Databases.....	296
1522 Combining APH Databases.....	297
1523 Dividing APH Databases .....	298
1524 No Actual or Assigned Yields.....	303
1525-1530 (Reserved) .....	303
<b>Section 3: T-Yields.....</b>	<b>304</b>
1531 General Information .....	304
1532 T-Yield Methods.....	304
1533-1540 (Reserved) .....	305

## **PART 15: APH DATABASE (Continued)**

<b>Section 4: Reporting Production for P/T/TMAs.....</b>	<b>306</b>
1541 Applicability.....	306
1542 Separate Production .....	306
1543 Separating Commingled Production .....	306
1544-1600 (Reserved) .....	308

## **PART 16: APH DATABASE YIELD OPTIONS, REDUCTIONS, AND CORRECTIONS .....309**

<b>Section 1: APH Yield Adjustment.....</b>	<b>309</b>
1601 Yield Adjustment General Information.....	309
1602 Election of APH Yield Adjustment.....	309
1603 Cancelling APH Yield Adjustments .....	309
1604 T-Yields Used for YA.....	310
1605 Calculating Approved Yields When YA is Elected .....	312
1606 Determining Premium Rates.....	315
1607-1610 (Reserved) .....	315

<b>Section 2: APH Yield Exclusion .....</b>	<b>316</b>
1611 YE General Information.....	316
1612 Eligibility for YE .....	316
1613 Cancellation .....	316
1614 Transfers .....	317
1615 Applicability of WAs .....	317
1616 Applicability of Yield Limitations and Yield Reductions.....	317
1617 Actual Yields Eligible for YE .....	317
1618 Exclusion of an Actual Yield for an Eligible Crop Year Within an APH Database.....	318
1619 YE Interaction with YA.....	319
1620 Impact of YE Specific to Category B Crops.....	320
1621 Impact of YE for Perennial Crops (Category C) .....	321
1622 Impact of YE for RO Determined Yields .....	322
1623 Adjusted Yield .....	322
1624 Rate Yield Calculation .....	322
1625 Calculating the Yields for APH Databases When YE is Elected .....	323
1626 Determining Premium Rates When YE Applies to an APH Database .....	324
1627-1630 (Reserved) .....	324

<b>Section 3: Quality Loss Option .....</b>	<b>325</b>
1631 QL General Information .....	325
1632 Eligibility for QL .....	325
1633 Cancellation of QL Option .....	325
1634 Transfers .....	326
1635 Applicability of WAs .....	326
1636 Applicability of Yield Options, Limitations, and Yield Reductions .....	326
1637 Actual Yields Eligible for QL .....	326
1638 QL Replacement of an Actual Yield Within an APH Database .....	327
1639 QL Interaction with YE and YA .....	327
1640 Impact of QL Specific to Category B Crops .....	328



## **PART 16: APH DATABASE YIELD OPTIONS, REDUCTIONS, AND CORRECTIONS (Continued**

)

### **Section 3: Quality Loss Option (Continued)**

1641	Impact of QL Specific to Category C Crops .....	329
1642	Adjusted Yield .....	329
1643	Rate Yield Calculation .....	330
1644	Calculating the Yields for APH Databases When QL is Elected.....	330
1645	Determining Premium Rates When QL Applies to an APH Database.....	332
1646-1650	(Reserved) .....	332

### **Section 4: Yield Cup Option.....333**

1651	General Information .....	333
1652	Eligibility for Cups .....	333
1653	Applicability of Cups.....	334
1654	Applicability of WAs .....	336
1655	Applicability of Yield Floors and Yield Reductions .....	336
1656	Cup Interaction with YA and YE .....	336
1657	Impact of Cup Specific to Category B Crops .....	336
1658	Impact of Cup for RO Determined Yields.....	337
1659	Adjusted Yield .....	337
1660	Calculating Yields for an APH Database When Cup Applies .....	338
1661-1670	(Reserved) .....	339

### **Section 5: Yield Reductions .....340**

1671	General Information .....	340
1672	General Rules .....	341
1673	Excessive Actual Yields.....	343
1674	Inconsistent Approved Yields and Insured Acreage Limitations .....	345
1675	Different Production Methods.....	350
1676-1680	(Reserved) .....	352

### **Section 6: Reviewing and Correcting APH Yields.....353**

1681	General Information .....	353
1682	Production Report.....	354
1683	Production Evidence .....	354
1684	Determining if Acres and Production Evidence Support the Production Report.....	355
1685	Correcting Yields .....	359
1686	Assigned Yields.....	360
1687-1700	(Reserved) .....	364

## **PART 17: CATEGORY B CROP PROCEDURES .....365**

### **Section 1: APH Database.....365**

1701	General Information .....	365
1702	Methods to Establish an APH Database .....	365
1703-1710	(Reserved) .....	373

## PART 17: CATEGORY B CROP PROCEDURES (Continued)

<b>Section 2: Yield Floors.....</b>	<b>374</b>
1711 General Information .....	374
1712 Yield Floor Calculations .....	374
1713 Determining Premium Rates.....	374
1714-1720 (Reserved) .....	374
<b>Section 3: New Producer.....</b>	<b>375</b>
1721 New Producer Qualifications .....	375
1722 Deadline .....	380
1723 Verification.....	380
1724 Documentation .....	380
1725 Approved Yield Determination .....	380
1726 Added Land and New Crop P/T APH Database .....	381
1727 For Subsequent Crop Years.....	382
1728-1730 (Reserved) .....	382
<b>Section 4: RO Determined Yields.....</b>	<b>383</b>
1731 General Information .....	383
1732 Verifier Responsibilities .....	383
1733-1740 (Reserved) .....	383
<b>Section 5: Master Yields.....</b>	<b>384</b>
1741 General Information .....	384
1742 Initial MY Approval Authorities.....	384
1743 Deadlines.....	385
1744 Preliminary Master Yield.....	386
1745 Cancelling MYs .....	386
1746 Requirements for Establishing Initial MY(s).....	386
1747 Production Reporting Requirements .....	388
1748 Establishing a MY .....	389
1749 MY Summary APH Database Unit Number .....	391
1750 Updating Established MY(s) .....	391
1751 Cups .....	392
1752 Yield Adjustment.....	392
1753 Yield Exclusion.....	392
1754 Certified Organic and Transitional Practices.....	393
1755-1760 (Reserved) .....	393
<b>Section 6: Acreage Emerging from a USDA Program, New Breaking and Native Sod .....</b>	<b>394</b>
1761 Acreage Emerging from a USDA Program.....	394
1762 New Breaking Acreage .....	396
1763 Native Sod Acreage .....	398
1764-1770 (Reserved) .....	401
<b>Section 7: Added Land .....</b>	<b>402</b>
1771 General Information .....	402
1772 AIP Responsibilities .....	402
1773 APH Databases for Added Land .....	403

## **PART 17: CATEGORY B CROP PROCEDURES (Continued)**

### **Section 7: Added Land (Continued)**

1774	Methods for Determining Approved Yields for Added Land .....	403
1775	Cropland Acreage Limitations.....	409
1776	AIP Review and Verification Prior to Payment of Indemnity.....	414
1777	Added Land Yield Descriptors and Indicators.....	414
1778-1780	(Reserved) .....	415

### **Section 8: Yield Determinations That Do Not Qualify as Added Land .....416**

1781	Added Crop/P/T APH Databases.....	416
1782	New Crop/P/T APH Databases.....	416
1783-1790	(Reserved) .....	417

### **Section 9: Switching from a Non-APH Based Policy to a CCIP Policy .....418**

1791	APH Database Impacts When Prior Plan of Insurance Required a Production Report .....	418
1792	APH Database Impacts When Prior Plan of Insurance Does Not Require a Production Report .....	420
1793-1800	(Reserved) .....	422

## **PART 18: CATEGORY C CROPS .....423**

### **Section 1: General Information .....423**

1801	Background .....	423
1802	Insured Crop.....	423
1803	Crops with Minimum Age and/or Production Requirements.....	424
1804-1810	(Reserved) .....	427

### **Section 2: Acreage .....428**

1811	General Information .....	428
1812	Acceptable Forms of Acreage Measurement .....	428
1813	Acreage Measurement Methods.....	428
1814	Acreage Adjustments.....	429
1815	Prior Acreage Removed .....	431
1816-1820	(Reserved) .....	432

### **Section 3: Age/Leaf Year or Growth Stage Determination .....433**

1821	All Crops, except Citrus, Macadamia Nuts, and Hawaii Tropical Fruit .....	433
1822	Arizona-California Citrus, Texas Citrus Fruit, and California Avocado.....	433
1823	Macadamia Nuts .....	434
1824	Hawaii Tropical Fruit .....	435
1825-1830	(Reserved) .....	435

### **Section 4: Producer's Pre-Acceptance Worksheet (PAW).....436**

1831	General Information .....	436
1832	PAW Elements and Required Information.....	436
1833	AIP PAW Review.....	441
1834	PAW Triggers a PAIR .....	442
1835-1840	(Reserved) .....	442

## **PART 18: CATEGORY C CROPS (Continued)**

<b>Section 5: Perennial Crop Pre-Acceptance Inspection Report (PAIR)</b>	<b>443</b>
1841 General Information	443
1842 PAIR Requirement	443
1843 PAIR Waivers	444
1844 PAIR Deadline	444
1845 PAIR Completion Requirements	444
1846 PAIR Elements and Required Information	445
1847-1850 (Reserved)	452
<b>Section 6: APH Database</b>	<b>453</b>
1851 APH Database Establishment	453
1852 Block Reporting	453
1853 Separate P/T/TMA/Other Characteristics	453
1854 Commingled Production	453
1855 Organic Perennials	455
1856 Acreage Less than a Tenth of an Acre	458
1857 APH Database Establishment Methods	459
1858 Multi-Purpose Production and Yield Worksheet	461
1859 T-Yield Instructions	461
1860 Weighted Average Age/Density	462
1861 Added Insurable Acreage	465
1862 Added Land/New Producers	468
1862 Added Land/New Producers (Continued)	469
1863 APH Database Tests for High Variability of Actual (and Assigned) Yields	469
1864 Approved Yield	478
1865 Establishing APH Databases for Grafted Apples in the States of Idaho, Oregon and Washington	478
1866 Native Sod Acreage	479
1867 Almond Post Harvest Irrigation APH Adjustment	481
1868-1870 (Reserved)	481
<b>Section 7: Yield Information</b>	<b>482</b>
1871 Yield Indicators	482
1872 Yield Adjustments	482
1873 Floors	482
1874 Cups	482
1875-1880 (Reserved)	482
<b>Section 8: RO Determined Yields</b>	<b>483</b>
1881 Situations for a RO Determined Yield Request	483
1882 Verifier Responsibilities	485
1883-1900 (Reserved)	485

## **PART 19: ADDITIONAL PROVISIONS BY CROP 486**

<b>Section 1: Category B Crops</b>	<b>486</b>
1901 General Information	486
1902 Cabbage (Fresh Market and Processing)	486

## PART 19: ADDITIONAL PROVISIONS BY CROP (Continued)

### Section 1: Category B Crops (Continued)

1903	Coarse Grains: Corn, Soybeans, and Grain Sorghum .....	488
1904	Cotton and ELS Cotton .....	494
1905	Cultivated Wild Rice .....	495
1906	Dry Beans .....	495
1907	Dry Peas .....	498
1908	Forage Production .....	500
1909	Forage Seed .....	504
1910	Fresh Market Beans .....	508
1911	Grass Seed .....	512
1912	Green Peas .....	513
1913	Mint .....	514
1914	Mustard .....	517
1915	Onions .....	518
1916	Peanuts .....	518
1917	Popcorn .....	519
1918	Potatoes .....	520
1919	Processing Beans .....	521
1920	Processing Sweet Corn .....	522
1921	Rice .....	522
1922	Small Grains: Wheat, Barley, Oats, Rye, Buckwheat, and Flax .....	523
1923	Sugar Beets .....	525
1924	Sugarcane .....	527
1925	Sunflower Seed .....	530
1926	Tobacco .....	530
1927	Tomatoes, Fresh Market Guaranteed Production .....	531
1928	Tomatoes Processing .....	532
1929-1940	(Reserved) .....	532

### Section 2: Category C Crops .....533

1941	General Information .....	533
1942	Almonds .....	533
1943	Apples .....	533
1944	Avocado, CA .....	537
1945	Avocados, FL .....	537
1946	Blueberries .....	537
1947	Citrus .....	538
1948	Cranberries .....	540
1949	Figs .....	540
1950	Grapes .....	541
1951	Table Grapes .....	542
1952	Macadamia Nuts .....	542
1953	Peaches .....	543
1954	Pears .....	543
1955	Pistachios .....	544
1956	Prunes .....	544
1957	Stonefruit .....	544

## **PART 19: ADDITIONAL PROVISIONS BY CROP (Continued)**

### **Section 2: Category C Crops (Continued)**

1958	Walnuts .....	545
1959-2000	(Reserved) .....	545

## **PART 20: CATEGORY D CROPS .....546**

### **Section 1: Insurability .....546**

2001	General Information .....	546
2002	Production Reports .....	546
2003	OU for Raisins.....	546
2004	Unit Division for Florida Fruit Tree .....	546
2005	Unit Division for Hawaii Tropical Tree (HTT) .....	547
2006-2010	(Reserved) .....	547

### **Section 2: Dollar Plans of Insurance .....548**

2011	PAW .....	548
2012	Maps.....	556
2013	PAIR Florida Citrus Fruit .....	558
2014	PAIR Hawaii Tropical Tree .....	569
2015-2030	(Reserved) .....	572

### **Section 3: Dollar Plans of Insurance Age, Leaf Year, or Tree Stage Determinations.....573**

2031	Age or Leaf Year Determination for Florida Citrus Fruit .....	573
2032	Tree Stages for Florida Fruit Tree .....	573
2033	Age and Growth Stages for Hawaii Tropical Tree .....	574
2034-2040	(Reserved) .....	574

### **Section 4: Dollar Plans of Insurance Acreage Information .....575**

2041	General Information .....	575
2042	Excluded Acreage .....	577
2043	Florida Citrus Fruit Liability Adjustment Determination .....	578
2044	Florida Fruit Tree Unit Amount of Protection and Unit Value.....	579
2045-2050	(Reserved) .....	579

### **Section 5: Dollar Plans of Insurance Additional Records and Provisions .....580**

2051	Florida Citrus Fruit .....	580
2052	Florida Fruit Tree Acceptable Records and Requirements for Freeze Damage .....	580
2053-2060	(Reserved) .....	582

### **Section 6: Yield Based Dollar Amount of Insurance Plans.....583**

2061	General Information .....	583
2062	Different Coverage Levels .....	583
2063	Units .....	583
2064	County Yields for Hybrid Seeds .....	583
2065	Amount of Insurance .....	583
2066	Minimum Contract Payment .....	584
2067	Yield Based Factor for Seed Companies .....	584
2068	Approved Yields .....	584

## **PART 20: CATEGORY D CROPS (Continued)**

### **Section 6: Yield Based Dollar Amount of Insurance Plans (Continued)**

2069	Value per Bushel .....	585
2070-2100	(Reserved) .....	585

## **PART 21: PECAN REVENUE .....586**

### **Section 1: General Information .....586**

2101	Background .....	586
2102	Insurability Requirements.....	586
2103	Two-Year Coverage Module .....	587
2104	Unit Division.....	587
2105	Premium.....	588
2106	Transfers .....	588
2107	CAT Coverage.....	588
2108-2120	(Reserved) .....	588

### **Section 2: Acreage Reporting .....589**

2121	Acreage Reports.....	589
2122	Acreage .....	591
2123	Changes to the Amount of Insurance .....	591
2124-2130	(Reserved) .....	593

### **Section 3: Revenue Reporting .....594**

2131	Revenue Reports.....	594
2132	Revenue Report Required Elements.....	596
2133	Production Evidence .....	598
2134	Excessive Actual Yield .....	598
2135-2140	(Reserved) .....	598

### **Section 4: Summary of Revenue History.....599**

2141	Summary of Revenue History (SRH) Database .....	599
2142	Summary of Revenue History Required Elements.....	601
2143-2150	(Reserved) .....	603

### **Section 5: PAW/PAIR .....604**

2151	PAW .....	604
2152	PAW Required Elements.....	604
2153	AIP PAW Review.....	607
2154	PAW Triggers a PAIR .....	607
2155	PAIR .....	608
2156	PAIR Requirements .....	608
2157	PAIR Waivers.....	608
2158	PAIR Deadline.....	609
2159	PAIR Completion Requirements .....	609
2160	PAIR Required Elements .....	609
2161	Key items the Inspector should consider in conducting the PAIR are:.....	614
2162-2170	(Reserved) .....	614

## **PART 21: PECAN REVENUE (Continued)**

<b>Section 6: RO Underwriting.....</b>	<b>615</b>
2171 RO Determined Yield Request .....	615
2172-2200 (Reserved) .....	615

## **PART 22: PROCESSING RO DETERMINED YIELD REQUESTS .....616**

<b>Section 1: RO Determined Yield Request Deadlines and Submission Requirements .....</b>	<b>616</b>
2201 General Information .....	616
2202 Underwriting Guides .....	616
2203 Deadlines for Producer to Request a RO Determined Yield and AIP Submission to RO .....	617
2204 Government Shutdown Deadline Modification.....	618
2205 Required Information for a RO Determined Yield Request .....	619
2206-2210 (Reserved) .....	621
<b>Section 2: AIP and RO Responsibilities .....</b>	<b>622</b>
2211 AIP Responsibilities .....	622
2212 Separate Submission for WA .....	623
2213 AIP Scorecard Error .....	623
2214 RO Responsibilities.....	624
2215 Duplicate RO Determined Yield Requests .....	625
2216 Electronic Transmission Errors.....	625
2217-2220 (Reserved) .....	625
<b>Section 3: RO Review for RO Determined Yield Request Consideration.....</b>	<b>626</b>
2221 RO Review Timeline .....	626
2222 Non-Acceptance for Review of a RO Determined Yield .....	626
2223 RO Review and Documentation Checklist .....	627
2224-2230 Reserved.....	627
<b>Section 4: Availability and Specific Requirements for Determined Yield Types .....</b>	<b>628</b>
2231 General Information .....	628
2232 Category B Crops.....	628
2233 Category C Crops, Category D Crops, and Pecan Revenue.....	629
2234-2240 (Reserved) .....	634
<b>Section 5: Issued RO Determined Yield.....</b>	<b>635</b>
2241 Application of RO Determined Yield .....	635
2242 AIP Alert Mechanism .....	635
2243 AIP Review Timeline.....	635
2244 Transmitting RO Determined Yield to RMA.....	635
2245-3000 (Reserved) .....	636



## EXHIBITS.....637

Exhibit 1	Acronyms and Abbreviations.....	637
Exhibit 2	Definitions.....	638
Exhibit 3	Form Standards.....	639
Exhibits 4-8	(Reserved) .....	640
Exhibit 9A	Endorsements and Options Chart.....	641
Exhibit 9B	Wheat or Barley and Dry Pea Winter Coverage Endorsement Flow Chart .....	645
Exhibit 9C	SCO Endorsement Calculation Examples.....	646
Exhibit 9D	MCEU Correcting Unit Structure Examples .....	649
Exhibit 9E	Insured Elected MCEU for County and EU, But Does Not Qualify for Their MCEU Election .....	654
Exhibit 9F	Insured Elected MCEU for Counties and EI for Both Irrigation Practices, But Does Not Qualify for their MCEU Election.....	655
Exhibit 9G	Insured Elected MCEU for County and EI for One Irrigation Practice and OU or BU for a Second Practice, but Does Not Qualify for Their MCEU Election .....	656
Exhibit 9H	Sprinkler Irrigated Rice Endorsement Application Completion Instructions .....	657
Exhibit 9I	Sprinkler Irrigated Rice Endorsement Application Example.....	660
Exhibit 10A	Examples of Unit Numbering when Units Change.....	663
Exhibit 10B	Combining Units and APH Databases .....	665
Exhibit 10C	Dividing Units Examples.....	670
Exhibit 10D	Additional Bean Procedure for BU and OU Yields by Types .....	672
Exhibit 10E	Insured Elected, but Does Not Qualify for Their EU Election .....	674
Exhibit 10F	Insured Elected EI for Both Irrigation Practices, but Does Not Qualify for Their EI Election ..	675
Exhibit 10G	Insured Elected EO for Both Organic and Non-Organic Practices, but Does Not Qualify for Their EO Election.....	676
Exhibit 10H	Insured Elected EC for Both Cropping Practices, but Does Not Qualify for Their EC Election .....	677
Exhibit 10I	Insured Elected EI for One Practice and OU or BU for a Second Practice, but Does Not Qualify for Their EI Election .....	678
Exhibit 10J	Insured Elected EO for Practice One (Organic or Non-Organic Practice) and OU or BU for Second Practice, but Does Not Qualify for Their EO Election.....	679
Exhibit 10K	Insured Elected EC for One Cropping Practice and OU or BU for a Second Cropping Practice, but Does Not Qualify for Their EC Election .....	680
Exhibit 10L	Insured Elected ET for Multiple Types, but Does Not Qualify for Their ET Election .....	681
Exhibit 10M	Insured Elected ET for Only Type and BUs or OUs for All Acreage of Other Types, but Does Not Qualify for Their ET Election .....	682
Exhibit 10N	Unit Division by Grid Option Examples.....	683
Exhibit 10O	OU Combination Example .....	685
Exhibit 11A	Summerfallow Database.....	686
Exhibit 11B	Skip-Row Planted Cotton and ELS Cotton Overview .....	687
Exhibit 11C	FSA Determination for 30/50 Planting Pattern .....	687
Exhibit 11D	Percent Planted Factor, Yield Conversion Factor, and PASS Skip-Row Code Applicable to Arkansas, Louisiana, Missouri, and All States East of those States .....	688
Exhibit 11E	Percent Planted Factor, Yield Conversion Factor, and PASS Skip-Row Code Applicable to New Mexico and the Following Counties in Texas: Baylor, Concho, Runnels, Schleicher, Shackleford, Sutton, Taylor, Throckmorton, Valverde, Wilbarger, and All Counties West of Those Counties.....	690

## EXHIBITS (Continued)

Exhibit 11F	Percent Planted Factor, Yield Conversion Factor, and PASS Skip-Row Code Applicable to Kansas, Oklahoma, and All Counties in Texas for Which Table 2 Does Not Apply .....	692
Exhibit 11G	Commingled Production from IRR Solid-Planted and NI Skip-Row Planted Cotton .....	695
Exhibit 11H	Skip-row Calculations for APH Database .....	697
Exhibit 12	(Reserved) .....	698
Exhibit 13A	Soybeans Example of Completed Production Report for Production Reporting Requirements .....	699
Exhibit 13B	Corn Example of Completed Production Report for Production Reporting Requirements ....	700
Exhibit 13C	Production Report Yield Descriptors .....	701
Exhibit 14	(Reserved) .....	702
Exhibit 15A	Examples of Completed APH Databases - New Insured .....	703
Exhibit 15B	Examples of Completed APH Databases - New Producer .....	704
Exhibit 15C	Examples of Completed APH Databases - Carryover Insured.....	705
Exhibit 15D	Examples of Completed APH Databases - Zero-Acreage Reported.....	706
Exhibit 15E	Examples of Completed APH Databases-Assigned Yield .....	707
Exhibit 15F	Examples of Completed APH Databases-Certified Organic .....	708
Exhibit 15G	Examples of Completed APH Databases-Category C Crops.....	709
Exhibit 15H	Yield Determinations-Converting an Existing Practice to a New Practice.....	710
Exhibit 15I	Yield Determinations - Combining Two Practices into a New Practice .....	711
Exhibit 15J	Yield Determinations-Dividing a Practice into Two Practices Using Apportionment.....	712
Exhibit 15K	Yield Determinations-Dividing a Practice into Two Practices Using Attribution.....	713
Exhibit 15L	Yield Determinations-Dividing a Practice into Two Practices Using Recertification .....	714
Exhibit 15M	Yield Determinations-Dividing APH Databases by Recertification .....	714
Exhibit 15N	Yield Determinations-Dividing APH Databases by Apportioning Commingled Production ....	717
Exhibit 15O	Yield Determinations-Dividing APH Databases by Attributing Acres and Production .....	721
Exhibit 15P	Yield Determinations-Dividing APH Databases Using All 3 Methods .....	722
Exhibit 15Q	Yield Determinations-Dividing an Added Land APH Database .....	723
Exhibit 15R	Dividing an APH Database when a Type is Divided into More than Two Types.....	725
Exhibit 15S	Dividing an APH Database When Only One Type has been Produced .....	730
Exhibit 15T	Retaining 10 Crop Years of APH History .....	730
Exhibit 15U	Dividing Previously Established APH Databases for P/Ts with the Same T-Yield .....	732
Exhibit 15V	Yield Indicators.....	733
Exhibit 15W	Yield Descriptors .....	735
Exhibit 15X	APH Yield Floors, Cups, and Substitutions- Carryover Insured with Actual Yields .....	740
Exhibit 15Y	APH Yield Floors, Cups, and Substitutions- No Production Records Initially.....	742
Exhibit 15Z	APH Yield Floor, Cups, and Substitutions - Assigned Yield .....	743
Exhibit 15AA	Carryover Insured Provided a Production Report Applicable for the 2023 Crop Year.....	743
Exhibit 15BB	Yield Adjustment Examples .....	744
Exhibit 15CC	Yield Exclusion Examples .....	745
Exhibit 15DD	Cups Example .....	753
Exhibit 15EE	Yield Reductions- Excessive Actual Yield (Without Verifiable Records) .....	754
Exhibit 15FF	Inconsistent Approved Yield and Insured Acreage Limitation .....	755
Exhibit 15GG	(Reserved).....	756
Exhibit 15HH	UUF or a Third Party .....	757
Exhibit 15II	Assigned Yield Examples .....	760

## EXHIBITS (Continued)

Exhibit 15JJ	Assigned Yield Flow Charts .....	771
Exhibit 15KK	QL Examples .....	774
Exhibit 16	(Reserved) .....	778
Exhibit 17A	Category B Crops - APH Databases Certified Organic or Transitional Acreage Affected by Prohibited Substances, Converted Back to Conventional Farming Practices and Suspended Or Revoked Certification.....	779
Exhibit 17B	Category B Crops- Multi-Purpose Production and Yield Worksheet .....	783
Exhibit 17C	Category B Crops - Master Yields.....	786
Exhibit 17D	Category B Crops - Acreage Emerging from USDA Program, New Breaking, and Native Sod Examples .....	790
Exhibit 17E	Cup Applicability Chart.....	806
Exhibit 17F	Recording and Maintaining SA T-Yields .....	807
Exhibit 17G	Special APH Instructions for Contract Seed Beans and Contract Seed Peas .....	809
Exhibit 17H	Green Pea Example .....	815
Exhibit 17I	Potato Example .....	817
Exhibit 17J	Forage Production Underwriting Report .....	818
Exhibit 17K	Stem Count Information .....	818
Exhibit 17L	Elements and Information Required for Forage Production Underwriting Report .....	819
Exhibit 17M	Forage Production Underwriting Report Example .....	822
Exhibit 17N	Applicable Native Sod Crops .....	823
Exhibit 18A	Apples Examples .....	824
Exhibit 18B	Peaches PAW Examples .....	831
Exhibit 18C	Shelling Percentage Chart for Clean Unshelled Almonds.....	840
Exhibit 18D	(Reserved) .....	840
Exhibit 18E	Tree/Vine/Bush Measurement .....	841
Exhibit 18F	Planting Patterns.....	842
Exhibit 18G	Database Administration for Fresh and Processing.....	851
Exhibit 18H	APH Databases for Transitional and Certified Organic - Prohibited Substances.....	857
Exhibit 18I	APH Databases for Grafted Apple Acreage in the States of Idaho, Oregon, and Washington .....	858
Exhibit 18J	Pistachio Examples - Alternate Bearing .....	861
Exhibit 18K	Almond Post Harvest Irrigation APH Adjustment Example .....	864
Exhibit 18L	Flowering, Fruit Set, Fruit Development, and Harvest of Hass Avocados .....	865
Exhibit 19A	Example Determining APH Production in Raw Pounds of Sugar .....	866
Exhibit 19B	Forage Seed Underwriting Report Pre-Acceptance Inspection/Self-Certification Worksheet Completion Instructions .....	867
Exhibit 19C	Forage Seed Underwriting Report/Pre-Acceptance Inspection/Self Certification Worksheet - Example.....	869
Exhibit 19D	Grass Seed Underwriting Report Completion Instructions .....	870
Exhibit 19E	Grass Seed Underwriting Report - Example .....	873
Exhibit 19F	Mint Underwriting Report - Example .....	874
Exhibit 20A	Hybrid Seed Corn or Sorghum Seed Notice of Loss .....	876
Exhibit 20B	Hybrid Seed Corn or Sorghum Seed Yield Request Elements and Required Information. ....	877
Exhibit 20C	Hybrid Seed Corn or Sorghum Seed Approved Yield Process.....	878
Exhibit 20D	Florida Citrus Fruit Producer's Pre-Acceptance Worksheet.....	879
Exhibit 20E	Florida Citrus, Dollar Plan of Insurance, Percent Stand Example .....	880
Exhibit 20F	Florida Fruit Tree PAW - Example .....	882

## EXHIBITS (Continued)

Exhibit 20G	Florida Fruit Tree Grove Location Plat Map.....	883
Exhibit 20H	Florida Fruit Tree NASS - FFO Request for Property Information.....	884
Exhibit 20I	Florida Fruit Tree Setting Distances and Approximate Number of Trees per Acre.....	885
Exhibit 21A	Summary of Revenue History Completion Instructions .....	887
Exhibit 21B	Summary of Revenue History - Example .....	888
Exhibit 21C	Pecan Revenue Summary of Revenue History.....	889
Exhibit 22	RO Determined Yield Type, Yield Limitation Flag and Rate Yield Chart .....	894
Exhibit 23	Production Report and APH Database Flowchart.....	898

## PART 1: GENERAL INFORMATION

### 1 General Information

---

#### A. Purpose

FCIC is established by the Federal Crop Insurance Act, 7 U.S.C. 1501, to promote the national welfare by improving the economic stability of agriculture through a sound system of crop insurance and providing the means for the research and experience helpful in devising and establishing insurance. The RMA is the administering USDA agency on behalf of FCIC.

This handbook provides the official FCIC-issued underwriting standards for policies insured under the **CCIP**, 7 CFR Part 457 including the Catastrophic Risk Protection Endorsement, 7 CFR Part 402, and the Area Risk Protection Insurance Regulations, 7 CFR Part 407.

This handbook does not cover pilot programs or private insurance products submitted under the authority of the Federal Crop Insurance Act, e.g., Section 508(h) or 523(d), unless the underwriting guide refers to the CIH for applicability.

#### B. Source of Authority

Federal programs enacted by Congress and the regulations and policies developed by RMA, USDA, and other Federal agencies provide the authority for program and administrative operations; and basis for RMA directives. Administration of the Federal crop insurance program is authorized by the following.

- (1) The Federal Crop Insurance Act, 7 U.S.C. 1501 et seq.
- (2) The Food Security Act of 1985, 16 U.S.C. 3801 et seq.
- (3) Controlled Substance Act of 1970, 21 U.S.C. 801 et seq.
- (4) PRWORA Act of 1996, 8 U.S.C. 1601 et seq.
- (5) Privacy Act of 1974, 7 U.S.C. 552a
- (6) 7 CFR **P**art 400
- (7) Standard Reinsurance Agreement, Livestock Price Reinsurance Agreement
- (8) 7 CFR **P**art 12 Part 1: General Information and Responsibilities

## C. Related Handbooks

The following table provides handbooks closely related to this handbook. However, other RMA approved handbooks may refer to this handbook and be applicable.

Handbook	Relation/Purpose
WAH	This handbook provides the official FCIC-approved standards and criteria for WAs, and instructions for each RMA RO and AIP to process WA requests.
DSSH	<p>This handbook provides the official FCIC-approved form standards for use in the sale and service of any eligible Federal crop insurance policy; required statements and disclosures; and the standards for submission and review of non-reinsured supplemental policies in accordance with the SRA.</p> <p>AIP forms must meet the form standards as provided in the DSSH. The DSSH provides the substantive elements for AIP form development; including conflict of interest, nondisclosure, and Privacy Act statements whereas, the CIH provides the instructions for form completion.</p>
ITS	This handbook provides the official FCIC-approved standards for use in reporting, administering, and maintaining the Ineligible Tracking System, identifying and notifying ineligible persons, and implementing RMA and AIP reinstatement.
NISH	This handbook provides instructions for administration of the nursery CP.
LAM	This handbook provides the official FCIC-approved general loss adjustment standards for all levels of insurance provided under FCIC unless a publication specifies that none or only specified parts of this handbook apply.
GSH	This handbook provides the official FCIC-approved standards for policies administered by AIPs under the General Administrative Regulations, CCIP-BP, including the CAT Endorsement, the ARPI-BP, the STAX Plan of Insurance, the Rainfall Index Plan, and the WFRP Pilot Policy.
STAX	This handbook provides the official FCIC-approved procedures for administering STAX (cotton only).

**D. Regulatory or Procedural Conflict**

If there is a conflict between this handbook and the following, the following take precedence.

- (1) Federal Crop Insurance Act and any FAD interpreting the Act
- (2) The CAT Endorsement, as applicable, and any FAD interpreting the CAT Endorsement
- (3) Written Agreement, as applicable
- (4) The **SP** and **AD**
- (5) Crop endorsements/options and any FAD interpreting the crop endorsement/option if published at 7 CFR **P**art 457
- (6) **CP** and any FAD interpreting the **CP**
- (7) **BP** and any FAD interpreting the **BP**
- (8) Administrative regulations (7 CFR **P**art 400) and any FAD interpreting the administrative regulations
- (9) Manager's Bulletins and Product Management Bulletins
- (10) Plan specific directives such as the Crop Insurance Handbook/WFRP Pilot Handbook/STAX Underwriting Standards Handbook/Rainfall Index Insurance Standards Handbook, as applicable to the policy's plan of insurance
- (11) General Standards Handbook
- (12) Prevented Planting Standards Handbook
- (13) Crop LASH Handbooks
- (14) Loss Adjustment Manual

**E. Procedural Issuance Authority**

This handbook is written and maintained by:

USDA-Risk Management Agency  
Office of Deputy Administrator for Product Management  
Product Administration and Standards Division

For applicable RMA Regional or Compliance office contacts referenced throughout this handbook, refer to [www.rma.usda.gov/Contact-Us](http://www.rma.usda.gov/Contact-Us).

## **1 General Information (Continued)**

---

### **F. Procedural Questions**

(1) Questions regarding underwriting procedures in this handbook are to be directed:

(a) to the AIP. If not resolved, then

(b) through appropriate channels within the AIP to RMA.

RMA will not attempt to instruct agents or insureds of the AIP.

(2) If a perceived error is identified, notify RMA by e-mail at [rma.kc.cih@usda.gov](mailto:rma.kc.cih@usda.gov).

The writing must clearly identify the error and provide the proposed correction.

If RMA determines the error identified is significant, RMA will issue a correction either in the existing crop year through the CIH or a memorandum/bulletin. Conversely, if RMA determines the error identified as not to be significant, correction will be included in the subsequent issuance of the CIH.

## **2 Responsibilities**

---

AIPs must use standards, procedures, methods, and instructions as authorized by FCIC in the sale and service of crop insurance contracts. Each AIP is responsible for using RMA approved procedures. Procedures herein must be administered on a policy basis.

## **3 Title VI of the Civil Rights Act of 1964**

---

The USDA prohibits discrimination against its customers. Title VI of the Civil Rights Act of 1964 provides that “No person in the United States shall, on the ground of race, color, or national origin, be excluded from participation in, be denied the benefits of, or be subjected to discrimination under any program or activity receiving Federal financial assistance.” Therefore, programs and activities that receive Federal financial assistance must operate in a non-discriminatory manner. Also, a recipient of RMA funding may not retaliate against any person because they opposed an unlawful practice or policy, or made charges, testified or participated in a complaint under Title VI.

It is the AIP’s responsibility to ensure that standards, procedures, methods, and instructions, as authorized by FCIC in the sale and service of crop insurance contracts, are implemented in a manner compliant with Title VI. Information regarding Title VI of the Civil Rights Act of 1964 and the program discrimination complaint process is available on the USDA public website at [www.usda.gov/oascr](http://www.usda.gov/oascr). For more information on the RMA Non-Discrimination Statement, see the DSSH.

## **4-200 (Reserved)**

---



## PARTS 2-8: (RESERVED)

**201-900**      **(Reserved)**

---

## PART 9: ENDORSEMENTS AND OPTIONS

### 901 General Information

---

Endorsements and options that add supplemental coverage, exclude coverage, or otherwise modify coverage are available for some CP. Endorsements and options:

- (1) generally must be applied for on or before the SCD;
- (2) generally are continuous and do not automatically transfer when a cancellation or transfer to another AIP is executed by the insured;
- (3) generally only apply to additional coverage policies; and
- (4) must be specified on the applicable form to be in effect for the current crop year.

This part provides information about certain endorsements and options; yield options (such as YA, YE, and YC) are discussed in Parts [15](#), and [17-18](#). Other endorsements and options may be available. See Exh. [9](#) for a listing of endorsements and options, continuous or yearly elections, applicability to CAT or additional coverage, etc. The [AD](#) provide endorsements and options that may be selected by the insured.

### 902 Catastrophic Risk Protection Endorsement

---

The Catastrophic Risk Protection Endorsement attaches to each CP and modifies its terms and conditions when Catastrophic Risk Protection coverage is elected. The endorsement:

- (1) limits the coverage level and price election;
- (2) restricts or changes the unit structure to BUs, by share;
- (3) removes replant payment provisions;
- (4) does not allow the exclusion of hail and fire coverage;
- (5) removes the availability of WA; and
- (6) excludes:
  - (a) MY
  - (b) Yield Floors
  - (c) Cups
  - (d) Options or endorsements, except those expressly authorized by the Federal Crop Insurance Act. Options and Endorsements that do apply to CAT include:
    - (i) YA;
    - (ii) YE;

- (iii) Frost Protection Option;
- (iv) Table Grape Protective Cover Option;
- (v) Sorghum Silage Endorsement;
- (vi) Contract Price Option, where applicable; and
- (vii) SCO Endorsement.

**903 High-Risk Land Exclusion Option**

---

**A. General Information**

The CCIP provides insurance coverage on all insurable acres planted to a crop in the county. When coverage and rates are provided in the AD for high-risk land, insureds are required to insure the high-risk land at an increased cost reflective of the associated increase in risk.

Insureds who do not wish to insure their high-risk land or wish to insure their high-risk land at a lower level of coverage than their additional coverage policy (base policy) may execute a High-Risk Land Exclusion Option (HRLEO) on or before the applicable SCD. The HRLEO is elected on a policy basis and available for land located in high-risk areas identified in the AD.

**Note:** CP or SP may modify what is considered a policy and allow multiple policies for a crop to be established within a county (e.g., grapes by type in AZ and CA; hybrid seed corn; and hybrid sorghum seed). \*\*\*

- (1) An insured with the HRLEO may choose one of the following choices for their high-risk land:

- (a) Exclude coverage for the high-risk land under the base policy and not insure it.

**Note:** Excluding acreage from coverage may impact eligibility for FSA programs that require crop insurance coverage. Prior to excluding acreage under this option, insureds are responsible for contacting the FSA office for guidance relating to any FSA program that may require crop insurance coverage.

**A. General Information (Continued)**

- (b) Insure high-risk land under a separate Catastrophic Risk Protection Endorsement (CAT policy). The CAT policy for the high-risk land will be for yield protection only, even if revenue coverage is elected for the base policy.
  - (c) Insure high-risk land on a separate additional coverage policy (high-risk policy) with coverage greater than provided by a CAT policy but less than the coverage elected on the base policy, if available in the AD.
- (2) For HRLEO the following terminology is used regarding the different policies:
- (a) Base policy is the additional coverage policy for the crop/county providing coverage for all insurable non-high-risk acres.
  - (b) CAT policy is the high-risk land excluded from base policy covered by the Catastrophic Risk Protection Endorsement. The insured will have a CAT policy for their high-risk land and a base policy for non-high-risk land.
  - (c) High-risk policy is high-risk land covered on a separate additional coverage policy, if available in the AD. The insured will have two additional coverage policies, a base policy covering non-high-risk land and a high-risk policy covering high-risk land.

**B. Application, Cancellation, and Transfers**

The HRLEO must be executed on or before the applicable SCD with the same AIP the insured obtained their base policy.

The HRLEO is a continuous option and will remain in effect until canceled by the insured or the AIP on or before the earliest applicable cancellation date.

If the policy is transferred to a different AIP, a new HRLEO must be signed by the insured and submitted to the AIP on or before the applicable SCD.

**C. Insuring High-Risk Land on a Separate CAT or High-Risk Policy**

When high-risk land is insured on a separate CAT or high-risk policy as provided in Para. [903A](#)(1)(b) and (c), it is considered a separate crop for administrative fee, unit division, added land, and all other insurance purposes.

**Exception:** For yield floor and variable T-Yield percentages, use the total number of years of actual/assigned yields by crop/county for both policies.

**D. Additional Information for High-Risk Policy**

If available in the AD, an insured may insure high-risk land on a high-risk policy with coverage greater than that provided by the CAT but less than the coverage elected on the base policy. The insured will have two additional coverage policies, a base policy covering non-high-risk land and a high-risk policy covering high-risk land.

- (1) Unit structure is a separate choice for each policy and applicable qualifications must be separately met for each policy. Insureds can elect a different unit structure for the base policy versus the high-risk policy. For example, insureds can elect EU on their base policy and OU on the high-risk policy. For the high-risk policy the following unit structures are allowed: BU, EU/EI/EC/ET/EO, and OU. WUs are not allowed on the high-risk policy.

- (2) The coverage level of the high-risk policy can be at any additional coverage level but cannot exceed the coverage provided on the base policy.

- (a) If the base policy is under the YP plan of insurance, the coverage level on the high-risk policy is limited to a lower YP coverage level.

**Example:** The insured's base corn policy is YP at 85 percent coverage level. The coverage level for the high-risk corn policy must be YP with 80 percent coverage level or less.

- (b) If the base policy is under a RP plan of insurance, the high-risk policy can have YP or the same RP plan of insurance.

- (i) If RP is elected on the base policy, the following are available for the high-risk policy:

- (A) RP at a lower coverage level than the coverage level on the base policy; or

- (B) YP at the same or lower coverage level than the RP coverage level on the base policy.

**Example:** The insured's base corn policy is RP at 85 percent coverage level. The coverage level for the high-risk corn policy can be RP at 80 percent coverage level or less; or YP at 85 percent coverage level or less.

- (ii) If RP-HPE is elected on the base policy, the following are available for the high-risk policy:

- (A) RP-HPE at a lower coverage level than the coverage level on the base policy; or

**D. High-Risk Policy (Continued)**

- (B) YP at the same or lower coverage level than the RP-HPE coverage level on the base policy.

**Example:** The insured's base wheat policy is RP-HPE at 85 percent coverage level. The coverage level for the high-risk policy can be RP-HPE at 80 percent coverage level or less, or YP at 85 percent coverage level or less.

- (c) If the insured elects coverage levels by practice on the base policy, the high-risk policy may insure irrigated and non-irrigated acreage at different coverage levels not to exceed the coverage provided on the base policy.
  - (i) If RP or RP-HPE is elected on the base policy and YP is elected on high-risk policy, the coverage level for the irrigated acreage insured under the high-risk policy can be the same or lower than the coverage level for irrigated on the base policy and the coverage level for the non-irrigated practice insured under the high-risk policy can be the same or lower than the coverage level for the non-irrigated acreage on the base policy.
  - (ii) Otherwise, the coverage level for the irrigated practice insured under the high-risk policy must be lower than the coverage level for irrigated on the base policy and the coverage level for the non-irrigated practice insured under the high-risk policy must be lower than the coverage level for the non-irrigated practice on the base policy.
- (3) The high-risk policy must have the same endorsement and option elections, with the exception of unit structure elections, as the base policy.

**E. Reporting Acreage and Production**

- (1) The acreage and production from high-risk land insured on a CAT policy or high-risk policy must be reported.
  - (a) The acreage of the crop planted on high-risk land insured on a separate policy must be reported on the acreage report for the policy insuring the high-risk land for each crop year.
  - (b) Separate production reports and supporting records indicating planted acreage and harvested production for any high-risk land insured on a separate policy are required.
- (2) When an insured chooses to exclude coverage for high-risk land under the base policy and not insure the high-risk land, those acres must be reported as uninsured acreage on the acreage report. Separate production records showing planted acreage and harvested production from the high-risk land not insured must also be maintained and reported by the insured on the production report.

## F. Requests for Reclassification by WA

- (1) An insured must have a base policy in force before requesting a reclassification of high-risk or unrated land. Requests for reclassification must be made through a High-Risk WA Request (HR) or an Unrated Land WA Request (UC).
- (2) Land insured with a High-Risk (HR) or Unrated Land (UC) WA will be insured on the high-risk or base policy. No WAs are allowed on a CAT policy.
- (3) High-Risk WA Requests (HR)
  - (a) If the insured has a high-risk policy and requests a reduction in premium rate of high-risk land through a WA, the following procedures apply:
    - (i) If the RO issues a WA that goes into effect and does not provide standard county rating, the high-risk policy prevails, and the insured must report the acreage on the high-risk policy. WA rates apply; or
    - (ii) If the RO issues a WA that goes into effect and provides standard county rating for the high-risk land, the insured must report the acreage as insurable under the base policy. A separate policy for the high-risk land is not applicable.
  - (b) The following table provides procedures for when an insured signs the HRLEO and requests reclassification of the high-risk land through an HR WA.

IF the excluded high-risk land is ...	AND the RO issues a WA that ...	THEN the ...
not insured under a CAT or high-risk policy	does not provide standard rating	HRLEO prevails and the insured must report the acreage as uninsurable. The WA is not applicable.
	reclassifies the high-risk land to standard rating	<ol style="list-style-type: none"> <li>(1) WA is effective when signed by the insured and AIP; and</li> <li>(2) Insured must report the acreage as insurable under the base policy.</li> </ol>
insured under a CAT or high-risk policy	does not provide standard rating	HRLEO prevails and the insured must report the acreage on the CAT or high-risk policy.
	reclassifies such acreage to standard rating	<ol style="list-style-type: none"> <li>(1) WA is effective when signed by the insured and AIP; and</li> <li>(2) Insured must report the acreage as insurable under the base policy.</li> </ol>

**F. Requests for Reclassification by WA (Continued)****(4) Unrated Land WA Requests (UC).**

- (a) If the insured has a high-risk policy and requests to insure unrated land for that crop, the UC WA must meet the following requirements:
- (i) The county must have the WA crop listed as an insurable crop in the county at standard rates; and
  - (ii) The WA contains rates on the crop in excess of the standard rates for the county.
- (b) The following table provides procedures for when an insured signs the HRLEO and requests reclassification of the unrated land through a UC WA.

<b>IF the insured has a...</b>	<b>AND the RO issues a UC WA that ...</b>	<b>THEN the ...</b>
CAT policy	does not provide standard rating	HRLEO prevails and the insured must report the acreage as uninsurable.
	reclassifies the unrated land to standard rating	(1) WA is effective when signed by the insured, AIP, and RO; and  (2) Insured must report the acreage as insurable under the base policy.
high-risk policy	does not provide standard rating	HRLEO prevails and the insured must report the acreage on the high-risk policy as insurable.
	reclassifies the unrated land to standard rating	(1) WA is effective when signed by the insured, AIP, and RO; and  (2) Insured must report the acreage as insurable under the base policy.



**A. Eligibility**

Hail and fire may be excluded only from policies with coverage of at least 65 percent coverage indemnified at 100 percent price election, or equivalent coverage. The exclusion may be elected on an annual or continuous basis. The Hail and Fire Exclusion Option applies to all acreage of the crop insured at an equivalent to a minimum 65 percent coverage indemnified at 100 percent price election. The Hail and Fire Exclusion Option does not apply to WUs unless allowed by the SP.

Due to an insured's ability to select different price election or different coverage level percentages for different types of the same crop, such as dry beans, dry peas or grapes, a single crop policy may have some types with sufficient coverage to exclude hail and fire and some types with less than the minimum coverage required. When this occurs, hail and fire is excluded only from acreage that meets the minimum coverage requirement.

Insureds executing a Hail and Fire Exclusion Option must provide a copy of the annual hail and fire declaration page showing the required amount of hail and fire coverage each year.

**B. Deadlines**

The request to exclude hail and fire coverage must be submitted to the AIP within 72 hours:

- (1) after the effective date of an annual hail and fire policy or the first year a multi-season hail and fire policy is in force. This request must be made on or before the date coverage attaches for the crop year when a multi-season hail and fire policy (except the first year) is in effect.
- (2) after the date a private hail policy is first in effect for the insured that has signed the Continuous Hail and Fire Exclusion Option, or before the date coverage attaches for a crop year after the first crop year a multi-season hail and fire policy is in effect.

**C. Non-acceptance of Hail and Fire Exclusion Option**

A request for hail and fire exclusion will not be accepted if the crop has been damaged to the extent that a loss has occurred and an indemnity is to be, or may be, claimed on any unit of the crop. For a continuous hail and fire exclusion, the exclusion will not be effective until the following year. Issuance of a PP or replant payment for any insured unit will not affect an insured's ability to exclude hail and fire coverage.

**D. Hail and Fire Liability Requirements**

The total liability for the hail and fire coverage on the crop must be equal to or greater than the FCIC reinsured total liability for the crop for each crop year the Hail and Fire Exclusion Option is in effect. Liability for acreage which is eligible for PP but was not planted is not considered and the premium is not reduced on such acreage.

**D. Hail and Fire Liability Requirements (Continued)**

- (1) The AIP must ascertain/verify that for the crop year of the claim, the amount of liability under the hail and fire policy equals or exceeds the liability amount that would have been provided by the CCIP policy for that crop year. Liability for acreage that is eligible for prevented planting but was not planted is NOT considered and the premium is not reduced on such acreage.
- (2) To determine if the minimum required hail and fire liability is in place for a revenue protection plan of insurance policy, or revenue protection with the harvest price exclusion plan of insurance policy, the amount of liability (for this purpose only) will be computed based upon the projected price.
- (3) When ascertaining whether there is adequate liability, uninsurable acreage must be considered. If uninsurable acreage is involved, the total liability under the hail and fire policy may exceed the CCIP crop insurance liability due to the extra acreage (uninsured acreage), yet the insured still MAY NOT have adequate hail and fire liability to allow exclusion of hail and fire coverage from the CCIP policy.

**Example:** Based on the above, the insured's hail and fire liability of \$50 per acre does not equal or exceed the \$100 per acre liability that would have been provided by the CCIP policy; therefore, the insured does not have adequate liability to exclude hail and fire from CCIP coverage.

**E. Hail and Fire Providers**

Hail and fire policies must be obtained from a company licensed in the state where the coverage is provided in order to exclude hail and fire from the additional coverage policy. If hail and fire coverage is provided by unlicensed entities/companies, the exclusion of hail and fire from the additional coverage policy must be approved by the RMA Reinsurance Services Division.

The insured may be eligible for the premium credit under the Hail and Fire Exclusion Option only if coverage for both hail and fire is provided under the other policy obtained by the insured.

**F. Premium Reduction**

The premium reduction for the Hail and Fire Exclusion Option is provided in the [AD](#). The base premium rate for acreage with additional coverage shall be reduced for the hail/fire exclusion provided in the [AD](#). See Appendix III for calculation of premium.

**G. Liability Revisions**

An insured may revise the liability on the Hail and Fire Exclusion Option to reflect the liability for the reported acreage on the insured crop, provided the:

- (1) Hail and Fire Exclusion Option showing the revised liability is submitted no later than 15 days after the liability, based on the reported acreage, is established; and
- (2) difference between the total acreage report liability and the total liability shown on the original Hail and Fire Exclusion Option is more than one percent.

An insured will be considered to have a like amount of private hail and fire liability if the difference in liability described above is less than one percent.

**H. Hail or Fire Damage**

If hail and fire coverage is deleted from the additional coverage policy and the crop is subsequently damaged by hail or fire, an appraisal for uninsured causes of loss will be made only if the damage due to hail or fire exceeds the deductible established in the policy.

---

**905 Apple Fresh Fruit Quality Adjustment Option**

---

**A. Applicability**

The Apple Fresh Fruit Quality Adjustment Option:

- (1) applies only to additional coverage policies; and
- (2) applies to all apple acreage designated on the acreage report as grown for fresh apple production, unless the acreage is specifically excluded by the **AD**.

**B. Application, Cancellation, and Transfers**

The Apple Fresh Fruit Quality Adjustment Option must be elected on or before the SCD and is continuous.

Cancellation of the Apple Quality Adjustment Option must occur on or before the cancellation date of the applicable CP.

If the policy is transferred to a different AIP, a new option must be signed by the insured and submitted to the AIP on or before the applicable SCD.

**A. Availability and Applicability**

The Wheat or Barley WCE is available only in counties where the AD designate both a fall FPD and a spring FPD and the AD provide a premium rate for this coverage. The endorsement applies only to additional coverage policies. When elected, the WCE attaches to the Small Grains CP and provides coverage for fall seeded barley or wheat between the fall FPD and the spring FPD.

**B. Indemnity Payments**

Any indemnity paid under the Wheat or Barley WCE will be subject to any reduction in the BP for multiple crop benefits in the same crop year.

**C. Application, Cancellation, and Transfers**

The Wheat or Barley WCE must be elected on or before the fall SCD and is continuous.

Cancellation of the Wheat or Barley WCE must occur on or before the cancellation date of the applicable CP. Once the cancellation date has passed, the endorsement cannot be canceled or otherwise rendered ineffective by either the AIP or the insured for that crop year. If the policy is transferred to a different AIP, a new Wheat or Barley WCE must be signed by the insured and submitted to the AIP on or before the applicable SCD.

**D. Coverage**

Coverage begins the later of the date the application is accepted or the fall FPD. Coverage ends on the spring FPD in the SP.

**E. Notice of Damage**

Insureds must provide all notices of damages according to the policy but not later than the spring FPD provided in the SP.

**F. Options when Winter Wheat or Winter Barley is Damaged**

When any winter wheat or winter barley is damaged during the insurance period and at least 20 acres or 20 percent of the insured planted acreage in the unit, whichever is less, does not have an adequate stand to produce at least 90 percent of the production guarantee for the acreage, the insured may:

- (1) continue to care for the damaged crop, and coverage will continue under the terms of the BP, CP, and the Wheat or Barley WCE;
- (2) replant the acreage to an appropriate variety of the insured crop, provided it is practical to replant the acreage, and:
  - (a) receive a replanting payment according to the terms of the CP; and
  - (b) coverage will continue under the terms of the BP, CP, and the endorsement; or

**F. Options when Winter Wheat or Winter Barley is Damaged (Continued)**

- (3) destroy the remaining crop on such acreage, and an appraisal must be made to determine the amount of production to count for indemnity purposes under the CP.

When an insured elects to destroy the remaining crop, an appraisal of the crop's potential production is required prior to the destruction. Only the lower of the actual appraisal or the approved yield will be used for APH purposes. The insured may utilize the acreage for any purpose including planting and separately insuring spring barley, spring wheat, or any other crop.

**G. Replanting Winter Wheat or Winter Barley Acreage**

Winter wheat or winter barley for which a replant payment was made for planting to spring wheat or spring barley shall retain the winter wheat or winter barley approved yield and premium rate, provided it was not practical to replant a winter type of the insured crop. The acres and production are used for the winter wheat or winter barley APH.

Any winter wheat or winter barley acreage that is replanted to a spring type of the same crop when it was practical to replant the winter type will be insured as the spring type and the production guarantee, premium and price election applicable to the spring type will be used. The production and this acreage will be reported only on the spring type APH.

---

**907 Dry Pea WCO**

---

**A. Availability and Applicability**

The Dry Pea WCO provides coverage for fall seeded dry peas, lentils, and Austrian peas, (hereafter referred to as winter pea types,) between the fall **FPD** and the spring **FPD**. This option is available only in counties where the SP designate both fall and spring types and the **AD** provide a premium rate for the option. The Dry Pea WCO applies only to additional coverage policies.

When elected, the Dry Pea WCO attaches to the Dry Pea CP.

See Para. [1907C](#) for APH instructions relating to WCOs.

**B. Application, Cancellation, and Transfers**

The Dry Pea WCO must be elected on or before the SCD and is continuous.

Cancellation of the Dry Pea WCO must occur on or before the cancellation date of the CP. Once the cancellation date has passed, the endorsement cannot be canceled or otherwise rendered ineffective by either AIP or insured for that crop year.

If the policy is transferred to a different AIP, a new Dry Pea WCO must be signed by the insured and submitted to the AIP on or before the applicable SCD.

**C. Indemnity Payments**

Any indemnity paid under the Dry Pea WCO will be subject to any reduction contained in the BP for multiple crop benefits in the same crop year.

**D. Coverage**

Coverage begins the later of the date the application is accepted or the fall FPD. Coverage ends on the spring FPD shown in the SP.

**E. Notice of Damage**

Insureds must provide all notices of damages according to the policy but not later than 15 days after the spring FPD shown in the SP.

**F. Options When Winter Dry Peas are Damaged**

When any acreage of dry peas planted in the fall is damaged during the insurance period and at least 20 acres or 20 percent of the insured planted acreage in the unit, whichever is less, does not have an adequate stand to produce at least 90 percent of the production guarantee for the acreage, the insured may:

- (1) continue to care for the damaged crop, and coverage will continue under the terms of the BP, CP, and the Dry Pea WCO;
- (2) replant the acreage to an appropriate type of the insured dry peas, provided it is practical to replant the acreage, and:
  - (a) receive a replanting payment according to the terms of the CP;
  - (b) coverage will continue under the terms of the BP, CP, and the option; and
  - (c) the production guarantee for the fall-planted dry pea will remain in effect; or
- (3) destroy the remaining crop on such acreage, and an appraisal must be made to determine the amount of production to count for indemnity purposes under the CP.

When an insured elects to destroy the remaining crop, an appraisal of potential production is required prior to the destruction. Only the lower of the actual appraisal or the approved yield will be used for APH purposes. The insured may utilize the acreage for any purpose including planting and separately insuring any other crop, if insurance is available.

**G. Replanting Winter Dry Pea Acreage**

Winter Dry Pea acreage for which a replant payment was made for planting to a spring pea type shall retain the winter pea type approved yield and premium rate provided it was not practical to replant a winter pea type of the insured crop. The acres and production are used for the winter pea type APH.

**G. Replanting Winter Dry Pea Acreage (Continued)**

Any winter pea acreage that is replanted to a spring pea type when it was practical to replant the winter pea type will be insured as the spring pea type and the production guarantee, premium and price election applicable to the spring pea type will be used. The production and this acreage will be reported only on the spring pea type APH.

---

**908 Fresh Market Sweet Corn Minimum Value Option**

---

**A. Applicability**

The Fresh Market Sweet Corn Minimum Value Option provides, for claim purposes, a minimum value per container, as provided in the SP, which will be applied to any harvested production that is valued at less than the minimum value after subtracting the allowable cost. The Fresh Market Sweet Corn Minimum Value Option applies only to additional coverage policies.

Appraised production is valued at the minimum value price, while the harvested production will be valued at no less than the minimum value amount under the option, as applicable.

**B. Application, Cancellation, and Transfers**

The Fresh Market Sweet Corn Minimum Value Option must be elected on or before the SCD and is continuous.

Cancellation of the Fresh Market Sweet Corn Minimum Value Option must occur on or before the cancellation date **in** the CP.

If the policy is transferred to a different AIP, a new Fresh Market Sweet Corn Minimum Value Option must be signed by the insured and submitted to the AIP on or before the applicable SCD.

**C. Value of Harvested Production Not Sold by Direct Marketing**

The total value of harvested production that is not sold by direct marketing is determined by summing the result of:

- (1) multiplying the total number of all containers of sweet corn sold times the greater of:
  - (a) the average net value per container from all sweet corn sold; or
  - (b) minimum value option amount if such amount is provided in the SP; and
- (2) multiplying the total number of containers of marketable sweet corn not sold by the minimum value in the SP for the planting period.

Harvested production that is damaged or defective due to insurable causes and is not marketable will not be included as production.

**D. Value of Harvested Production Sold by Direct Marketing**

If all the requirements of insurability are met, the value of insurable production that is sold by direct marketing will be the greater of the:

- (1) actual value received by the insured for direct marketed production; or
- (2) dollar amount obtained by multiplying the total number of containers of sweet corn sold by direct marketing by the minimum value.

909 **Fresh Market Pepper Minimum Value Option**

---

**A. Applicability**

The Fresh Market Pepper Minimum Value Option provides insureds two options, Option I or Option II, for determining the total value of harvested production for fresh market peppers. The Fresh Market Pepper Minimum Value Option applies only to additional coverage policies.

**B. Application, Cancellation, and Transfers**

The Fresh Market Pepper Minimum Value Option must be elected on or before the SCD and is continuous.

Cancellation of the Fresh Market Pepper Minimum Value Option must occur on or before the cancellation date of the CP.

If the policy is transferred to a different AIP, a new Fresh Market Pepper Minimum Value Option must be signed by the insured and submitted to **the** AIP on or before the SCD.

**C. Value of Harvested Production Under Option I**

The total value of harvested production will be the sum of value of harvested production sold plus the value of the marketable production that is not sold.

The value for harvested production sold will be the dollar amount obtained from multiplying the number of boxes of peppers sold times the result of subtracting the allowable cost contained in the SP from the price received for each box of peppers. However, the result of subtracting the allowable cost contained in the SP from the price received for each box of peppers may not be less than the minimum value option price contained in SP for any box of peppers.

The value for marketable production not sold will be the dollar amount obtained by multiplying the number of boxes of such peppers on the unit by the minimum value shown on the SP for the planting period. Harvested production that is damaged or defective due to insurable causes and is not marketable will not be counted as production.

**D. Value of Harvested Production Under Option II**

The total value of harvested production will be determined the same as under Option I.



**A. Applicability**

The Fresh Market Tomato (Dollar Plan) Value Minimum Option permits insureds to select the Minimum Value Option for fresh market tomatoes. The Fresh Market Tomato (Dollar Plan) Minimum Value Option applies only to additional coverage policies.

**B. Application, Cancellation, and Transfers**

The Fresh Market Tomato (Dollar Plan) Minimum Value Option must be elected on or before the SCD and is continuous.

Cancellation of the Fresh Market Tomato (Dollar Plan) Minimum Value Option must occur on or before the cancellation date of the CP.

If the policy is transferred to a different AIP, a new Fresh Market Tomato (Dollar Plan) Minimum Value Option must be signed and submitted to **the** AIP on or before the SCD.

**C. Value of Harvested Production**

The total value of harvested production will be the sum of value of harvested production sold plus the value of the unsold harvested production.

The value for harvested production sold will be the dollar amount obtained from multiplying the number of cartons of fresh market tomatoes sold times the result of subtracting the allowable cost contained in the SP from the price received for each carton of fresh market tomatoes in the load. However, the result of subtracting the allowable cost contained in the SP from the price received for each carton of fresh market tomatoes sold may not be less than the minimum value option price contained in SP for any carton of tomatoes sold.

The value for unsold harvested production will be the dollar amount obtained by multiplying the number of cartons of such fresh market tomatoes on the unit by the minimum value shown on the SP for the planting period. Harvested production that is damaged or defective due to insurable causes and is not marketable will not be counted as production.

**911 Mint Winter Coverage Option**

---

**A. Applicability**

Mint WCO provides protection when any insured mint is damaged and does not meet the requirement of an adequate stand before the beginning of basic coverage. The Mint WCO applies only to additional coverage policies. When elected, all insurable acreage in the county will be insured under the Mint WCO.

New mint acreage planted during the WCO insurance period must be reported as uninsured unless there is an adequate stand by the date coverage begins. Coverage for such acreage will attach for the Spring Coverage insurance period if the acreage has an adequate stand on the applicable date for the Spring Coverage.

**B. Production Guarantee**

The Mint WCO provides a guarantee equal to 60 percent of the production guarantee determined under the CP.

**C. Application, Cancellation, and Transfers**

The Mint WCO must be elected on or before the fall SCD and is continuous.

Cancellation of the Mint WCO must occur on or before the cancellation date of the CP.

An underwriting/pre-acceptance inspection/self-certification report must be completed within a two-week period before coverage begins.

If the policy is transferred to a different AIP, a new Mint WCO must be signed by the insured and submitted to **the** AIP on or before the SCD.

**D. Insured Crop**

The crop insured under the Mint WCO will be all mint types in the county for which a premium rate is provided by the **AD**:

- (1) in which the insured has a share;
- (2) that are planted for harvest and distillation as mint oil;
- (3) that have an adequate stand on the date coverage begins; and
- (4) that has been:
  - (a) for the first crop year insured, inspected and accepted by the AIP not later than November 15;
  - (b) inspected and accepted by the AIP no later than November 15 for the crop year following the payment of an indemnity or a reported loss unless the AIP determined there was an adequate stand no later than November 15, in which case no inspection is required; or
  - (c) certified by the insured as having an adequate stand on the date coverage begins, unless an inspection is required according to the Mint WCO.

**E. Adequate Stand Determination**

- (1) The method used to determine adequate stand depends on the type of coverage selected by an insured, timing during the insurance period, and the existence of field rows. Adequate stand determinations are used for:
  - (a) pre-acceptance Inspections;
  - (b) required spot checks;

**E. Adequate Stand Determination (Continued)**

- (c) verification of stand during loss adjustment; or
  - (d) verification of self-certification reporting by the insured.
- (2) Determine the insurability of the acreage using minimum plant count per square foot or minimum percent stand stated in the SP.

(a) Fall Season mint without rows (WCO): When rows are not discernable, a grid is used to determine the percent of stand. The grid is placed over the sample area to be examined. Each grid area sampled contains 36 6-inch by 6-inch sectors. A sample consists of three consecutive grid frame counts totaling 27 square feet. The number of inadequate sectors is counted in each grid before it is repositioned.

- (i) Grid sectors with mint plants or live stolons are considered as having ground cover.
- (ii) Sectors with bare ground, no live plants, no live mint foliage, no live stolons, or only non-mint vegetation will be recorded as inadequate sectors.
- (iii) When all samples are evaluated, sum all inadequate sectors.
- (iv) Determine Percent of Ground Cover by:  $(\text{Total sectors} - \text{inadequate sectors}) \div \text{Total Sectors} = \text{Percent Ground Cover}$ ;

**Example:** Three samples are taken ( $3 \times 36$  sectors per grid  $\times 3$  grid frames = 324 total sectors). A total of 66 negative sectors were determined during the inspection.

The result is:  $324 \text{ sectors} - 66 \text{ negative sectors} = 258 \div 324 = 80 \text{ percent Ground Cover}$ .

(b) Fall Season mint in rows (WCO): Newly planted mint or mint with discernable field rows. Using a measuring tape and survey flags, measure a representative sample 25 feet long in the row to be evaluated. Examine the sample for skips in mint plants, foliage, or stolons.

- (i) Measure all skips two or more feet long that are void of live mint plants, foliage, or stolons.
- (ii) When all samples are evaluated, sum the number of row feet of skips.
- (iii) Determine Percent of Ground Cover by:  $(\text{Total feet measured} - \text{Feet of skips}) \div \text{Total feet measured} = \text{Percent Ground Cover}$ .

**E. Adequate Stand Determination (Continued)**

**Example:** 40 acres are inspected. 4 samples at 25 feet each are sampled. 24 feet of skips are recorded.

The result is: 4 samples × 25 feet/sample = 100 feet - 24 feet (skips) = 76 ÷ 100 feet total = 76 Percent Ground Cover.

For sample selection standards, refer to Para. [1913C](#).

**F. Mint WCO Payment**

- (1) A Mint WCO payment may be made only on acreage that had an adequate stand on the date that insurance attached if the:
  - (a) adequate stand was lost due to an insured cause of loss occurring within the Mint WCO insurance period; and
  - (b) acreage consists of at least 20 acres or 20 percent of the insurable planted acres in the unit.
- (2) Acreage for which a Mint WCO payment has been made:
  - (a) is no longer insurable under the CP for the current crop year; and
  - (b) will receive an amount of production of zero when computing the subsequent year's approved yield.

912 Northern Potato Policy Endorsements

---

**A. Availability**

The following endorsements are applicable to the Northern Potato CP.

- (1) Northern Potato Quality Endorsement.
- (2) Northern Potato Processing Quality Endorsement.
- (3) Certified Seed Endorsement.
- (4) Northern Potato Storage Coverage Endorsement.

All Northern Potato endorsements apply only to additional coverage policies.

Where premium rates for the endorsements are established in the **AD**, an insured may select any or all of the endorsements available in the county.

Premium is only applicable for planted acreage under these endorsements. Premium will not be charged on acres prevented from planting. See the PPSH for more information.

**A. Availability (Continued)**

**Exceptions:** The Certified Seed Endorsement is for acreage intended for seed and may not to be used in combination with any of the other endorsements.

The Northern Potato Quality Endorsement must be in place before the Northern Potato Processing Quality Endorsement can be elected.

**B. Application, Cancellation, and Transfers**

The endorsement must be elected on or before the SCD and is continuous.

Cancellation of the endorsement must occur on or before the cancellation date of the CP.

Cancellation of the Northern Potato Quality Endorsement will automatically result in cancellation of the Northern Potato Processing Quality Endorsement.

If the policy is transferred to a different AIP, a new endorsement must be signed by the insured and submitted to **the** AIP on or before the SCD.

**C. Northern Potato Quality Endorsement**

The Northern Potato Quality Endorsement provides an adjustment to production to count for potatoes not meeting applicable grade requirements due to:

- (1) internal defects, provided the number of potatoes with such defects are in excess of the tolerances allowed for U.S. No 2 grade potatoes on a lot basis and are not separable from undamaged production; or
- (2) other factors according to the Northern Potato Quality Endorsement.

The **AD** may provide U.S. No. 1 grade in place of U.S. No. 2 grade, as used in the Northern Potato Quality Endorsement. If both U.S. No. 1 and U.S. No. 2 grades are available in the **AD**, the insured may elect U.S. No. 1 or 2 by potato type or group, if separate types or groups are specified on the SP.

If both fresh and processing types are specified in the **AD**, the insured cannot elect the fresh type for any potatoes grown for processing or chipping.

**D. Northern Potato Processing Quality Endorsement**

The Northern Potato Processing Quality Endorsement attaches to and is made part of the Northern Potato CP and the Northern Potato Quality Endorsement. Insureds must have a Northern Potato Quality Endorsement in place before the Northern Potato Processing Quality Endorsement can be elected. To qualify for a quality reduction under the Northern Potato Processing Quality Endorsement, potatoes must:

- (1) fail to meet the applicable U.S. No. 2 grade requirements due to internal defects as long as the number of potatoes with such defects are in excess of the tolerance allowed for U.S. No. 2 grade potatoes;

**D. Northern Potato Processing Quality Endorsement (Continued)**

- (2) have a specific gravity lower than 1.074;
- (3) have a fry color of No. 3 or darker due to either sugar exceeding 10 percent or sugar ends exceeding 19 percent; or
- (4) have an Agtron rating lower than 58.

The AD may provide U.S. No. 1 grade in place of U.S. No. 2 grade, as used under the Northern Potato Processing Quality Endorsement. If both U.S. No. 1 and U.S. No. 2 grades are available in the AD, the insured may elect U.S. No. 1 or 2 by potato type or group, if separate types or groups are specified on the SP.

When both fresh and processing types are specified in the AD, the fresh type cannot be elected for any potatoes grown for processing or chipping, unless as indicated in the processing endorsement for production not covered by contract such as a stated amount of production.

**E. Percentage Factors (PF)**

Marketing records or records determined at the time of harvest prior to potatoes being placed in storage must indicate the percentage of potatoes grading U.S. No. 2 or better, or as otherwise specified in the AD.

The PF, as provided on the Northern Potato Quality Endorsement, will be based on the actual average percentage (AAP) of potatoes grading U.S. No. 2 or better, or as otherwise specified on the AD, as determined from the insured's records if four or more years, not to exceed 10 years, of acceptable records are available. If less than four years of acceptable records are available, the percentage factor will be calculated as follows:

YEAR'S ACTUAL PERCENTAGE RECORDS	AAP	*DP	PF
0	(0 AAP)	(4 DP) ÷	4 = PF
1	(1 AAP)	(3 DP) ÷	4 = PF
2	(2 AAP)	(2 DP) ÷	4 = PF
3	(3 AAP)	(1 DP) ÷	4 = PF

\* The DP is the grade percentages by group, fresh market or processing, type, and grade number(s), as applicable, from the AD.

AAPs must be submitted and certified according to APH procedures. Failure to provide AAPs will result in the use of the default percentage (DP) for the endorsement. Use of loss records showing the percentage of potatoes meeting the grade designations stated above must be used as an actual year of records for any year in which the AIP determines the percentage of potatoes meeting the stated grades.

The following is an example of when AAPs are not provided for the most recent year.

## E. Percentage Factors (PF) (Continued)

Crop year:	2025	Practice:	IRR (002)		Unit No.:	0001-0000	
Crop:	Potatoes (0084)	Type:	Group A (161)		Other QA		
Crop Year	Total Production	Acres	Average CWT	Fresh #1's	Fresh # 2>	Process #1's	Process #2's>
2015	42,800	128.6	A333	AAP-60	AAP-76		
2016	49,900	130.3	A383	AAP-73	AAP-82		
2017	30,800	128.6	A240	AAP-56	AAP-68		
2018	33,800	102.3	A330	AAP-63	AAP-72		
2019	51,200	130.3	A393	AAP-58	AAP-67		
2020	44,300	136.4	A325	AAP-62	AAP-78		
2021	42,400	128.6	A330	AAP-64	AAP-72		
2022	26,800	132.4	A202	AAP-53	AAP-78		
2023	42,100	130.4	A323	AAP-62	AAP73		
2024	55,500	135.8	A409	DP-60	DP-75		
		<b>Total:</b>	3,268	611	741		
		<b>T-Yield:</b>	327.0				
		<b>Average Yield:</b>	327.0				
		<b>Approved Yield:</b>	327.0	PF-61	PF-74		
		<b>Prior Yield:</b>	319.0	PF-60	PF-73		

## F. Certified Seed Endorsement

Availability of the Certified Seed Endorsement is limited to counties with certified seed potato rates published in the AD. To qualify for the Certified Seed Endorsement an insured must provide acceptable records of their certified seed potato acreage and production for the previous three years.

**F. Certified Seed Endorsement (Continued)**

The certified seed production guarantee per-acre will be the per-acre production guarantee used to cover the same acreage under the Northern Potato CP. All potatoes insured for certified seed production must be produced and managed according to the regulations, standards, practices, and procedures required for certification under the potato certified seed program. The determination of certified seed must be made by a certified seed inspector.

Unless a WA provides otherwise, if the total amount of insurable certified seed acreage the insured has for the current crop year is greater than 125 percent of the insured's average number of acres entered into and passing certification in the potato certified seed program in the three previous calendar years, the certified seed production guarantee for each unit will be reduced. Determine the reduction according to the following table.

Step	Action
1	Multiply the average number of the insured's acres entered into and passing certification in the potato certified seed program the 3 previous calendar years times 1.25.
2	Divide the result of step 1 by the number of acres grown by the insured for certified seed in the current crop year. If the result is greater than 1.0, enter 1.0 as the result.
3	Multiply the result of step 2 by the production guarantee for certified seed for the current crop year.

**G. Northern Potato Storage Coverage Endorsement**

All potato production insured under the Northern Potato CP must be insured under the Northern Potato Storage Coverage Endorsement unless the SP allow certain potato varieties, types, or groups to be excluded from the endorsement. Potato production grown under a contract that requires the production to be delivered to a buyer within three days of harvest will not be insured under the Northern Potato Storage Coverage Endorsement.

When such contract requires delivery of a stated amount of production, rather than all of the production from a stated amount of acres, the number of acres not insured under the endorsement will be determined by dividing the stated amount of production by the approved yield for the acreage.

The extended coverage provided by the Northern Potato Storage Coverage Endorsement is applicable only if insured potatoes are damaged within the insurance period by an insured cause of loss other than freeze that later results in:

- (1) tuber rot to the extent that 5.1 percent, by weight, or more of the insured production is affected;
- (2) certain internal defects, as provided in the Northern Potato Storage Coverage Endorsement, but only if the insured also elected the Northern Potato Quality Endorsement; or



**G. Northern Potato Storage Coverage Endorsement (Continued)**

- (3) the potatoes failing to meet standards, as provided in the Northern Potato Storage Coverage Endorsement, but only if the insured also elected the Northern Potato Processing Quality Endorsement.

913 Fresh Pear Quality Adjustment Endorsement

---

**A. Applicability**

The Fresh Pear Quality Adjustment Endorsement provides a quality adjustment provision for pears located in a state designated for pear insurance and for which a premium rate for the endorsement is provided.

**B. Application, Cancellation, and Transfers**

The Fresh Pear Quality Adjustment Endorsement must be elected on or before the SCD and is continuous.

Cancellation of the Fresh Pear Quality Adjustment Endorsement must occur on or before the cancellation date of the CP.

If the policy is transferred to a different AIP, a new Fresh Pear Quality Adjustment Endorsement must be signed by the insured and submitted to **the** AIP on or before the SCD.

**C. Damaged Production**

When the fresh pear production is damaged by an insured cause of loss, and if 11 percent or more of the harvested and appraised production does not grade at least U.S. No. 1 according to the applicable United States Standards for Grade of summer and fall, or U.S. Standards for Grades of winter pears, as applicable, the amount of production to count will be reduced as follows:

- (1) 2 percent for each full 1 percent in excess of 10 percent, when 11 percent through 60 percent of the pears fail the grade standard.
- (2) 100 percent when more than 60 percent of the pears fail the grade standard.
- (3) If the insured sells more fresh pear production as U.S. Number 1 or better than the quantity of pears determined to grade U.S. Number 1 or better in the appraisal, the quantity of such sold production exceeding the amount determined to grade U.S. Number 1 or better in the appraisal will be included as production to count.

The Fresh Pear Quality Adjustment Endorsement applies only to additional coverage plans. Election of CAT coverage for any crop year after the endorsement is effective will be considered as notice of cancellation of the endorsement.

**A. Applicability**

The Table Grape Protective Cover Option is applicable for late harvest table grapes in California if the option is available in the AD. Table grapes are considered late harvest if the end of insurance date is October 31, or later.

The Table Grape Protective Cover Option is considered a premium rate discount and is not an extension to the coverage available; therefore, the option is available for CAT coverage.

**B. Application, Cancellation, and Transfers**

The Table Grape Protective Cover Option must be elected on or before the ARD and is continuous.

Cancellation of the Table Grape Protective Cover Option must occur on or before the cancellation date of the CP.

If the policy is transferred to a different AIP, a new Table Grape Protective Cover Option must be signed by the insured and submitted to the AIP on or before the ARD.

**C. Coverage**

The Table Grape Protective Cover Option applies to all acreage of the insured crop that is adequately protected by a plastic cover. Adequate protection means the placement of a plastic film cover over the grape vines starting at one end of the trellis and continuing uninterrupted to the other end, securely tied down.

The indemnity for the unit will be reduced by the percentage of premium reduction allowed for the option if protection was not properly utilized or not properly reported at any time.

The insured must, when requested, provide records showing the purchase of protection materials for acreage on which the protection was applied.

---

**915 Contract Price Option**

---

**A. General Information**

The contract price may apply to insured crops grown under contract with a buyer, executed on or before the ARD and in effect for the crop year, when authorized in the AD. Any criteria contained in a specific CP, SP, or CPA will take precedence over these general procedures in this paragraph (e.g., contract seed beans).

When use of the contract price is authorized and the contract is a written legal agreement executed between the insured and the buyer or processor, the contract must contain at a minimum:

- (1) the insured's commitment to produce the crop and sell an insurable crop to the buyer or processor;

**A. General Information (Continued)**

- (2) the buyer or processor's commitment to purchase the production stated in the contract at the contract price;
- (3) the specific crop, type, or variety, which must be insurable under the policy;
- (4) the amount of production or a statement that the buyer or processor will accept all production from a specified number of acres; and
- (5) the contract price or a method to determine the contract price.

**B. Applicability**

The use of the contract price may be authorized by the CP, SP, or CPA. Contract price may be available by P/T and is identified by the "CP" option code. The CPA is available where the AD specify the availability of contract price, and the contract price is not available by the CP or SP. For more information regarding availability see <https://www.rma.usda.gov/en/Fact-Sheets/National-Fact-Sheets/Contract-Price-Eligibility-by-Commodity>.

If the contract price option is elected, a copy of the contract must be provided to the AIP by the ARD. Failure to provide the contract by the ARD will result in the price defaulting to the applicable projected price, harvest price, or price election for the insurance plan. \*\*\*

Each projected price or price election, as determined in Subpara. E, is limited to the maximum contract price. The maximum contract price is determined by multiplying the projected price or price election, as applicable, by the maximum contract price factor contained in the AD.

**C. Application, Cancellation, and Transfers**

The contract price option must be elected on or before the SCD and is continuous.

Cancellation of the contract price option must occur on or before the cancellation date.

If the policy is transferred to a different AIP, a new contract price option must be elected by the insured and submitted to the AIP on or before the SCD.

**D. Determining Number of Acres Under Contract**

The contract price, when elected, is applicable to all contracted acreage. If the insured acreage exceeds the contracted acreage, then all acreage will be insured at a weighted average price of contracted and non-contracted acreage. See Subpara. E(4).

**Note:** For crops that only use a contract price, see the applicable CP or SP for overplant factors that may apply.

- (1) For an acreage-based contract, the acres under contract will be the lesser of:
  - (a) insured acres (planted and PP acreage); or

**D. Determining Number of Acres Under Contract (Continued)**

- (b) number of acres specified in the contract.
- (2) For a production-based contract, the acres under contract will be lesser of:
  - (a) the number of acres determined by dividing the production stated in the contract by the approved yield; or
  - (b) insured acres (planted and PP acreage).
- (3) For a combination acreage/production-based contract that specifies a maximum number of acres, the acres under contract will be the lesser of:
  - (a) the number of acres determined by dividing the production stated in the contract by the approved yield;
  - (b) insured acres (planted and PP acreage); or
  - (c) number of acres specified in the contract.

**E. Determining Contract Price**

The contract price is the price contained in the contract without regard to incentives or discounts. When determining the contract price, the base price is the price that results from a specified calculation method in a contract. The premium amount is the added price above the base price for planned production and is not an incentive that is related to the performance of the crop production, such as quality, timing, etc.

- (1) For YP or APH plans of insurance, the projected price or price election, as applicable, will be:
  - (a) when the contract provides a fixed price for the contracted production, the contract price; or
  - (b) when the contract provides for a premium amount over a base price to be determined and:
    - (i) the base price is set on or before the ARD, the contract price; or
    - (ii) the base price is not set until after the ARD, the result of adding the premium amount to the applicable projected price or price election.

**Example:** The contract specifies the price is \$2/unit of measure (e.g., bushel, pound, etc.) over a base price. The base price is determined after the ARD. The price election is \$10/unit of measure if the CPA was not elected. Under CPA the price election is \$12/unit of measure (\$10 + \$2).

## E. Determining Contract Price (Continued)

(2) For RP:

(a) if the contract provides a fixed price for the contracted production:

(i) the projected price is the contract price.

**Example:** The contract specifies a price for contracted production of \$10/unit of measure. The projected price contained in the AD is \$6/unit of measure if the CPA was not elected. Under the CPA, the projected price is \$10/unit of measure, which is the contract price.

(ii) the harvest price will be the result of the applicable projected price contained in the AD subtracted from the contract price and the difference added to the applicable harvest price released by RMA.

**Example:** The contract specifies a price for contracted production of \$10/unit of measure. The projected price contained in the AD is \$6/unit of measure if the CPA was not elected. The harvest price is \$5/unit of measure, released by RMA. Under the CPA, the harvest price is \$9/unit of measure (\$10 - \$6 + \$5).

(b) if the contract provides for a premium amount over a base price that is set by the ARD, the contract is considered to be a fixed price contract, and projected, and harvest prices will be calculated as shown in Subpara. E(2)(a).

(c) if the contract provides for a premium amount over a base price that is not set until after the ARD:

(i) the projected price is the result of adding the premium amount to the applicable projected price contained in the AD.

**Example:** The contract specifies premium of \$4/unit of measure over the base price as the price for contracted production. The base price will be determined after the ARD. The projected price contained in the AD is \$7/unit of measure. Under the CPA, the projected price is \$11/unit of measure (\$7 + \$4).

(ii) the harvest price is the result from adding the premium amount to the applicable harvest price released by RMA.

**E. Determining Contract Price (Continued)**

**Example:** The contract specifies premium of \$4/unit of measure over the base price as the price for contracted production. The base price will be determined after the ARD. The harvest price released by RMA is \$8/unit of measure. Under the CPA the harvest price will be \$12/unit of measure (\$8 + \$4).

- (3) If there is more than one contract price for the crop, the projected price or price election, as applicable, is calculated by:
- (a) multiplying the acreage for each contract, as determined in Subpara. D, by the contract price, as determined in Subpara. E(1) or E(2), as applicable; and
  - (b) dividing the results by the total acres of all the contracts.

**Note:** Each contract price is limited to the maximum contract price.

- (4) The weighted average price of contracted and non-contracted acreage for the crop/P/T is calculated according to the following table:

Step	Action
1	Multiply the contracted acreage, as determined in Subpara. D, by the contract price, as determined in Subpara. E(1) or E(2), as applicable. Each contract price is limited to the maximum contract price.
2	Multiply the non-contracted acreage by the price contained in the AD or determined by the policy.
3	Add the result of step 1 and step 2.
4	Divide the result of step 3 by the total insured acres of the crop, planted and prevented planted acreage.

**F. Proration of Contracted Unit of Measure When Contract Price is Elected in Multiple Counties**

The contracted bushels must be prorated to the appropriate counties when the contract(s) specifies total bushels from acreage planted in more than one county and the contract price is elected in multiple counties. The following table provides instructions for prorating the contracted bushels to multiple counties.

**F. Proration of Contracted Unit of Measure When Contract Price is Elected in ... (Continued)**

Step	Action
1	For each county, multiply the acres planted to the contracted crop/P/T times the approved yield. For multiple APH database, multiply acres planted in each APH database by the applicable approved yield.
2	Sum the result for each county.
3	Sum each applicable county to determine the total bushels.
4	Divide the result of step 2 for each applicable county by the result of step 3 to determine the proration factor for that county. Round the result to three decimals.
5	Prorate the contracted bushels to each applicable county by multiplying the total contracted bushels times the result of step 4 for each applicable county.

After prorating the contracted bushels to each county, determine the contract price according to Subpara. E.

**916 SCO Endorsement General Information and Requirements****A. General Information**

The SCO Endorsement guarantee is established using information from the underlying policy. Since there are no units for SCO, policy protection is based on all planted acreage of the crop in the county insured by the underlying policy excluding acreage insured under STAX, see Para. [916M](#), or acreage/FN(s) when ARC has been elected for the acreage/FN(s) of the crop, see Para. [916J](#). If there are multiple coverage levels, types, or practices for the insured crop in the county, the SCO supplemental protection will be determined separately for acreage insured at each coverage level, type, and practice.

Since the SCO supplemental protection is based on the underlying policy, any premium and/or indemnity reduction made on the underlying policy will apply to the SCO Endorsement. For example, when the underlying policy premium and indemnity is reduced due to first and second insured crop limitations, (see Para. [1223A](#) and [B](#)) the protection under the endorsement will similarly be reduced. The SCO Endorsement must be purchased from the same AIP as the underlying policy.

**B. Endorsement Availability**

The SCO Endorsement is available when provided in the [AD](#).

**C. Eligibility Requirements**

To be eligible for the SCO Endorsement, the insured must:

- (1) have an insurance policy under the CCIP and the applicable CP (referred to as the underlying policy);
- (2) elect the SCO Endorsement on or before the SCD for the underlying crop policy; and
- (3) comply with all terms and conditions of the SCO Endorsement.

**D. Coverage Percentage**

The insured may choose a coverage percentage from 50 percent to 100 percent, with 100 percent being the default coverage percentage if unspecified by the insured.

**E. SCO Plans of Insurance**

When elected, the SCO Endorsement establishes a separate plan code for the SCO Endorsement coverage for IT processing purposes only. The SCO Endorsement has three plan of insurance codes which are based on the underlying policy's plan of insurance. The table below provides the applicable SCO Endorsement plan of insurance codes based on underlying policy's plan of insurance.

Underlying Policy Plan of Insurance Code	SCO Endorsement Plan of Insurance Code
YP - 01	31
RP - 02	32
RP-HPE - 03	33
Yield Based Dollar Amount of Insurance - 55	31
APH - 90	31

**Example:** If the insured has elected the SCO Endorsement and has Yield Protection 01 for their underlying policy, the insured's policy would be submitted to RMA as the SCO Endorsement plan of insurance code 31.

Although the SCO Endorsement creates an insurance plan for processing to RMA, the **AD** identify SCO Endorsement availability as additional tabs, for the underlying policy's plan of insurance, in the **AD**.

**F. Continuous Endorsement**

The SCO Endorsement is a continuous endorsement and will remain in effect until canceled by the insured or the AIP on or before the cancellation date.



**G. Cancellation or Policy Change**

- (1) If the insured's underlying policy for the crop is canceled or terminated, coverage under the SCO Endorsement is automatically canceled.
- (2) Other changes made to the underlying policy do not cancel the SCO Endorsement. The SCO Endorsement will provide supplemental coverage based on the changes to the coverage level or plan of insurance of the underlying policy.

**Example:** The insured changes their coverage level on their underlying policy from 80 percent to 70 percent. Their SCO Endorsement coverage will change from covering 80 to 86 percent to covering 70 to 86 percent, increasing SCO coverage from 6 percent to 16 percent.

**H. Written Agreements**

- (1) A WA to add the SCO Endorsement to an underlying policy when the SCO Endorsement is not provided in the **AD** for the crop/county/P/T is not authorized.

**Example:** The insured has an **XC** WA (which allows insurance for a crop when insurance is not available in that county for that crop) for corn, which references another state/county where the SCO Endorsement is available. SCO does not apply to the county where the XC insurance offer was issued because SCO is only available in counties where it is listed in the **AD**.

- (2) If the SCO Endorsement is available in the **AD** for the crop/county/P/T where the crop is physically located, the SCO Endorsement may be elected when a WA applies to the underlying policy.

**Example:** The insured has a **HR** WA on their underlying policy for the crop/county/P/T and the SCO endorsement is available for the crop/county/P/T. Since the SCO Endorsement is available for the crop/county/P/T, the WA is applicable to the SCO Endorsement.

**I. Impact of High-Risk Land**

- (1) High-risk acreage insured by the underlying additional coverage policy (base policy), see Para. 903A(2)(a), is insured under SCO.
- (2) Any high-risk acreage excluded from coverage under the base policy (see [Para. 903A\(1\)\(a\)](#)) will not be insured under SCO.
- (3) If the high-risk acreage is insured under a CAT policy (see Para. 903A(1)(b)) the insured may elect to insure their high-risk acreage under the SCO Endorsement.

**I. Impact of High-Risk Land (Continued)**

- (4) When high-risk acreage is insured under a separate additional coverage policy (high-risk policy) if available in the AD (see Para. [903A](#)(1)(c)), the SCO Endorsement must be elected on the high-risk policy when the insured elects the SCO Endorsement on their base policy.

**J. Impact of Agriculture Risk Coverage Program (ARC)**

ARC is a program administered by the FSA. ARC is elected on an FSA crop/FN basis and SCO is elected on a crop/county basis. Benefits cannot be received for both ARC and SCO on the same acreage/FN(s) of the crop. If these elections have been made, the insured is required to report which acreage/FN(s) of the crop are covered under the SCO Endorsement and which acreage/FN(s) of the crop have elected ARC. If ARC has been elected on the acreage/FN(s) the same acreage/FN(s) of the crop are ineligible for SCO coverage regardless, of ARC enrollment status. See Para. [917B](#) for more information.

**K. Impact of Native Sod Acreage**

The native sod acreage premium subsidy reduction of 50 percentage points less than the premium assistance identified in the AD is applicable to the SCO Endorsement premium.

**L. Underlying Policy Requirements**

The SCO Endorsement can only be elected if the insured has an underlying policy insured under the CCIP with the same AIP as the underlying policy. The SCO Endorsement is not available with ARPI.

**M. SCO and Stacked Income Protection Policy (STAX)**

The insured may elect both the SCO Endorsement and STAX for upland cotton if they meet the eligibility requirements of both programs. However, the insured cannot insure the same acreage under both the SCO Endorsement and STAX.

If the insured has elected both the SCO Endorsement and STAX, then the upland cotton must be insured under the CCIP. If the underlying policy is ARPI or a standalone STAX policy, the SCO Endorsement is not available for the insured's upland cotton.

No later than the STAX SCD, the insured must designate which acres of upland cotton in the county will be covered by STAX and which acres will be covered by SCO:

- (1) The insured must provide a production report for the CCIP policy for the preceding year by the STAX SCD. The production report will be used by the AIP to establish the insured's CCIP APH database(s).

**M. SCO and Stacked Income Protection Policy (STAX) (Continued)**

- (a) The insured must designate the acreage for SCO and STAX coverage by identifying whether SCO or STAX applies to each CCIP APH database. AIPs will capture the insured's designation by plan codes 31, 32, or 33 for SCO and plan codes 35 or 36 for STAX (see STAX Standards Handbook for explanation of STAX plan codes) in the "Other" field of the APH database.

Although an insured's signature is not normally required on an APH database, the insured must sign and date the APH database(s) certification and the AIP must include the Document and Supplemental Standards Handbook required statements on the APH database(s) certification.

**Note:** An APH database cannot be established lower than the optional unit/practice/type, unless one of the exceptions provided in Para. [1505B](#) applies.

- (b) An insured is allowed to recertify their production history and the AIP may update the CCIP APH database(s) through the CCIP production reporting date. However, the designation for each APH database as SCO or STAX coverage must not be changed after the SCD.
- (2) The insured may identify on the STAX Application whether SCO or STAX coverage applies to any acreage added to the operation that requires a new CCIP APH database. If no designation is made, the acreage is covered under SCO.

**N. Duplicate Policy Exceptions**

The SCO Endorsement is not considered a duplicate policy when available on the [AD](#).

**O. Uninsured Causes of Loss**

Indemnities will not be paid on acreage that has been determined to have been solely damaged by causes of loss not covered by the underlying policy.

---

**917 SCO Endorsement Acreage Reporting**

---

**A. Acreage Reporting Requirements for SCO**

Because the SCO Endorsement uses the underlying policy's acreage report, an insured is not required to submit an additional acreage report for the SCO Endorsement.

**Exception:** Additional information is required when an insured elects the SCO Endorsement and ARC in a county for a crop on an FSA FN(s).

The AIP must determine protection provided under the SCO Endorsement, by coverage level, type and practice when applicable. The Summary of Coverage/Schedule of Insurance must provide the protection, premium and administrative fee for the SCO Endorsement.

**B. Acreage Reporting Requirements When Both SCO and ARC Are Applicable**

When an insured has elected the SCO Endorsement in a county for the crop and has a share in any acreage in the county for which ARC has been elected for the crop, or will be elected for the crop, the insured is required to report which acreage/FN(s) for the crop are under the SCO Endorsement and which acreage/FN(s) for the crop are under ARC or will be under ARC. The same crop cannot have both the SCO Endorsement and ARC on the same acreage/FN(s). If ARC has been elected on the acreage/FN(s) the same acreage/FN(s) of the crop are ineligible for SCO coverage regardless of ARC enrollment status.

- (1) The insured's acreage report must:
- (a) identify which acreage/FN(s) of the crop is covered by ARC by reporting all acreage of the crop by FSA farm/tract/field number by the **ARD**;
  - (b) identify acreage/FN(s) of the crop covered under ARC with the acreage type of "J," ineligible SCO acres due to ARC election; and
  - (c) identify acreage that the insured intends to elect ARC, if the ARC election date is later than the **ARD**.

**Example:** The insured has elected the SCO Endorsement for soybeans in the county and ARC was elected on FN 1234 and 4512 for soybeans in the county. Because both the SCO Endorsement and ARC were elected for soybeans in the same county, all soybean acreage must be identified by farm/tract/field on the acreage report. Additionally, soybean acreage on FN 1234 and 4512 must be identified with the acreage type of "J."

Crop Year	Crop	Unit Number	FSA FN/Tract/Fields	Acres	Acreage Type
2025	Soybeans	0001-0001 OU	1234-54321-01	20.0	J
2025	Soybeans	0001-0001 OU	1234-54321-02	15.5	J
2025	Soybeans	0001-0002 OU	1234-67891-01	44.0	J
2025	Soybeans	0002-0001 OU	6789-12345-01	80.0	
2025	Soybeans	0002-0002 OU	6789-54321-03	60.0	
2025	Soybeans	0003-0001 OU	4512-66779-02	55.0	J
2025	Soybeans	0003-0001 OU	4512-54776-01	120.0	J

- (2) If an insured fails to correctly identify acreage/FSA FN(s) of the crop covered under ARC on their acreage report, they must revise their acreage report to identify the correct acreage/FSA FN(s). The insured has until the premium billing date to submit a revised acreage report.
- (3) In addition to any other penalties for incorrect reporting, if the insured has incorrectly reported any information required in (1) above and the correct information results in:

**B. Acreage Reporting Requirements When Both SCO and ARC Are Applicable (Continued)**

- (a) Acreage that is insurable under the SCO Endorsement that was reported as uninsurable, coverage under the SCO Endorsement will not be provided for such acreage;
- (b) Acreage that is uninsurable under the SCO Endorsement that was reported as insurable, the SCO Endorsement for the acreage of the insured crop on a FN where ARC has been elected will be revised, no indemnity will be payable, and the insured is required to pay 60 percent of the premium due; and
- (c) Acreage/FN(s) that had both the SCO Endorsement and ARC elected for the crop, that acreage/FN(s) with both elections will be ineligible for the SCO Endorsement in current crop year.

---

**918 SCO Endorsement Determining Supplemental Protection and Indemnity**

---

**A. Supplemental Protection**

To calculate the supplemental protection for all planted acres of the crop in the county with the same coverage level, type, and practice:

- (1) Determine the insured's supplemental coverage range by subtracting the coverage level of the insured's underlying policy from the area loss trigger of 86 percent.
- (2) Divide the liability of the underlying policy by the coverage level of the underlying policy to determine the expected crop value. When the underlying policy is RP, the expected crop value may go up at the time of harvest.
- (3) Multiply the supplemental coverage range from (1) by the expected crop value from (2) and by the coverage percentage selected by the insured to determine the supplemental protection provided by SCO.

If there are multiple coverage levels, types, or practices for the insured crop in the county, the insured's supplemental protection will be determined separately for the acres at each coverage level, type, and practice.

**B. Indemnity**

An indemnity will be due under the SCO Endorsement if:

- (1) For RP underlying policies, the final area revenue is less than the expected area yield multiplied by the higher of the projected price or harvest price and by the area loss trigger. The payment factor for RP underlying policies for each coverage level, type, and practice is calculated as follows:
  - (a) multiplying the expected area yield by the higher of the projected price or harvest price;

**B. Indemnity (Continued)**

- (b) dividing the final area revenue by the result of (a);
  - (c) subtracting the percent from (b) from the area loss trigger; and
  - (d) dividing (c) by the supplemental coverage range to determine the payment factor.
- (2) For RP-HPE underlying policies, the final area revenue is less than the expected area revenue multiplied by the area loss trigger. The payment factor for RP-HPE underlying policies for each coverage level, type, and practice is calculated as follows:
  - (a) dividing the final area revenue by the expected area revenue;
  - (b) subtracting the percent from (a) from the area loss trigger; and
  - (c) dividing (b) by the supplemental coverage range to determine the payment factor.
- (3) For all other underlying policies, the final area yield is less than the expected area yield multiplied by the area loss trigger. The payment factor for all other underlying policies for each coverage level, type, and practice is calculated as follows:
  - (a) dividing the final area yield by the expected area yield;
  - (b) subtracting the percent from (a) from the area loss trigger; and
  - (c) dividing (b) by the supplemental coverage range to determine the payment factor.
- (4) All payment factors are limited to a maximum of 1.000.
- (5) Indemnity is calculated by multiplying the supplemental protection by the payment factor for each coverage level, type, and practice. Indemnities will be calculated and paid under the SCO Endorsement within 30 days after final area yield and revenue has been released.

**A. General Information**

The MCEU Endorsement allows an insured to combine insured crop acreage of an insured crop, by irrigation practice, if applicable, in two contiguous counties into one Enterprise Unit (EU), referred to as a MCEU. MCEU is not available for EUs by organic and non-organic practices, FAC and/or NFAC cropping practices, or EU by type. The contiguous counties that form a MCEU must be in the same State. To qualify for a MCEU, the acreage on one county policy (the primary county) must individually qualify for the type of EU election the insured has selected to apply to the MCEU. For example, one EU for the crop/county policy or one EU for all irrigated practices for the crop/county policy and/or one EU for all non-irrigated practices for the crop/county policy. The acreage in the contiguous county (the secondary county) to be combined with the primary county must not qualify for the EU election the insured elected for the primary county. Insureds may have multiple MCEUs for a crop and/or by irrigation practice.

Electing the MCEU does not combine crop/county policies. Premium, along with the guarantee and liability, will be calculated separately for each county policy in the MCEU based on the acres physically located in each county using the AD for that county. However, the total insured planted acres of the MCEU will be used to determine the appropriate EU discount factor contained in the AD that will apply to each county in the MCEU. The EU discount factor applies to planted and PP acres when determining premium. Replanting, PP, and claims for indemnities will be determined and paid, if applicable, at the MCEU level.

**B. MCEU Election**

The insured must, on or before the earliest SCD of the counties in a MCEU, on an Application or Policy Change Form, elect:

- (1) the MCEU option (option code "MC");

**Note:** For crops/counties with a fall or winter SCD and a spring SCD specified in the AD, the MCEU election may be changed on or before the spring SCD if there is no insured fall-planted acreage of the insured crop.

- (2) the EU structure code; and

**B. MCEU Election (Continued)**

- (3) EU by irrigation practice (EU unit structure with option code “EI”), if applicable, and they want EU by irrigation practice. If the insured does not separately designate which irrigation practice they want the EI option code to apply to, it will apply to both irrigation practices, resulting in one EU for all irrigated practices and one EU for all non-irrigated practices.

**Notes:** MCEU is not available for EUs by cropping practice or type (option codes EC and ET respectively).

If the insured elected EU with the EI option code for both irrigation practices and it is discovered on or before the ARD that the insured does not qualify for both, MCEU will still apply if the insured elects an EU on a crop/county basis or EU on one irrigation practice and OU/BU on the other irrigation practice, and all MCEU requirements are met.

**C. MCEU Availability**

- (1) The MCEU Endorsement is available when provided in the [AD](#).
- (2) MCEUs are only available on additional coverage policies insured under the CCIP and the applicable CP for crops:
- (a) for which revenue protection is available, regardless of whether yield protection or revenue protection is elected; and
  - (b) for which revenue protection is not available, if authorized by the SP.

**D. Continuous Endorsement**

The MCEU Endorsement is a continuous endorsement and will remain in effect until canceled by the insured or the AIP on or before the earliest applicable cancellation date.

**E. MCEU Designation**

The insured may have more than one MCEU.

- (1) To be part of a MCEU:
- (a) Both counties must be contiguous. RMA will determine which counties are contiguous and make this information available in the [AD](#);
  - (b) There must be planted insurable acreage of the insured crop in each county or by irrigation practice if applicable;
  - (c) The policies for the insured crop in each county must have identical elections for:
    - (i) Multi-county enterprise units;



**E. MCEU Designation (Continued)**

- (ii) Insurance plan;
  - (iii) Coverage level, by irrigation practice if applicable;
  - (iv) EU unit structure code; and
  - (v) EU by irrigation practice (EI option code), if applicable. This is only applicable when there is a MCEU by irrigation practice; and
- (d) Both county crop policies within the MCEU must be written with the same AIP.
- (2) The insured must designate the primary and secondary county for each MCEU on or before the earliest ARD for the crop year. If the primary and secondary counties are not designated by the earliest ARD for a crop year, then the MCEU will not apply for that crop year. [See G](#) below for correcting unit structure if MCEU doesn't apply or the designated primary and secondary counties do not meet MCEU qualifications.
- (3) If the insured elected EU by irrigation practice (EI option code), MCEUs will be determined separately for each practice.
  - (a) The insurance plan and coverage level must be identical for the irrigation practice in each county of the MCEU.
  - (b) A county may be part of one MCEU for all irrigated practices and a different MCEU for all non-irrigated practices.
 

**Example:** Irrigated corn in County B may be in a MCEU with County A and non-irrigated corn in County B may be in a MCEU with County C.
  - (c) A county with an enterprise unit for one irrigation practice (EI option code) and a different unit structure elected for the other irrigation practice may only qualify for a MCEU on the irrigation practice for which **the** enterprise unit (EI option code) was elected.
- (4) The insured may have more than one MCEU for the insured crop, by irrigation practice if applicable, provided the counties in each MCEU meet the MCEU qualifications.
 

**Example:** An insured has corn policies in Counties A, B, C, D, and E. Corn in County B may be in a MCEU with County C and corn in County D may be in a MCEU with County E, provided the counties in each MCEU meet the MCEU qualifications.

**E. MCEU Designation (Continued)**

- (5) If a county is contiguous to more than one county which is designated as a primary county, it may only be designated as a secondary county for one primary county, or as a secondary county for one primary county for an irrigation practice if the insured has elected an EU for an irrigation practice (EI option code).

**Example 1: County A - Primary County**

**County B - Primary County**

**County C - (contiguous to both County A and B) Secondary County to A or B.**

**Example 2: County A - primary county for irrigated MCEU (could also be secondary county for County B for non-irrigated MCEU, if contiguous).**

**County B - primary county for non-irrigated MCEU (could also be secondary county for County A for irrigated MCEU, if contiguous).**

**County C - (contiguous to both County A and B) could be a secondary county to A and/or B for the applicable irrigation practice.**

**F. Qualifications**

- (1) To qualify for a MCEU, the designated primary county must individually qualify for the EU election the insured has chosen. The requirements and procedures for EU(s) provided in [Part 10 Section 3](#) apply. The insured will have the same EU elections available as provided in Para. [1031](#) and they must meet the qualifications provided in Para. [1033](#).
- (a) The insured can elect a single EU for all the insured crop acreage in the MCEU (not by irrigation practice) and the unit structure code provided in the [AD](#) for this election is EU.
- (b) When allowed by the [AD](#), an insured may elect separate EUs by irrigated and/or non-irrigated practices. The insured may elect one EU for all irrigated practices and/or one EU for all non-irrigated practices. The code provided in the [AD](#) for the EU by irrigation practice election is identified as option code EI. If the insured does not separately designate on an Application or Policy Change Form which irrigation practice they want EU by irrigation practice election to apply to in the MCEU, it will apply to both irrigation practices (one EU for all irrigated practices and one EU for all non-irrigated practices in the MCEU).
- (2) If the insured has more than one MCEU (including separate MCEUs by practice), qualifications will be determined independently for each MCEU.

**G. Correcting Unit Structure**

The MCEU Endorsement in Section 4(c) provides that if primary or secondary counties (for either irrigation practice, if applicable) are not eligible to be part of MCEU for the unit structure that was elected by the applicable [SCD](#), unit structure will be assigned. A different unit structure is only assigned if the insured does not qualify for their single EU or EU by irrigation practice (referenced in this subparagraph as “EI”) election. See examples in Exh. [9D](#) for correcting unit structure when MCEU is elected.

Based on the terms of the MCEU Endorsement, if an insured has elected MCEU on an application or policy change form by the applicable [SCD](#) and the insured:

- (1) elected a single EU (both irrigation practices in one unit) for the crop county, but does not qualify for MCEU, or MCEU is not applicable because primary and secondary county designations are not made by the ARD and such discovery is made (see Exh. [9E](#)):
  - (a) on or before the ARD:
    - (i) if the crop county qualifies for EU, then the unit structure will be EU on a crop county basis.
    - (ii) if the crop county does not qualify for EU, then BUs or OUs, whichever is reported on the acreage report and for which the insured qualifies, will apply.
  - (b) after ARD:
    - (i) if the crop county qualifies for EU, then the unit structure will be EU on a crop county basis.
    - (ii) if the crop county does not qualify for EU, then a BU structure will apply.
- (2) elected a separate EU for irrigated practice and a separate EU for non-irrigated practice for the crop county, but does not qualify for MCEU, or MCEU is not applicable because primary and secondary county designations are not made for each irrigation practice (each EI) by the ARD and such discovery is made (see Exh. [9F](#)):
  - (a) on or before the ARD:
    - (i) if both irrigation practices separately meet EU qualifications, then EI applies for both irrigation practices;
    - (ii) if both irrigation practices do not separately meet EU qualifications, the insured may elect:

**G. Correcting Unit Structure (Continued)**

- (A) one EU for one irrigation practice (all irrigated or all non-irrigated practices), provided it meets the qualifications for an EU (EI), and BUs or OUs for the other irrigation practice, whichever is reported on the acreage report and for which the insured qualifies. MCEU will apply if all requirements for MCEU are met; or
  - (B) one EU for both irrigation practices on a crop county basis, provided it meets the qualification for a single EU. MCEU will apply if all requirements for MCEU are met; or
  - (C) BUs or OUs for both irrigation practices, whichever is reported on the acreage report and for which the insured qualifies.
- (b) after the ARD:
  - (i) if both irrigation practices separately meet EU qualifications, then EI applies for both irrigation practices;
  - (ii) if both irrigation practices do not separately meet EU qualifications, then:
    - (A) the unit structure will be one EU for both irrigation practices on a crop county basis, provided EU requirements are met; or
    - (B) if the requirements for an EU are not met, a BU structure will apply to both irrigation practices.
- (3) elected EI on one irrigation practice by SCD and other irrigation practice is BU or OU and does not qualify for MCEU or MCEU is not applicable because primary or secondary county designation is not made on the EI irrigation practice by the ARD and such discovery is made (see Exh. [9G](#)):
  - (a) on or before the ARD:
    - (i) if the irrigation practice for which EI was elected meets EU qualifications, then EI will apply to that irrigation practice and the other irrigation practice with the different unit structure will have the unit structure chosen by the insured for which they qualify;
    - (ii) if the insured does not qualify for an EU on one irrigation practice (irrigated or non-irrigated) when they elect to insure one of the irrigation practices as an EU and a different unit structure on the other irrigation practice; the unit structure for both irrigation practices will be based upon BUs or OUs, whichever is reported on the acreage report and for which the insured qualifies.
  - (b) after the ARD:

**G. Correcting Unit Structure (Continued)**

- (i) if the irrigation practice for which EI was elected meets EU qualifications, then EI will apply to that practice and the other irrigation practice with the different unit structure will have the unit structure chosen by the insured for which they qualify.
- (ii) if the insured does not qualify for an EU on one irrigation practice when they elect to insure one of the irrigation practices as EU and a different unit structure on the other irrigation practice, then a BU structure will apply to both irrigation practices.

**H. Assigned Yields Interaction with MCEU**

MCEU does not impact how assigned yields and related procedures apply. If production reporting requirements are not met for EU or EU for irrigation practices (referenced in this subparagraph as “EI”), assigned yields are applied separately by county.

**Example:** The insured elects MC option and EU structure code for corn in county A and B. The insured elects EI for both irrigated and non-irrigated practices in Counties A and B. The insured does not provide acceptable production reports for the irrigated corn in County A; therefore, assigned yield provisions will only apply to corn in County A.

If the insured certifies production on the production report at a level below the EU for each county, they must have acceptable records at the level reported, otherwise assigned yields will apply. (See Para. [1323A](#) for additional details. Also, see Para. [1326](#), [1503B](#), and [1686](#) for assigned yield and related procedures.) However, assigned yields do not apply if the insured provided an acceptable production report on an EU basis and BUs are subsequently assigned.

**I. MCEU Reporting Requirements**

The MC option code, EU unit structure code, and EI option code (if applicable) must be reported on the acreage report, and an acreage report must be provided separately for both counties included in the MCEU.

**(1) Separate Production Record Requirements**

Separate production reports must be provided for APH purposes for the crop by P/T/TMA for each county in the MCEU.

Separate records of acreage and production for BUs/OUTs for both counties within the MCEU must be maintained to change unit structure from MCEUs to BUs or OUTs in any subsequent crop year.

- (a) For BUs, to be eligible to use records to establish the production guarantee for the BU, production reports must be provided for each BU by P/T/TMA. If production reports are not provided for each BU for a county, then, none of the production reports are acceptable for APH purposes for that county.

**I. MCEU Reporting Requirements (Continued)**

- (b) For OUs, to qualify for OUs and to be eligible to use the records to establish the production guarantee for all OUs, production reports must be provided for each OU by P/T/TMA in the county.

**(2) MCEU Acreage Report Requirement**

When MCEUs are elected, the insured must, on or before the earliest applicable ARD:

- (a) identify each MCEU, when more than one is applicable;
- (b) designate the primary and secondary counties that will be part of each MCEU;
- (c) separately designate, by BU, each section or other basis used to qualify for an EU for the primary county for each MCEU(s); and
- (d) separately designate each BU within the secondary county in each MCEU.

**(3) Qualification Determination**

Qualification for the EU will be determined at acreage reporting time when the insured reports all insurable acreage of the insured crop in both counties for all BUs and/or OUs comprising the EU.

**(4) Prorating Production**

If an insured has only provided production reports for total acres and total production on an EU basis and APH databases have not been maintained at the BU level, production will be prorated for each BU for planted acres in accordance with Para. [1087C](#) to determine the approved yield when BUs are assigned up until payment of a claim.

**J. Added Land and New Crop/P/T with MCEU**

For land added to an EU or APH databases established for a new crop/P/T, use a simple average of the approved yields, or adjusted yields as applicable, from each of the insured's existing APH databases that have at least one year of actual/assigned yields for the underlying units of the EU within the county as the SA T-Yield. Exclude the approved yields from high-risk land APH databases in the county that are excluded from the policy. In those instances, a separate SA-T-Yield would be calculated for the high-risk land APH databases, when applicable. Use the variable T-Yield when the APH databases established for the added land or new crop/P/T do not qualify for use of the SA T-Yield or the existing unit's yield. See [Part 17 Section 7](#).

Sprinkler Irrigated Rice (SIR) Endorsement coverage is based on a sprinkler irrigation practice. The insured must have the irrigation equipment, water supply, and farm management practices to be eligible for rice insurance under a sprinkler irrigation practice.

#### A. Availability

The SIR Endorsement is available where premium rates and other actuarial materials are included in the AD for the county.

- (1) The SIR Endorsement is not available at CAT level coverage.
- (2) Rice grown under a sprinkler irrigation practice is not insurable as organic rice. Organic practices do not apply to rice grown under a sprinkler irrigation system.
- (3) The SIR Endorsement is available only in counties where the AD designate the availability of sprinkler irrigated rice and the AD provide a premium rate for this endorsement.

State	County
Arkansas Missouri Tennessee Texas	All rice counties listed in the AD.

#### B. Application, Transfers, and Cancellation

- (1) The SIR Endorsement is elected at the time of application or by the SCD for rice using standard application procedures and the required SIR Endorsement Application.
- (2) The SIR Endorsement is continuous but requires an annual application to be completed to certify that all documentation requirements will be met for each year the SIR Endorsement is in effect. The SIR Endorsement Application must be signed by the appropriate parties.
  - (a) The SIR Endorsement Application includes acknowledgement and agreement with the Certification Statement contained therein.
  - (b) The application must accompany the original application for Rice insurance or be added to the permanent file with the original application for Rice insurance.
  - (c) The Application outlines the insured's documentation responsibilities, equipment requirements and characteristics for the inbred or hybrid rice to be planted to maintain insurability of the rice grown under a sprinkler irrigation system. See Exh. 9H and 9I for SIR Endorsement Application Completion Instructions and Example. See DSSH Exh. 67 for the SIR Endorsement Application Form Standards.

**B. Application, Transfers, and Cancellation (Continued)**

- (3) If the rice policy is transferred to a different AIP, the SIR Endorsement is canceled and must be elected by the insured with the new AIP on or before the applicable SCD for rice.
- (4) The SIR Endorsement is a continuous endorsement and will be in effect unless:
  - (a) the SIR Endorsement Application is not completed by the SCD each crop year;
  - (b) it is canceled in writing by the insured on or before the applicable cancellation date for the effective crop year;
  - (c) it is determined by the AIP that the documentation of farming practices as outlined by the SIR Endorsement Application were not followed; or
  - (d) it is determined by the AIP that the sprinkler irrigation equipment is not adequate or in proper operating condition to meet the water source and application requirements outlined in the SIR Endorsement Application.

**C. Coverage**

Coverage under the SIR Endorsement will attach when the rice crop is planted. Prevented planted acreage and late planted acreage are not insurable under the SIR Endorsement. If the crop is not planted by the indicated FPD, no coverage is available for rice being grown under a sprinkler irrigation system. Additionally, no WA may be issued for the SIR Endorsement.

**D. Acreage Reporting Guidelines**

In addition to standard acreage reporting procedures, the insured must submit maps or aerial photos that clearly identify the unit and individual fields within each unit shown on the acreage report.

- (1) Acreage Reporting
  - (a) SIR acreage for the unit is reported separately on the acreage report and designated by the type/practice contained in the AD.
  - (b) The insured must provide a map(s) or other acceptable media which locates the insured acreage for each insured rice unit (including individual fields in the unit) in the county.
- (2) Unit Division
  - (a) The unit arrangement elected by insureds under the SIR Endorsement may be different than the unit arrangement elected under the Rice CP. Insureds may have separate optional units by flood and sprinkler irrigated practices.
  - (b) Enterprise and Whole Farm units are allowed with the SIR Endorsement.



**A. Occurrence Loss Option (OLO)**

Election of additional coverage on the insured trees through the use of an available option (where premium rates for the option are established). The option applies to all insurable trees of the crop within the county. The option is continuous and must be elected on an application. A carryover insured must submit an application on or before the **SCD** preceding the beginning of the crop year that the carryover insured wants the option to be effective. The insured or AIP may cancel the option according to the cancellation provisions of the policy.

- (1) The insured may elect the OLO if they have not elected coverage under the Catastrophic Risk Protection Endorsement.
- (2) An indemnity will be due under the OLO only if the amount of insured damage determined as a result of the most recent cause of loss is at least five percent (5%) of the unit value (unless otherwise specified in the SP).
- (3) The amount of the indemnity will be determined by:
  - (a) multiplying the unit value by 0.05;
  - (b) calculating the damage value;
  - (c) calculating the amount of insured damage; and
  - (d) if the amount of insured damage is:
    - (i) equal to or greater than the result of (a), multiply the result of the insured damage by the URF, then multiply this result by insured's share; or
    - (ii) less than the result of (a), no indemnity will be due.
- (4) The total amount of indemnities payable on a unit during the crop year is limited to the lesser of the amount of protection or the unit value times the insured's share.

**B. Comprehensive Tree Value Endorsement (CTVE)**

The CTVE provides supplemental coverage for Florida fruit trees in addition to the coverage that the Florida Fruit Tree CP provides.

- (1) The insured may elect the CTVE if they have not elected coverage under the CAT Endorsement. The insured must indicate on an application if the CTVE is elected.
- (2) The CTVE Amount of Protection (unit) will be determined by multiplying the number of insurable trees of each type that the insured reports in each stage II and stage III-block times the maximum CTVE reference price for the applicable type and stage, adding these values, and then multiplying that result by the coverage level.

**B. Comprehensive Tree Value Endorsement (CTVE) (Continued)**

- (3) The CTVE Unit Value will be the result of multiplying the actual number of insurable trees of each type in each stage II and stage III-block in the unit, as we determine, on the day before the loss (but not reduced for any insured damage that occurred during the crop year) by the applicable maximum CTVE reference price for the applicable type and stage, adding these values, and then multiplying that result by the coverage level.
- (4) The reference price offered under this endorsement is in addition to the reference price offered under the Florida Fruit Tree **CP**.
- (5) Only those trees in stage-blocks designated as stage II or stage III determined fully (100%) damaged or destroyed are eligible for an indemnity under this CTVE.
- (6) The following crops, as defined in section 1 of the Florida Fruit Tree CP, are ineligible for coverage by the CTVE: carambola trees, lemon trees, lime trees, and mango trees.
- (7) If the insured elects both the OLO and the CTVE, the OLO will apply to the CTVE.
- (8) The coverage level that the insured elects for the Florida Fruit Tree **CP** will apply to the CTVE.

**C. High-Risk Land Exclusion Option**

This option is available in Miami-Dade County for avocado, carambola, and mango trees, and it allows the insured to exclude land identified as high-risk. (See Para. [903](#) for additional details).

---

**922 Hawaii Tropical Tree Endorsement and Options**

---

**A. Occurrence Loss Option (OLO)**

- (1) Coverage provided by the OLO is available for coffee trees, if:
  - (a) The insured has obtained coverage for coffee trees provided by the HTT CP;
  - (b) The OLO is elected at the time of application, or on or before December 31, preceding the initial crop year for which the option will be effective (for carryover insureds). If the applicant/insured elects the OLO, all coffee trees within the county insured by the HTT policy will be covered by this option;
  - (c) The additional premium indicated on the **AD** for this optional coverage is paid; and
  - (d) The insured has not elected coverage under the Catastrophic Risk Protection Endorsement.
- (2) The provisions of this option are continuous and may be canceled or terminated in accordance with the cancellation and termination provisions of the HTT CP.

**A. Occurrence Loss Option (OLO) (Continued)**

- (3) If the OLO is elected, and the number of coffee trees that are dead or destroyed due to an insured cause is more than three (3) percent of the number of insured trees in the unit, the indemnity will be determined by:
- (a) Multiplying the number of dead or destroyed trees (by age) in the unit (since the beginning of the crop year) times the tree reference price (by age) and totaling the results;
  - (b) Multiplying the result of (a) times the coverage level;
  - (c) Multiplying the result of (b) times the share;
  - (d) Multiplying the result of (c) times the underreport factor; and
  - (e) Subtracting any indemnity previously paid for the current crop year from (d) to determine the indemnity owed as a result of the most recent insurable cause of loss.

**B. Comprehensive Tree Value Endorsement (CTVE)**

- (1) The CTVE provides an additional amount of insurance for coffee and papaya trees, in addition to the amount of insurance provided by the HTT CP.
- The insured may elect the CTVE if the insured has not elected coverage under the CAT Endorsement.
- (2) The CTVE is elected at the time of application, or on or before December 31, preceding the initial crop year for which the option will be effective (for carryover insureds).
- (3) The coverage level the insured elects for the HTT CP will apply to the CTVE.
- (4) Calculate the CTV amount of insurance by multiplying the number of insurable trees of each crop by age in the unit times the applicable CTV reference price for the age, total these values, multiply the result times the coverage level, and then multiply this result times the insured's share.

CTV Amount of Insurance = sum (number of trees at each age × CTV reference price for each age) × coverage level × share.

**B. Comprehensive Tree Value Endorsement (CTVE) (Continued)****(5) Example:**

The insured has 1,000 insured coffee trees (500 are 2 years old with a \$3 CTV reference price and 500 are 6 years old with a \$6 CTV reference price). The insured elects the 75% coverage level and has 100% share in the trees.

Determine the amount of insurance as follows:

$$\begin{aligned} &= [(500 \times \$3) + (500 \times \$6)] \\ &= [1,500 + 3,000] \times 0.75 \times 1.000 \\ &= \$3,375 \end{aligned}$$

---

**923 Sugar Beet Early Harvest Adjustment Option (EHA)**

---

**A. EHA General Information**

The Sugar Beet EHA will allow an insured to adjust their early harvested actual yields by increasing the amount of harvested production by one percent per day for each day the sugar beets were harvested prior to the date the sugar beets would have reached full maturity as defined by the CP. This adjustment only applies when an insured early harvests sugar beet acreage and only applies to that acreage that is early harvested.

**B. Recertification of Previously Early Harvested Adjusted Sugar Beet Production History**

Prior to the 2024 crop year, the early harvest adjustment was mandatory if the percentage of insured acreage in the unit harvested prior to full maturity (early harvest) exceeded the early harvest acreage threshold specified in the AD. If the early harvest acreage threshold was exceeded, the early harvested production was adjusted. With the change in the CP effective for the 2024 crop year in counties with a CCD of 11/30/2023 and the 2025 crop year for Imperial County, California, the EHA is an option and, requires insureds recertify production previously adjusted for early harvest in all sugar beet APH databases that have been adjusted for early harvest for the 2024 crop year in counties with a CCD of 11/30/23 (2025 crop year for Imperial County, California). Recertification of production must be done for all years within the record retention period by the 2024 crop year PRD (2025 crop year PRD for Imperial County, California) contained in the AD. If production from early harvested acreage is not recertified by the PRD, the assigned yield procedure in Para 1686 will apply. If supporting production records for years beyond the record retention period are available, those years can also be recertified.

**C. Eligibility for EHA**

- (1) To be applicable for the current crop year, the insured must have an additional coverage policy and elect the EHA:
  - (a) on an application by the applicable SCD;
  - (b) on a crop/county basis; and
  - (c) on an APH database and crop year by the PRD.
- (2) The option must be available in the AD for EHA to be available for the county.

EHA can apply to prior crop years with early harvested acreage, with supporting documentation, in the current year's APH database.

- (3) EHA is a continuous election that remains in effect unless canceled.

**D. Cancellation of EHA**

EHA must be canceled in writing on or before the cancellation date for sugar beets for the effective crop year. (See [I](#) below to change whether EHA applies to an actual yield within an APH database.) When an insured cancels EHA:

- (1) Production is no longer adjusted for early harvest.
- (2) Yield substitution and cups, when elected, and yield floors, as applicable, may apply.

**E. Transfers**

When the policy is transferred to a different AIP, EHA is canceled, similar to other options, endorsements, WAs, etc. If the insured would like to continue the use of EHA, the insured must elect EHA on the application with the assuming AIP on or before the SCD.

**F. Applicability of WAs**

Generally, WAs are eligible for EHA if the AD for the crop/county allow the EHA. The following exceptions apply.

- (1) When a WA (e.g., TP WA) makes an irrigation practice (either irrigated, non-irrigated, or limited irrigation) insurable, EHA is not available because the irrigation practice is not an insurable practice listed on the AD for the crop/county. \*\*\*
- (2) EHA is not applicable for XC WA (sugar beets are not insurable in the county).
- (3) In accordance with the WAH, a WA cannot be used to add the EHA when the AD does not contain the EHA.

**G. Applicability of Yield Options, Limitations, and Yield Reductions**

- (1) When the EHA is elected, APH databases without EHA adjusted yields remain eligible for yield floors, when authorized by Part 17, Section [2](#).

Approved yields using EHA yields are not eligible for yield floors.

- (2) Cups, if elected, may apply even when EHA is elected and an APH database contains EHA yield(s).
- (3) TA, YA, and YE may apply as authorized, in any combination with the EHA for the applicable APH database.
- (4) Procedures concerning yield reductions contained in Part 16, Section [5](#) are unaffected when EHA is elected.

Actual yields reduced due to being identified as an excessive yield cannot be adjusted under the EHA.

While EHA may apply to an APH database(s), reductions of approved yields due to inconsistent approved yields or different production methods continue to apply when Para. [1674](#) and [1675](#) apply to an APH database.

**H. Actual Yields Eligible for EHA**

Actual yields in an APH database identified with the following yield descriptors are eligible for the EHA. \*\*\*

A, AP, AY, BF, DA, FA, NA, NR, NW, PA, PR, PW, R, RY, VF, WY

**I. EHA Adjustment of an Early Harvested Actual Yield Within an APH Database**

When the insured has elected the EHA, an insured may choose, by APH database and by eligible crop year, whether to adjust an early harvested sugar beet actual yield. Production from early harvested acreage will be determined by increasing the amount of harvested production by one percent per day for each day the sugar beets were harvested prior to the date the sugar beets would have reached full maturity.

- (1) There is no limit to the number of early harvested actual yields in eligible crop years that can be adjusted.
- (2) When EHA is elected, EHA applies to all early harvested actual yields eligible for adjustment in the APH databases unless the insured notifies the AIP in writing by the PRD of any early harvested actual yield(s) they choose to retain.
- (3) For any early harvested actual yield in an eligible crop year the insured chooses not to adjust for EHA, the AIP will not adjust the early harvested yield in the APH database; however, the AIP must include the early harvest production and the option code of "EH" in the APH database.

**I. EHA Adjustment of an Early Harvested Actual Yield Within an APH Database (Continued)**

- (4) Any EHA yield(s) in an APH database continues to apply in subsequent crop years unless the insured cancels the EHA by the SCD for the crop or notifies the AIP in writing by the PRD to change which early harvested actual yields are adjusted or not adjusted. If the insured chooses to no longer adjust an eligible early harvested actual yield by the PRD, the unadjusted early harvested actual yield(s) will be used to calculate APH yields.
- (5) Eligible early harvested actual yields that are adjusted are still subject to APH reviews.

**J. EHA Interaction with YE and YA**

- (1) An insured may elect and apply EHA, YE, and YA options on a policy and within an APH database.
- (2) Only one option, either EHA, YE, or YA, can be applied to an actual yield for an eligible crop year within an APH database.
- (3) If the insured has elected EHA, YE, and YA to apply to all eligible crop years and a crop year qualifies for all three elections, EHA will apply to an eligible crop year unless the insured chooses not to adjust the early harvested actual yield. If the insured chooses to not adjust the early harvested actual yield, include the early harvested adjusted production but do not include the early harvested adjusted actual yield in the APH database.
- (4) If the insured chooses not to adjust the early harvested actual yield and/or the insured has elected both YE and YA to apply to all eligible crop years and a crop year qualifies for both elections, YE will apply to the actual yield unless the insured chooses not to exclude the actual yield.
  - (a) If the insured chooses not to exclude the eligible actual yield, the insured has elected YA, and the actual yield qualifies for YA, then substitute the actual yield with yield substitution.
  - (b) If the insured chooses not to substitute an actual yield that qualifies for YA, use the yield descriptor NA and do not substitute the actual yield.

**K. EHA with TA**

When an actual yield(s) is adjusted for EHA, the early harvested actual yield is adjusted by one percent per day for each day the sugar beets were harvested prior to the date the sugar beets would have reached full maturity and TA has been elected, then TA will be applied after the adjustment and will be applied to the early harvested adjusted actual yield.

**L. Impact of EHA when MY is elected**

- (1) If MYs are applicable, apply EHA adjustment to the eligible actual yields on the non-summary APH databases. See Part 17, Section [5](#) and Exh. [17](#) for APH MY summary requirements. Yield exclusions, adjusted yields, average yields, approved yields, and rate yields are determined on the MY Summary.
- (2) If the tenant/operator has elected the EHA and MYs, and the landlord/SBIs are using the tenants/operators MY, then the landlord/SBIs must also have the EHA elected to use the tenant/operators MY. If the landlord/SBIs do not want to elect the EHA, then the tenant/operators MY cannot be used by the landlord/SBIs, and landlord/SBIs must use standard APH procedures. If EHA is elected and the operators MY(s) are being used by all SBIs, then all SBIs must have the EHA elected to use the operators MY(s). This also includes when MYs are transferred from one county to another or from person to person when requested through the RO. The EHA must be elected for both policies in a transferring situation.

**M. Impact of EHA to SA T-Yields**

While added land and new crop/P/T procedures (Part 17, Sections [7](#) and [8](#)) are not affected by the election of EHA, the calculation for SA T-Yields is changed when an eligible actual yield is replaced due to the EHA.

SA T-Yields will continue to be determined based on the crop year the APH database is established, by crop/P/T/TMA. However, instead of using the approved yield from each of the insured's existing APH databases for the policy that have at least one year of actual/assigned yields, by crop/P/T/TMA to calculate the SA T-Yield, use:

- (1) the adjusted yield, see [O](#) below for those APH databases with actual yield(s) adjusted due to the EHA that have at least one actual/assigned yield; and
- (2) the approved yield for those APH databases where actual yields have not been adjusted due to the EHA that have at least one actual/assigned yield.

All other calculations and requirements for use of the SA T-Yield remain unchanged.

**N. EHA Production Reporting**

The insured must report their daily early harvested acreage, harvest date, percent sugar, and production on separate lines of the production report by insured's production reporting date when the EHA has been elected for the following crop year. If the production from the early harvested acreage has not been reported separately, the EHA will not apply.



**O. Determining APH Production with EHA**

If the percentage of insured acreage in the unit harvested prior to full maturity (early harvest) meets or exceeds the threshold of 15 percent (unless otherwise specified in the **SP**) for the same crop year, production from early harvested acreage will be determined by increasing the amount of harvested production by one percent per day for each day the sugar beets were harvested prior to the date the sugar beets would have reached full maturity.

- (1) This adjustment will only be made when early harvest has been requested by the processor.
  - (a) In non-loss situations:
    - (i) The insured must certify the number of early harvested acres, and determine if the qualifying acreage threshold of 15 percent has been met, provided the AIP agrees the amount certified is reasonable.
    - (ii) If the AIP does not agree with the number of acres certified by the insured, the early harvested acres will be determined in accordance with procedure in the LAM.
    - (iii) The amount of production harvested early will be determined from production records provided to the insured by the processor.
  - (b) In possible loss situations where there is damage to the acreage intended to be early harvested, Section 13 of the Sugar Beet CP will be applicable.
- (2) The date the sugar beets would have reached full maturity will be considered to be 45 days prior to the calendar date for the end of the insurance period, unless otherwise specified in the SP.
- (3) This adjustment will not be made if the sugar beets are damaged by an insurable cause of loss and leaving the crop in the field would reduce production.
- (4) The adjusted production from the early harvest acreage cannot exceed a yield greater than the higher of the approved yield for the APH database, the actual yield of the sugar beets harvested after full maturity from the unit or the unadjusted actual yield of the early harvested acreage from the unit.

**O. Determining APH Production with EHA (Continued)**

**Example:** The end of insurance is November 15, and the sugar beets will reach full maturity on October 1 (45 days prior to the end of insurance date). The threshold is 15 percent and the insured harvested 50 acres of their 250 acres in the unit prior to October 1. The threshold has been met with the insured harvesting 20 percent of their insured acres (250 acres  $\times$  0.20 = 50 acres). The insured harvested 1,000 tons, harvesting 250 tons per day for 4 days prior to October 1 on this unit. The approved yield is 7,550 pounds of raw sugar an acre for the unit and the insured's average percent of raw sugar (determined from processor test) is 16.1 percent.

September 30: 250 tons + 1% = 252.5 tons  $\times$  2,000 = 505,000 lbs.

September 29: 250 tons + 2% = 255 tons  $\times$  2,000 = 510,000 lbs.

September 28: 250 tons + 3% = 257.5 tons  $\times$  2,000 = 515,000 lbs.

September 27: 250 tons + 4% = 260 tons  $\times$  2,000 = 520,000 lbs.

(505,000 lbs.  $\times$  0.159 avg. raw sugar) = 80,295

(510,000 lbs.  $\times$  0.160 avg. raw sugar) = 81,600

(515,000 lbs.  $\times$  0.161 avg. raw sugar) = 82,915

(520,000 lbs.  $\times$  0.162 avg. raw sugar) = 84,240

(80,295, + 81,600 + 82,915 + 84,240)  $\div$  50 early harvested acres = 6,581 pounds of raw sugar

Since 6,581 is less than 7,550 approved yield, the production will not be capped.

- (5) The AIP must verify the processor required early harvest and the number of acres required to be harvested early for the early harvest factor to apply.

**P. Adjusted Yield**

When EHA is applicable to an APH database, AIPs must calculate an adjusted yield, which is the average of the annual yields in the APH database:

- (1) without yield floor;
- (2) without cup;
- (3) without any yield exclusions;
- (4) without any EHA adjustments; and
- (5) with yield substitutions, if YA is elected by the insured. If YA is not elected by the insured, yield substitutions are not included, and the adjusted yield is the average of the annual yields in the APH database.

**P. Adjusted Yield (Continued)**

**Exception:** When yield reductions (see Part 16 Section [5](#)) apply to the APH database, the adjusted yield must equal the approved yield.

The approved yield will not be less than the adjusted yield when EHA applies to the APH database.

The adjusted yield is not the same as the rate yield. The increase in coverage resulting from the EHA relative to the APH yield without EHA is used to determine the appropriate premium rate for the effective coverage.

**Note:** The adjusted yield for EHA uses similar methodology as the adjusted yield for TA, YE, and YC purposes.

**Q. Rate Yield Calculation**

The rate yield is equal to the average yield when EHA adjustments are used in an APH database with the following exceptions:

- (1) the approved yield is reduced for Inconsistent Approved Yields (see Para. [1674](#) for Inconsistent Approved Yield determination procedures). In these situations, the rate yield is equal to the approved yield; and
- (2) the approved yield is reduced for Different Production Methods being carried out for the current crop year which results in lower actual yields (see Para. [1675](#) for Different Production Method determination procedures). In these situations, the rate yield is equal to the approved Yield.

**R. Calculating the Yields for APH Databases When EHA is Elected**

When the insured has adjusted at least one eligible crop year's actual yield from an APH database, the following yields must be calculated for that APH database.

- (1) Calculate the average yield by:
  - (a) summing the annual yields in the APH database, prior to EHA yield adjustments, yield exclusions, yield substitutions, trend adjustments, cup, or floor; and
  - (b) dividing that sum by the number of annual yields in the APH database.
- (2) Calculate the adjusted yield by:
  - (a) summing the annual yields:

**R. Calculating the Yields for APH Databases When EHA is Elected (Continued)**

- (i) after substituting the applicable percentage of the applicable T-Yield for eligible actual yields that are less than 60 percent of the applicable T-Yield (YA), if elected (see Part 16, Section [1](#) for details on yield substitutions);
  - (ii) prior to EHA adjustments, excluding and/or trending any actual yields in an eligible crop year; and
  - (iii) without applying any yield floor or YC;
- (b) dividing that sum by the number of annual yields in the APH database.
- (3) Calculate the approved yield by:
  - (a) summing the remaining annual yields after:
    - (i) adjusting EHA, if elected;
    - (ii) excluding actual yields for eligible crop years, if elected;
  - Note:** If less than four annual yields remain after excluding actual yields, use the applicable T-Yield to meet the APH database four-year minimum. If the applicable T-Yield for the APH database is the variable T-Yield, use the variable T-Yield percentage based on the number of years of actual/assigned yield(s) for the crop in the county to determine the T-Yield. See Para. [1618](#) (6).
  - (iii) substituting YA, if elected;
  - (b) dividing that sum by the number of years of annual yields that remain in the APH database (do not count the excluded annual yields) and applying any applicable yield reductions (see [G](#)(3) above). The result is the approved yield when the insured has chosen to determine the approved yield with YE and YA, if elected.
- Exception:** The approved yield will not be less than the adjusted yield (see [P](#) above).

  - (i) The AIP must report the EHA option code and the yield limitation flag of “18” on the P15 in PASS record if an APH database has actual yields in eligible crop years excluded with no yield substitutions (trend adjustments may apply);

R. Calculating the Yields for APH Databases When EHA is Elected (Continued)

**Note:** This yield limitation flag is used for EHA; YE and TA; plus any other options. This flag is not used if YA applies to the APH database.

(ii) The AIP must report the EHA option code and the yield limitation flag of 9 on the P15 record to PASS if an APH database has:

(A) actual yields in eligible crop years excluded and has yield substitutions; or

(B) actual yields in eligible crop years excluded, yield substitutions and trend adjustments.

**Note:** This yield limitation flag is used whenever YA applies to an APH database, including when EHA, YA, YE, and TA; plus any other options apply.

(4) The Rate Yield is equal to the average yield unless yield reductions apply, see Para. [1674](#) and [1675](#).

924-1000 (Reserved)

---

## PART 10: UNITS

### Section 1: Basic Units

#### 1001 Availability

---

The insured automatically qualifies for BUs without exception. A BU, unless otherwise specified in the CP or SP, is all insurable acreage of the insured crop in the county on the date coverage begins for the crop year (excluding acreage reported and insured as an EU in which the remaining insurable acreage is reported and insured as a BU or OU) in which the insured has:

**A. 100 Percent Share in the Crop**

This includes share as owner/operator and/or land that is rented for cash, a fixed commodity payment or any consideration other than a share in the crop.

**B. Less Than 100 Percent Share in the Crop**

Land owned by one person and operated by another person on a share basis. A crop shared with each different landlord, tenant or sharecropper is a separate BU. Reversed roles do qualify for separate BUs. (Example: The insured is a landlord on part of the farming operation and a tenant on another part of the farming operation.) Varying percentages of shares within a BU do not qualify for separate BUs.

**Example:** An insured owns land and rents land from five landlords-three on a crop share basis and two on a cash lease basis. The insured would be entitled to four BUs, one for each crop share arrangement and one that combines the two cash leases and the land owned by the insured.

**Example 1:** The Tobacco CP provides in lieu of the BP, a BU is all insurable acreage of an insurable type of tobacco in the county in which the insured has a share on the date of planting for the crop year and that is identified by a single FN at the time insurance attaches.

**Example 2:** An insured reports and insures all irrigated practices as an EU and all non-irrigated practices as BU/OU. The insured has both EU and BU/OU unit structures on their policy. The non-irrigated acreage not reported and insured as an EU is a BU. The non-irrigated acreage can be insured as BU/OU, whichever is reported on the acreage report and for which the insured qualifies, if the production reporting requirements are met by the PRD.

#### 1002 Premium Discount

---

A premium discount may be applicable as provided in the [AD](#) for certain crops when BUs are not divided into OUs. Acres used to determine the BU discount (BUD) include only insured planted acres in the unit (do not include any prevented planting acres). The BUD applies to both insured and prevented planting acres in the BU, when determining premium, if there are insured planted acres.

## 1002 Premium Discount (Continued)

---

For each BU of an eligible crop that is not divided into OUs, the unit's premium (including CAT imputed premium) will be decreased by the BUD. The discount also applies when there is only one OU within a BU planted and earning premium. If there are additional OUs, including those that consist only of PP, the BUD will not apply. The appearance of OU numbers on the acreage report does not automatically indicate that the discount will not apply.

**Exception:** For some plans of insurance, e.g., APH plan 90 crops, the BUD is not determined based on insured planted acres. The [AD](#) will provide how the applicable BUD is determined.

Once OUs are elected by the insured and processed by the AIP on the acreage report, the full premium (without discount) is earned. However, if the acreage report is revised and the revision changes the unit arrangement to a BU, the BUD (if applicable) will be based on the revised acreage report if the AIP determines failure to comply with the OU requirements was inadvertent.

## 1003 CAT Endorsement

---

The CAT Endorsement generally limits the units available for each insured crop to BUs determined only by the crop share arrangement; on the date coverage begins for the crop year. See Para. [1001](#).

OUs or further BUs (e.g., type, non-contiguous land, FSA FN, etc.) defined in the applicable CP or SP are not allowed for CAT coverage. See the CAT Endorsement for the unit definition.

## 1004 APH Database Establishment

---

APH databases must be established for each BU by actuarial offer.

## 1005 APH Databases Below BU Level

---

APH databases below the BU level must be maintained by the AIP, if separate P/T/TMA/Other Characteristics are contained on the [AD](#). In addition, APH databases below the BU level must be maintained by the AIP when:

- (1) the insured elects to insure on a WU, EU, or BU basis or has CAT coverage; and
- (2) the insured provides separate production reports for acreage that would qualify for separate OUs under the terms of the policy or as specified in APH procedures.

Once APH databases below the BU level are established, they must be maintained. Production reports are required for each APH database and the AIP must submit all APH databases to RMA. The approved yield reported on the acreage report must match the corresponding APH database within the BU (e.g., same section). If the insured does not provide a production report on the basis of the APH databases below the BU level or if production is commingled between the APH databases below the BU level, the AIP shall prorate the production and acreage to APH databases with planted acres. If the insured certifies production on the production report at a level below the BU, they must have acceptable records at the level reported or assigned yields will apply (see Para. [1323A](#) and [1686](#) for additional details).

## **1005 APH Databases Below BU Level (Continued)**

---

As provided by the policy or approved procedures, APH databases must not be established for acreage that would not qualify for separate OUs for crop/P/T/TMA see Para. [1505](#). Any liability, premium, and indemnity payments will be based on the BU structure, regardless of any APH databases that may be established below that level.

## **1006 Commingled Acres and Production**

---

Acres and production prorated between BUs are not acceptable production evidence for BUs. Multi-Purpose Production and Yield Worksheet (commingled production worksheet) cannot be used to prorate acreage and production between BUs.

**Exception:** If the insured has a loss for the current crop year, the insured is required to maintain production evidence to support the current crop year's unit arrangement as shown on the acreage report. If, at loss time, production is discovered to be commingled between BUs, the production must be apportioned or prorated, as applicable, to the appropriate BU. The apportioned or prorated production is used to process both the current year's claim and the following crop year's production reports.

## **1007-1010 (Reserved)**

---



## Section 2: Optional Units

### 1011 OU Availability

---

Land that would otherwise be one BU may be divided into OUs according to the OU definition contained in the BP, CP and/or SP. OUs are not available for crops insured under CAT.

Separate OUs are available for additional coverage policies only.

#### A. Land Location

To establish OUs by section, section equivalent, or FSA FNs their respective boundaries must be readily discernible by the AIP without using survey instruments or locating survey markers. OUs by land location are determined by the following order of precedence, see Para 1071.

- (1) Section - Separate OUs are available for sections.
- (2) Section Equivalents - Separate OUs are available for section equivalents in the absence of sections.
- (3) FSA FNs - Separate OUs are available by separate FSA FNs in the absence of sections, section equivalents, or other unit division arrangements provided by RMA approved procedures, such as WUA or UDO. Additionally, OUs are available by FSA FNs:
  - (a) in areas where survey boundaries are not readily discernible; or
  - (b) in Alabama, Arkansas, Florida, Louisiana, and Mississippi when provided in the SP.

#### B. Irrigation Practice

If all the requirements in Para. [1014](#) are met, separate OUs are available by IRR and NI practices. OUs by IRR and NI practices cannot be further divided by FAC and NFAC cropping practices.

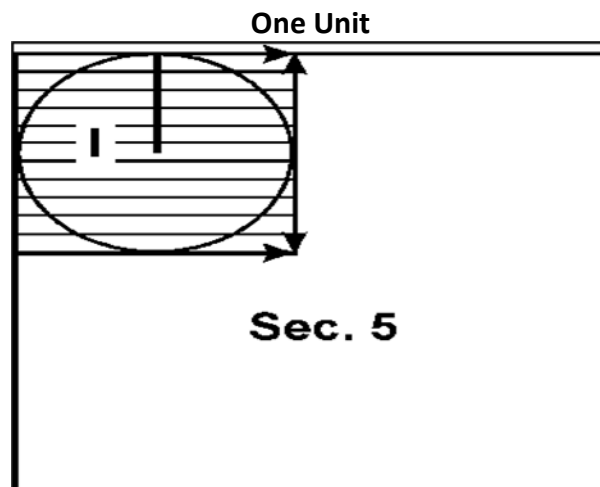
- (1) To qualify as separate IRR and NI OUs:
  - (a) CP or SP must **not restrict** division of OUs by IRR and NI;
  - (b) the NI acreage may not continue into the IRR acreage in the same rows or planting pattern see (2) (c) below for exception;
  - (c) proper planting and fertilization practices must be carried out for each respective practice; and records of harvested production must also be maintained separately for each practice; and
  - (d) the IRR acreage may not extend beyond the point at which the irrigation system can deliver the quantity of water needed to produce the yield on which the guarantee is based.

**B. Irrigation Practice (Continued)**

**Exception:** The NI corners of a field in which a center-pivot irrigation system is used may be considered as IRR acreage if the NI corners of a field in which a center-pivot irrigation system is used do not qualify as a separate NI OU and production from both practices will be used to determine the IRR approved yield. If NI is not insurable for the county/crop, the NI corners cannot be insured as irrigated acreage with the center-pivot irrigation system.

(2) Additional center pivot instructions:

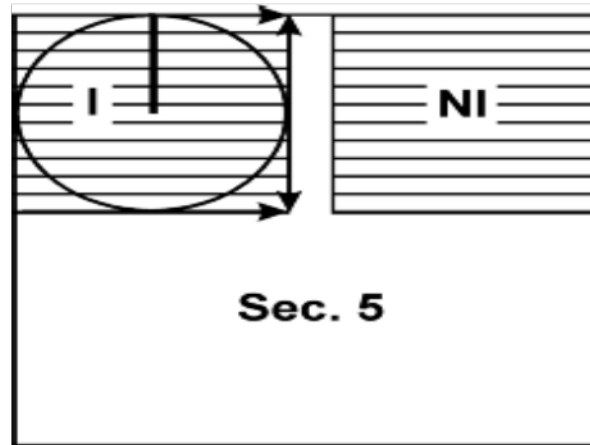
- (a) if the crop's planting pattern/rows continue into one or more NI corners of the field and the portion of the field IRR by a center pivot irrigation system (circle), the acreage within intersecting lines drawn at right angles to the radius of the center pivot is not eligible for a separate optional NI unit see (c) below for exception.



- (b) if the crop's planting pattern/rows continue between the NI corners of the field and the portion of the field IRR by a center pivot irrigation system (circle), but do not extend into other NI acreage in the same section, section equivalent, or FSA FN; other NI acreage can qualify as a separate NI OU if the requirements are met.

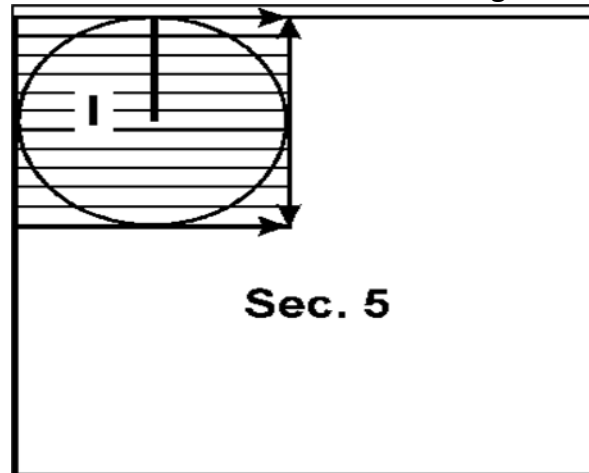
**B. Irrigation Practice (Continued)**

**May Qualify for Two Units**



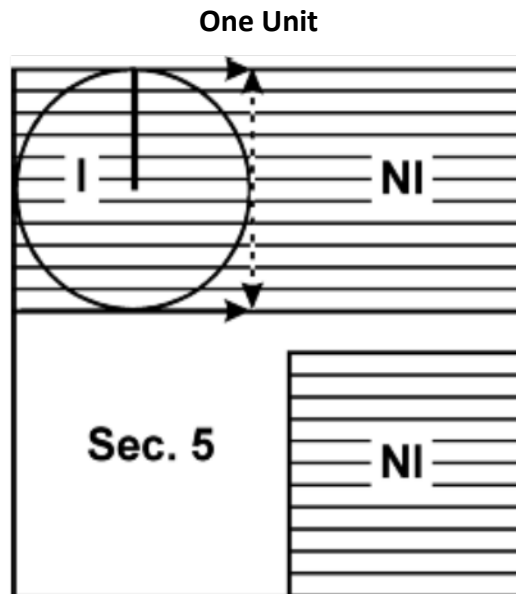
- (c) if the crop's planting pattern/rows continue between the NI corners of the field and the portion of the field IRR by a center pivot irrigation system (circle), the insured has yield monitor data separating IRR production from NI production; and is practicing precision farming techniques.

**May Qualify for Two Units Using Yield Monitors and Precision Farming**

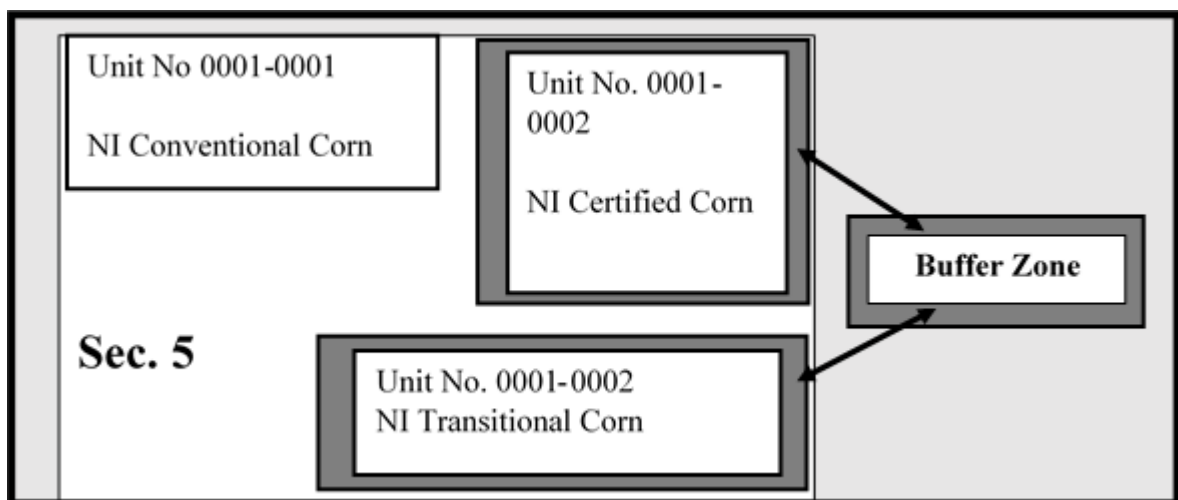


**B. Irrigation Practice (Continued)**

- (d) if the crop's planting pattern/rows extend beyond intersecting lines drawn at right angles to the radius of a center pivot into other NI acreage of the crop in the same section, section equivalent, FSA FN; the insured is not eligible for a NI OU.

**C. Organic Farming Practice**

Separate OUs may be established for acreage of the insured crop grown and insured under (1) an organic farming practice, (2) and acreage of the insured crop not grown under an organic farming practice (non-organic farming practice). Certified organic, transitional, and buffer zone acreages do not individually qualify as separate units (would be contained in the same organic OU). In the example below, there are two possible OUs, unit 0001-0001 (NI conventional acreage) and unit 0001-0002 (NI certified organic and NI transitional acreage). OUs by organic and non-organic farming practices cannot be further divided by FAC and NFAC cropping practices.



**D. Combinations**

Unless restricted by the CP or SP, A - C above may be independently applicable. Separate optional units based on combinations of categories in A - C above may be established if all acreage from the corresponding basic unit has the same optional unit structure. For example, you may choose to divide your entire basic unit into optional units by land location, irrigated practice, and organic practice, but you may not choose an optional unit by land location for one section and further divide a second section into optional units by irrigated and/or organic practice. See Exh. [100](#) for an example of how A - C above can be applied to establish OUs.

**E. Written Unit Agreement (WUA)**

Separate OUs are available for WUA approved by the RMA RO.

**F. Unit Division Option (UDO)**

Separate OUs are available by UDO approved by the AIP, where available. UDOs are used to aggregate two or more (any shape) legally identifiable parcels of land into section equivalents for OU division purposes in lieu of FSA FNs; see Para. [1072](#).

**G. Unit Division by Grid Option (UDGO)**

Separate OUs are allowed by UDGO, where available. UDGO uses an imposed RMA grid electronically layered over the land to establish OUs; see Para. [1073](#).

**H. Policy Authorization**

CP may allow for OU options that are not provided in the BP. Additionally, some crops require authorization in the SP for separate OUs to be applicable.

**Example:** The Apple CP allow for OUs on non-contiguous land; Dry Beans CP allow OUs by type (e.g., pinto, great northern, etc.); and Tobacco allows OUs by SP authorization.

---

**1012 APH Database Below OU Level**

---

APH databases below the OU level must be maintained by the AIP, if separate P/T/TMA/Other Characteristics are contained on the [AD](#). As provided by the policy or approved procedures, APH databases must not be established for acreage that does not qualify for separate OUs for crop/P/T/TMA/Other Characteristics. APH databases below the OU/P/T/TMA/Other Characteristics level may only be maintained by the AIP if the criteria in Para. [1505](#) are met.

The approved yield reported must match the corresponding APH database within the OU (e.g., same section). Once APH databases are established they must be maintained with production reports for each APH database required and the AIP must submit them to RMA.

Any liability, premium and indemnity payments will be based on the OU structure, regardless of any APH databases that may be established below that level based on the criteria in Para. 1505.

## 1013 Combination of OUs

---

OUs will be combined into the BU from which they were formed if insured does not comply with the OU requirements.

## 1014 OU Qualifications

---

To qualify for an OU, all of the following apply.

### A. Acceptable Production Report

Acceptable production reports must be filed for at least the most recent APH crop year in the base period according to the OUs requested for the current crop year. See Para. [1322](#). The following exceptions apply.

- (1) The insured is a new producer who has not produced the crop, is not providing records from another person sharing in the crop and intends to keep separate acreage and production records by P/T according to the OU division requirements. See Para. [1721](#).
- (2) New land or a new P(IRR or NI)/T is added to the operation for the current crop year which meets all OU requirements; and the insured has not produced the crop, is not providing records from another person sharing in the crop on that acreage, and intends to keep separate acreage and production records according to OU provisions.
- (3) A person (or any member of the insured person) has NOT produced or shared in the crop for more than two APH crop years in the county in the last 10 calendar years preceding the current crop year (11 calendar years for crops with a lag year) if a variable T-Yield exception is approved by the RMA RO and the person intends to keep separate acreage and production records according to OU requirements. See Para. [1731](#).
- (4) Insureds that complete the Marketing Certification and direct market their crop may use a pre-harvest appraisal to allocate their production to the applicable APH database(s) to support the unit structure. See Para. [1451A](#).

Inaccurate information on the production report must be corrected, such as: acreage or production on a reported unit; transpositions of numbers; or incorrectly reporting quality adjustment. See LAM to determine any liability adjustment factor.

Reporting a previously unreported unit is not considered a correctable error.

### B. Clear and Discernible Break in Planting Pattern

The crop must be planted in a manner that results in a clear and discernible break in the planting pattern at the boundaries of each OU.

**Exception 1:** If a geographic or topographic feature causes an insured to plant across section/section equivalent lines, the insured may qualify for a WUA see WAH.

**B. Clear and Discernible Break in Planting Pattern (Continued)**

**Exception 2:** For pears, OUs may either be established in accordance with Para. [1011](#) and Para. [1014B](#) or by non-contiguous land, but not both. In addition to this requirement, the SP may allow OUs by type. For OUs by type, the requirement that the crop be planted in a manner that results in a clear and discernible break in the planting pattern at the boundaries of each OU **is** not applicable.

Planted includes the original planting, including any reseeding, or replanting. Cultivating, disking, mowing, etc., between sections, section equivalents, FSA FNs, etc., after planting or harvesting does not qualify the acreage for OUs.

**Exception 3:** For center pivot irrigation systems only, planting end rows either before or after planting the crop or cultivating, disking, mowing, etc., after the crop was planted between the IRR acreage and the NI corners of a center pivot system may be used to establish breaks between IRR and NI planting patterns for OU purposes.

Such breaks will be acceptable only if completed on or before the ARD for the crop and are clearly discernible if a subsequent inspection is required during the crop year (appraisal, claim for indemnity, APH review, etc.).

Producers using precision farming technology, identifying the boundaries (between the IRR and NI acreage of the center pivot) and GPS yield monitors that document the production separately, are considered to meet the discernible break requirements between the IRR and NI acreage. See Para. [1011F](#).

---

**1015 Production Evidence**

---

**A. Most Recent APH Crop Year**

The insured must have acceptable production evidence for the most recent APH crop year of planted acreage and production used to determine the approved yield or amount of insurance for each OU.

If the insured has a loss for the current crop year, the insured is required to maintain production evidence to support the current crop year's unit arrangement as shown on the acreage report. If, at loss time, production is discovered to be commingled between OUs, the units with commingled production must be combined on the current crop year's claim for indemnity. However, the acreage and production history are continued to be maintained separately unless combined according to Para. [1085](#).

For the subsequent crop year (the claim record must be used for APH), the insured will not qualify for OUs on the combined unit.

**B. Prior APH Crop Years**

When a new insured is unable to provide separate acceptable production reports on an OU basis for APH crop years prior to the most recent APH crop year but provides acceptable records of acreage by unit and production for each BU by P/T, production for OUs within a BU may be determined on a prorated basis (except for OUs determined by P/T), and applied to OUs with planted acres.

When a new insured is unable to provide acceptable production reports or records of planted acreage of the crop to prorate the production for OUs, such years are not acceptable for APH purposes when OUs are requested.

**Example:** 100 acres, 150 acres, and 50 acres were planted on units 0001-0001, 0001-0003 and 0001-0005 respectively. The insured has records of 37,500 bu. total production,  $37,500 \div 300 = 125$  bushels per acre.

For unit 0001-0001: 12,500 (100 acres  $\times$  125 bu.), 100.0 acres and "PA" 125 bu. are entered on the APH database in the Total Production, Acres, and Yield columns respectively.

For unplanted units 0001-0002 and 0001-0004, 0.0 is entered in the acres column and "Z" in the yield column.

The insured is eligible for five OUs.

**C. Subsequent Crop Years**

If OUs are desired, acceptable production reports must be filed for each OU.

Acceptable production evidence such as; farm management records for Category B APH crops, must indicate planted acres and production for each OU and account for all planted acreage and total production. This evidence must be available for each subsequent APH crop year.

Acres and production submitted to qualify for OUs for the previous crop year may not be combined into a BU (or OU) and then prorated if the insured wishes to continue to qualify for OUs. For additional limitations for combining OUs, refer to [Part 15 Section 2](#).



## **1016 Assigned Yields**

---

Assigned yields will apply, per Para. [1686](#) for unit(s) of the crop that do not have loss claim records and OUs will be combined into the BU from which they were formed if:

- (1) acceptable production reports are not provided;
- (2) production reports are provided with one or more units not reported; or
- (3) production reports are provided, however, acceptable production evidence is not maintained or available. See [Part 14](#) for acceptable production evidence.

When assigned yields are used for the most recent crop year of the base period, OU provisions do not apply for the crop/county. OUs will be combined at the time of loss adjustment if the insured failed to meet any provision required to qualify for OUs. BUs cannot be further divided into OUs at the time of loss adjustment.

Situations in (1)-(3) above are not correctable for the current year after the PRD. However, these situations may be corrected in subsequent years prior to the PRD. See Para. 1686.

## **1017 Determining OUs**

---

OUs are determined on or before the ARD, provided production reports were properly reported on an OU basis on or before the PRD. However, OUs may be changed to BUs on or before the ARD at insured's discretion. OUs may be converted to BUs after the ARD if the AIP determines the requirements for OUs are not met.

## **1018-1030 (Reserved)**

---

### 1031 EU Availability

---

- (1) An EU consists of all insurable acreage of the same insured crop in the county in which the insured has a share on the date coverage begins for the crop year. When an insured elects a single EU for all the crop acreage in the county (not by practice or type), the unit structure code provided in the AD for this election is EU. No option codes are required to elect a single EU for all insured acreage of a crop.
- (2) EUs are only available on additional coverage policies as allowed by the AD.
- (3) When allowed by the AD, an insured may elect separate EUs by:

- (a) irrigation practice: irrigated and/or non-irrigated practices. This election is identified with the EI option code. EUs by irrigation practice will be referred to in these procedures as EI.

If the insured does not separately designate on an Application or Policy Change Form which irrigation practice they want EI to apply to, it will apply to both irrigation practices (one EU for all irrigated practices and one EU for all non-irrigated practices).

- (b) organic practice: acreage of the insured crop grown and insured under an organic farming practice and acreage of the insured crop not grown under an organic farming practice. In these procedures, acreage of the insured crop grown and insured under an organic farming practice will be referred to as “organic practice” and acreage of the insured crop not grown under an organic farming practice will be referred to as “non-organic practice.” The organic practice will include all acreage that is certified organic, transitional, and buffer zone. This election is identified with an EO option code. EUs by organic practice will be referred to in these procedures as EO.

If the insured does not separately designate on an Application or Policy Change Form between the organic and non-organic practice which practice they want EO to apply to, it will apply to both organic and non-organic practices (one EU for the organic practices and one EU for the non-organic practice).

MCEU is not available for EUs by organic and/or non-organic practices.

- (c) cropping practice: FAC and/or NFAC practices. This election is identified with EC option code. EUs by cropping practice will be referred to in these procedures as EC.

If the insured does not separately designate on an Application or Policy Change Form which cropping practice they want EC to apply to, it will apply to both cropping practices (one EU for all FAC cropping practices and one EU for all NFAC cropping practices).

EUs by FAC and/or NFAC cropping practices are only allowed when provided in the AD and available for each irrigation practice the insured uses. For example, if the non-irrigated practice for the county has both FAC and NFAC cropping practices in the AD, but the irrigated practice does not specify either FAC or NFAC, EUs are available as follows:

- (i) If the insured uses the irrigated practice, separate EUs for FAC and NFAC cropping practices are not available because they are not specified as separate cropping practices in the AD for the irrigated practice; or
- (ii) If the insured uses only the non-irrigated practice, with FAC and NFAC cropping practices, separate EUs for non-irrigated FAC and NFAC cropping practices are available, because they are specified as separate cropping practices in the AD for the non-irrigated practice.

MCEU is not available for EUs by FAC and/or NFAC cropping practices.

Whenever the term “one practice” and/or the “other practice” is used, this means either irrigation practices or FAC/NFAC cropping practices.

The insured may elect one EU for one practice and/or one EU for the other practice. For example, the insured may elect: (1) one EU for all irrigated practices and/or one EU for all non-irrigated practices; or (2) one EU for all FAC practices and/or one EU for all NFAC practices; or

- (d) type: This election is identified with ET option code. EUs by type will be referred to in these procedures as ET.

The insured may elect separate ET when allowed by the AD unless otherwise specified in the SP.

**Example 1:** If the insured has wheat with winter and spring types, they may elect one EU for the spring type or one EU for the winter type, or separate EUs for both types.

**Example 2:** If the insured has dry beans with black, great northern, and pinto types, they may elect a separate EU for one of the types, two of the types, or all three types.

**Example 3:** If the insured has a sunflower seed policy with confectionary and oil types, they may elect one EU for the confectionary type or one EU for the oil type, or separate EUs for both types.

Any acreage which is not reported and insured as an EU will be insured as BUs or OUs if requirements are met. For example, if you only have winter and spring types, you may have an EU for the winter type acreage and BUs or OUs for the spring type acreage.

If the insured does not separately designate on an Application or Policy Change Form which type(s) they want ET to apply to, it will apply to all types (separate EUs for each type the insured has on their policy).

MCEU is not available for ET.

### 1031 EU Availability (Continued)

---

- (4) If the insured elects **EI**, **EC**, **EO**, or **ET** as provided in (3) above; they may not elect EUs or OUs by any other practice or type.

See [Part 10 Section 5](#) for examples.

### 1032 EU Election

---

EU must be elected, on or before the earliest SCD, on an Application or Policy Change Form.

- (1) For counties with a fall or winter SCD and a spring SCD specified in the **AD**, the unit election may be changed on or before the spring SCD if there is no insured fall-planted acreage of the insured crop.
- (2) The EU Election is continuous and remains in effect from year to year unless canceled in writing by the insured by the earliest cancellation date for the next crop year.

If the insured has an EU in effect and does not qualify for the current crop year the election will continue to apply in subsequent crop years. See Para. 1033 below.

- (3) An EU may not be further divided except as specified in this procedure. However, the unit structure may be changed based on information determined to be correct when adjusting a loss or at any other time.

### 1033 EU Qualifications

---

To qualify for an EU, all of the following must apply. The EU must contain:

- (1) All of the insurable acreage of the same insured crop in the county as one EU.
- (2) All acreage of one practice as one EU and/or all acreage of the other practice as one EU for the same insured crop in the county, if allowed by the AD. The insured may elect one EU for all acreage of one practice and/or one EU for all acreage of the other practice.
- (a) When the insured elects to have separate EUs for both practices (**irrigated/non-irrigated, organic/non-organic**, or FAC/NFAC), two separate EUs will be established (one EU for all insurable acreage of the crop under one practice and a second EU for all insurable acreage of the crop under the other practice) as long as both units separately meet the EU requirements below in (4). If the insured fails to qualify for an EU on either practice, unit structure will be assigned according to Para [1037\(2\)](#).

**Examples:** **EI:** the insured elects separate EUs for all irrigated practices and non-irrigated practices. Each irrigation practice must separately meet the EU requirements below in (4). If the insured fails to qualify on either irrigation practice, unit structure will be assigned according to Para. [1037\(2\)](#).

**EO:** the insured elects separate EUs for all organic practices and non-organic practices. The organic practices and non-organic practices must separately meet the EU requirements in (4) below. If the insured fails to qualify on either the organic or non-organic practice, unit structure will be assigned according to Para. [1037\(2\)](#).

**EC:** the insured elects separate EUs for all FAC and NFAC cropping practices. Each cropping practice must separately meet the EU requirements below in (4). If the insured fails to qualify on either cropping practice, unit structure will be assigned according to Para. [1037\(2\)](#).

- (b) When the insured elects to have a separate EU for all acreage of one **practice (irrigated or non-irrigated, organic or non-organic, or FAC or NFAC)**, only one EU is established for all insurable acreage of the practice the insured elects to insure as an EU and may elect BUs or OUs for the other practice.

**Examples:** **EI:** the insured elects EU for all irrigated practices and elects to insure all non-irrigated practices as BUs or OUs. The irrigation practice that the insured elects to insure as an EU must meet the EU requirements below in (4). If the insured fails to qualify for an EU on the irrigation practice they elected to insure as EU, unit structure for both irrigation practices will be assigned according to Para. [1037\(3\)](#).

**EO:** the insured elects EU for all non-organic practices and elects to insure all organic practices as BUs or OUs. The non-organic practices must meet the EU requirements below in (4). If the insured fails to qualify for an EU on the non-organic practices, unit structure for both non-organic and organic practices will be assigned according to Para. [1037\(3\)](#).

**EC:** the insured elects EU for all FAC cropping practices and elects to insure all NFAC cropping practices as BUs or OUs. The FAC cropping practices must meet the EU requirements below in (4). If the insured fails to qualify for an EU on the FAC cropping practices, unit structure for both FAC and NFAC cropping practices will be assigned according to Para. [1037\(3\)](#); or

- (3) All acreage by type as separate EUs for which EU is elected for the same insured crop in the county, if allowed by the AD. The insured may elect separate EUs by type and any acreage which is not reported and insured as an EU will be insured as BUs or OUs, if requirements are met.

- (a) When the insured elects to have separate EUs for multiple types, a separate EU is established for each type containing all insurable acreage of that type, as long as all types for which EU was elected separately meet the EU requirements below in (4). Any acreage not reported and insured as an EU will be insured as BUs or OUs if requirements are met. If the insured fails to qualify for an EU on any type, unit structure will be assigned according to Para. [1037](#)(4).

**Example 1:** Insured with dry peas has the following types: spring Austrian peas fall Austrian peas, spring lentils, fall lentils, and spring large kabuli chickpeas. The insured elects separate EUs for fall Austrian peas, spring lentils, and spring large kabuli chickpeas; and elects BU or OUs for spring Austrian peas and fall lentils. Each type for which EU was elected must separately meet the EU requirements below in (4). If the insured fails to meet EU qualifications on any type which EU was elected, unit structure will be assigned according to Para. 1037(4).

**Example 2:** Insured with wheat has the following types: Durum, spring, and winter. The insured elects separate EUs for the Durum and winter types; and elects BUs or OUs for the spring type. Each type for which EU was elected must separately meet EU requirements below in (4). If the insured fails to meet EU qualifications on any type for which EU was elected, unit structure will be assigned according to Para. 1037(4).

**Example 3:** Insured with a sunflower seed policy has confectionary and oil types. The insured elects separate EUs for the confectionary and oil types. Each type for which [an](#) EU was elected must separately meet EU requirements below in (4). If the insured fails to meet EU qualifications on any type for which EU was elected, unit structure will be assigned according to Para. [1037](#)(4).

- (b) When the insured elects to have a separate EU for only one type, one EU is established for all insurable acreage of that type and any acreage which is not reported and insured as an EU will be insured as BUs or OUs if requirements are met.

**Example 1:** Insured with dry peas has spring Austrian peas and spring lentils. The insured elects EU for the spring Austrian peas type; and elects BU or OUs for the spring lentils type. The spring Austrian peas type that the insured elects to insure as an EU must meet the EU requirements below in (4). If the insured fails to qualify for an EU on the spring Austrian peas type they elected to insure as EU, unit structure for all types will be assigned according to Para. 1037(5).

**Example 2:** Insured with wheat has the following types: Durum, spring, and winter. The insured elects EU for the spring type; and elects BUs or OUs for the Durum and winter types. The spring type that the insured elects to insure as an EU must meet the EU requirements below in (4). If the insured fails to qualify for an EU on the spring type they elected to insure as EU, unit structure for all types will be assigned according to Para. 1037(5).

**Example 3:** Insured with a sunflower seed policy has confectionary and oil types. The insured elects EU for the confectionary type; and elects BUs or OUs for the oil type. The confectionary type that the insured elects to insure as an EU must meet the EU requirements below in (4). If the insured fails to qualify for an EU on the confectionary type they elected to insure as EU, unit structure for confectionary and oil types will be assigned according to Para. 1037(5).

- (4) The acreage in an EU must be located in:
- (a) two or more sections, if OUs are available by sections;
  - (b) two or more section equivalents, if OUs are available by section equivalents;
  - (c) two or more FSA FNs, if OUs are available by FSA FNs;
  - (d) any combination of two or more sections, section equivalents, or FSA FNs, if more than one of these is the basis for OUs;
  - (e) two or more units as established by UDGO, UDO, or WUA;
  - (f) two or more non-contiguous parcels of land, if OUs by non-contiguous parcels of land are allowed by the CP or SP; or
  - (g) one section, section equivalent, or FSA FN that contains at least 660 planted acres, based on the type of parcel that is utilized to establish OUs.

Items (a)-(f) above that are used to qualify for the EU must have planted acreage that constitutes at least the lesser of 20 acres or 20 percent (20 acres/20 percent) of the insured crop acreage in the EU. If there is planted acreage in more than two sections, section equivalents, FSA FNs or units established by WA, these can be aggregated to form at least two parcels to meet this requirement.

**Example 1:** If sections are the basis for OUs and the insured has 80 planted acres in section 15, 10 planted acres in section 34, and 10 planted acres in section 35, sections 34 and 35 may be aggregated to meet the 20 acres/20 percent requirement.

**Example 2:** The insured elects separate EUs for FAC and NFAC cropping practices. Sections are the basis for OUs and the insured has planted acreage of the crop as follows: 80 FAC and 7 NFAC acres in section 15, 10 FAC and 10 NFAC acres in section 34, 10 FAC acres in section 35, and 40 NFAC acres in section 36.

To qualify for the FAC EU, the insured has 80 FAC acres in section 15 and can aggregate the 10 FAC acres in section 34 and 10 FAC acres in section 35 to meet the 20 acres/20 percent requirement. To qualify for the NFAC EU, the insured has 40 NFAC acres in section 36 and can aggregate the 7 NFAC acres in section 15 and 10 NFAC acres in section 34 to meet the 20 acres/20 percent requirement.

**Calculation for qualifying for FAC EU:**

Total acres = 100 (80 + 10 + 10)  
 20 percent of total acres = 20 (100 × .20)

Section 15 with 80 acres is greater than 20 acres and greater than 20 percent.

Section 34 with 10 acres and section 35 with 10 acres aggregated together (10 + 10 = 20) meets the 20 acres/20 percent requirement.

The requirement of two or more sections with 20 acres/20 percent is met.

**Calculation for qualifying for NFAC EU:**

Total acres = 57 (7 + 10 + 40)  
 20 percent of total acres = 11.4 (57 × .20)

Section 15 with 7 acres and section 34 with 10 acres aggregated together (7 + 10 = 17) meets the 20 percent requirement.

Section 36 with 40 acres is greater than 20 acres and also greater than 20 percent.

The requirement of two or more sections with 20 acres/20 percent is met.

**Example 3:** The insured elects separate EUs for irrigated and non-irrigated practices. Sections are the basis for OUs and the insured has planted acreage of the crop as follows: 80 irrigated and 4 non-irrigated acres in section 15, 10 irrigated and 6 non-irrigated acres in section 34, 10 irrigated acres in section 35, and 50 non-irrigated acres in section 36. The insured does not qualify for separate EUs by irrigated and non-irrigated practices because the non-irrigated acreage does not meet the 20 acres/20 percent requirement for two or more sections and unit structure will be assigned according to Para. [1037 \(2\)](#).

**Calculation for qualifying for irrigated EU:**

Total acres = 100 (80 + 10 + 10)  
 20 percent of total acres = 20 (100 × .20)

Section 15 with 80 acres is greater than 20 acres and greater than 20 percent.

Section 34 with 10 acres and section 35 with 10 acres aggregated together (10 + 10 = 20) meets the 20 acres/20 percent requirement.

The requirement of two or more sections with 20 acres/20 percent is met.



**Calculation for qualifying for non-irrigated EU:**

Total acres = 60 (4 + 6 + 50)

20 percent of total acres = 12 ( $60 \times .20$ )

Section 36 with 50 acres is greater than 20 acres and also greater than 20 percent.

Section 15 with 4 acres and section 34 with 6 acres aggregated together ( $4 + 6 = 10$ ) does not meet 20 acres/20 percent requirement.

The requirement of two or more sections with 20 acres/20 percent is not met for each proposed EU. Insured does not qualify for separate EUs by irrigated and non-irrigated practices. However, the insured would qualify for a single EU because the requirement of two or more sections with 20 acres/20 percent for a single EU by crop/county has been met.

**Example 4:** The insured elects a separate EU for all irrigated practices and elects to insure all non-irrigated practices as BUs or OUs. Sections are the basis for OUs and the insured has planted acreage of the crop as follows: 65 irrigated acres in section 15 and 35 irrigated acres in section 34.

**Calculation for qualifying for irrigated EU:**

Total acres = 100 (65 + 35)

20 percent of total acres = 20 ( $100 \times .20$ )

Section 15 with 65 acres is greater than 20 acres and greater than 20 percent.

Section 34 with 35 acres is greater than 20 acres and greater than 20 percent.

The requirement of two or more sections with 20 acres/20 percent is met. The insured qualifies for a separate EU for all irrigated practices and can elect to insure all non-irrigated practices as BUs or OUs.

**Example 5:** The insured elects a separate EU for all non-organic practices and elects to insure all organic practices as BUs or OUs. Sections are the basis for OUs and the insured has planted acreage of the crop as follows: 45 non-organic acres in section 15 and 25 non-organic acres in section 34.

**Calculation for qualifying for non-organic EU:**

Total acres = 70 (45 + 25)

20 percent of total acres = 14 ( $70 \times .20$ )

Section 15 with 45 acres is greater than 20 acres and greater than 20 percent.

Section 34 with 25 acres is greater than 20 acres and greater than 20 percent.

The requirement of two or more sections with 20 acres/20 percent is met. The insured qualifies for a separate EU for all non-organic practices and can elect to insure all organic practices as BUs or OUs.

**Example 6:** The insured has dry beans and elects a separate EU for the pinto type and elects to insure all other acreage of the crop in the county as BUs or OUs. Sections are the basis for OUs and the insured has planted acreage of the pinto type as follows: 45 acres in section 2 and 55 acres in section 10.

**Calculation for qualifying for EU on pinto type:**

Total acres = 110 (45 + 55)

20 percent of total acres = 22 (110 × .20)

Section 2 with 45 acres is greater than 20 acres and greater than 20 percent.

Section 10 with 55 acres is greater than 20 acres and greater than 20 percent.

The requirement of two or more sections with 20 acres/20 percent is met. The insured qualifies for a separate EU for the pinto type and can elect to insure all other acreage of the crop in the county as BUs or OUs.

- (5) The crop must be planted in a manner that results in a clear and discernible break in the planting pattern at the boundaries of acreage between different practices (irrigated and non-irrigated, organic and non-organic, or FAC and NFAC), or type respectively to qualify for EUs by practice (irrigated and non-irrigated practice, organic and non-organic, or FAC and NFAC), or type. The additional center pivot instructions in Para. 1011F(2) for determining irrigated and non-irrigated acreage also apply to EUs.

“Planted” means the original planting, including any reseeding or replanting. Cultivating, disking, mowing, etc., after planting or harvesting does not qualify for separate EUs by irrigated and non-irrigated practices.

**Exception:** For center pivot irrigation systems only, planting end rows either before or after planting the crop or cultivating, disking, mowing, etc., after the crop was planted between the IRR acreage and the NI corners of a center pivot system may be used to establish breaks between IRR and NI planting patterns for separate EUs by irrigated and non-irrigated practices.

Such breaks will be acceptable only if they are completed on or before the ARD for the crop and are clearly discernible if a subsequent inspection is required during the crop year (appraisal, claim for indemnity, APH review, etc.).

Producers using precision farming technology, identifying the boundaries (between the IRR and NI acreage of the center pivot) and GPS yield monitors that document the production separately, are considered to meet the discernible break requirements between the IRR and NI acreage.

EU unit structure must be reported on the acreage report.

**A. Separate Record Requirements**

Each BU must be designated separately on the acreage report. Separate production reports must be provided for APH purposes for each crop by P/T/TMA in the EU.

Separate records of acreage and production for BUs/OUTs must be maintained to change unit structure from EUs to BUs or OUTs in any subsequent crop year.

- (1) For BUs, to be eligible to use records to establish the production guarantee for the BU, production reports must be provided for each BU by P/T/TMA. If production reports are not provided for each BU, none of the production reports are acceptable for APH purposes.
- (2) For OUTs, to qualify for OUTs and to be eligible to use the records to establish the production guarantee for all OUTs, production reports must be provided for each OUT by P/T/TMA. If production reports are not provided for each OUT, none of the production reports are acceptable for APH purposes.

**B. Maintaining APH databases below the EU level**

The following are instructions for maintaining an APH database below the EU level.

- (1) APH databases below the EU level must be maintained by the AIP when separate P/T/TMAs are contained on the AD.
- (2) APH databases below the EU level (at BU or OUT level) must be established and maintained by the AIP when the insured provides separate production reports for acreage that would qualify for separate OUTs by crop/P/T/TMA. The AIP must submit the APH databases to RMA electronically. The approved yield reported on the acreage report must match the corresponding APH database within the EU (e.g., same section).
- (3) If the insured does not provide a production report on the basis of APH databases below the EU level or if production is commingled between the APH databases below the EU level, the AIP shall prorate the production and acreage to APH databases with planted acres when APH databases below the EU level exist. Identify actual prorated production with the "PA" yield descriptor.
- (4) Any liability, premium and indemnity payments will be based on the EU structure, regardless of any APH databases that may be established below the EU level.

**C. EU Acreage Report Requirement**

Each section or other basis used to qualify for an EU must be separately designated by BU on the acreage report.

**D. Qualification Determination**

Qualification for the EU will be determined at acreage reporting time when the insured reports all insurable acreage of the insured crop in the county for all BUs and/or OUs comprising the EU. For counties with dual ARDs, EU qualifications may not be possible until the spring acreage report has been filed.

**Example 1:** If an EU was elected for all acreage of the crop in the county, but the winter acreage alone does not qualify for the enterprise unit, qualifications for an EU will be determined after the spring acreage report is received.

**Example 2:** For a county where winter and spring types of wheat are insurable, if the insured elected ET option code for both winter and spring types, but the winter type did not independently qualify for an EU, the spring wheat acreage report is needed to determine what unit structure assignments are available to the insured.

**Example 3:** For a county where winter and spring types of wheat are insurable, if the insured elects ET option code for the winter type and OU for spring type, the spring wheat acreage report is not needed to finalize enterprise unit determination on the winter wheat (see also Para. [1037](#) (5)).

**E. Prorating Production**

If an insured has only provided production reports for total acres and total production on an EU basis and APH databases have not been maintained at the BU level, production will be prorated for each BU for planted acres in accordance with Para. [1087C](#) to determine the approved yield when BUs are assigned up until payment of a claim.

---

**1035 Discounts**

Acres used to determine the EU discount include only insured planted acres in the unit (do not include any prevented planting acres). The applicable EU discount will apply to both insured and prevented planting acres when determining premium, if there are insured planted acres.

---

**1036 Added Land and New Crop P/T**

For land added to an EU or APH databases established for a new crop/P/T, use a simple average of the approved yields, or adjusted yields as applicable, from each of the insured's existing APH databases that have at least one year of actual/assigned yields for the underlying units of the EU within the county as the SA T-Yield. Exclude the approved yields from high-risk land APH databases in the county that are excluded from the policy. In those instances, a separate SA-T-Yield would be calculated for the high-risk land APH databases, when applicable. Use the variable T-Yield when the APH databases established for the added land or new crop/P/T do not qualify for use of the SA T-Yield or the existing unit's yield. See [Part 17 Section 7](#).

- (1) If the insured does not qualify for an EU by crop/county, a unit structure will be assigned. If this determination is made (see Exh. [10E](#)):
  - (a) on or before the ARD, the unit division will be based upon BUs or OUs, whichever is reported on the acreage report and for which the insured qualifies, if the production reporting requirements are met by the PRD.
  - (b) after the ARD, a BU structure will apply.
- (2) If the insured does not qualify for separate EUs for both practices (EUs for both irrigated and non-irrigated practices, [EUs for both organic and non-organic practices](#), or EUs for both FAC and NFAC cropping practices, if provided in the [AD](#)) when elected and this determination is made (see Exh. [10F](#), [G](#), and [H](#)):
  - (a) on or before the ARD, the insured may elect the unit structure of:
    - (i) one EU for one practice (either all irrigated or all non-irrigated practices, [all organic or all non-organic practices](#), or all FAC or all NFAC cropping practices) provided the requirements in Para. [1033](#) are met, and BU or OU for the other practices, whichever is reported on the acreage report and for which the insured qualifies, provided the production reporting requirements are met by the PRD;
    - (ii) one EU for both practices on a crop/county basis, provided the requirements in Para. [1033](#) are met; or
    - (iii) BUs or OUs for both practices, whichever is reported on the acreage report and for which the insured qualifies, provided the production reporting requirements are met by the PRD.
  - (b) after the ARD, the unit structure will be one EU for both practices on a crop/county basis provided the requirements in Para. [1033](#) are met. If the requirements for an EU are not met, a BU structure will apply to both practices.
- (3) If the insured does not qualify for an EU on one practice (EU for irrigated or non-irrigated practices, [EU for organic or non-organic practices](#), or EU for FAC or NFAC cropping practices, if provided in the [AD](#)) when they elect to insure one of the practices as an EU and a different unit structure on the other practice and this determination is made (see Exh. [10I](#), [J](#), and [K](#)):
  - (a) on or before the ARD, the unit division for both practices will be based upon BUs or OUs, whichever is reported on the acreage report and for which the insured qualifies, if the production reporting requirements are met by the PRD.
  - (b) after the ARD, a BU structure will apply to both practices.
- (4) If the insured does not qualify for separate EUs on multiple types, (if provided in the [AD](#)) when elected and this determination is made (see Exh. [10L](#)):
  - (a) on or before the ARD, the insured may elect the unit structure of:

## 1037 Assigned Unit Structure (Continued)

---

- (i) separate EUs for all types for which the insured elected the EU by type that meet the EU requirements in Para. [1033](#), and BUs or OUs for any acreage that is not reported and insured as an EU, whichever is reported on the acreage report and for which the insured qualifies, provided the production reporting requirements are met by the PRD;
    - (ii) one EU for all acreage of the crop in the county, provided the requirements in Para. 1033 are met; or
    - (iii) BUs or OUs for all acreage of the crop in the county, whichever is reported on the acreage report and for which the insured qualifies, provided the production reporting requirements are met by the PRD.
  - (b) after the ARD, the unit structure will be one EU for all acreage of the crop in the county provided the requirements in Para. 1033 are met. If the requirements for an EU are not met, a BU structure will apply to all acreage of the crop in the county.
- (5) If the insured does not qualify for a separate EU when they elected a separate EU for only one type (if provided in the [AD](#)) and this determination is made (see Exh. [10M](#)):
- (a) on or before the ARD, the unit division for all acreage of the crop in the county will be based upon BUs or OUs, whichever is reported on the acreage report and for which the insured qualifies, if the production reporting requirements are met by the PRD.
  - (b) after the ARD, a BU structure will apply to all acreage of the crop in the county.

## 1038 Assigned Yields

---

Assigned yields and related procedures will apply if production reporting provisions are not complied with for an EU. If the insured certifies production on the production report at a level below the EU, they must have acceptable records at the level reported or assigned yields will apply (see Para. [1323A](#) for additional details). See Para. [1326](#), [1503B](#), and [1686](#) for assigned yield and related procedures. However, assigned yields do not apply if the insured provided an acceptable production report on an EU basis and BUs are subsequently assigned.

## 1039 Cups

---

Cups do not apply if APH databases are combined or divided when switching from BUs or OUs to an EU.

## 1040-1050 (Reserved)

---

## Section 4: Whole-Farm Units

### 1051 WU Availability

---

A WU consists of all insurable acreage of all insured crops planted in the county in which the insured has a share on the date coverage begins for each crop for the crop year and for which the WU structure is available. WUs may not be further divided, except as specified in this procedure.

WUs are only available for additional coverage policies as allowed by the AD.

### 1052 WU Election

---

WU must be elected by the insured, in writing, on an application or policy change on or before the earliest SCD for the insured crop(s) and county insured and unit structure must be reported on the acreage report.

- (1) For counties with a fall/winter SCD and a spring SCD, the WU election may be changed on or before the earliest spring SCD for crops in the unit, if there is not any insured fall/winter planted acreage of the insured crop.
- (2) The WU election is continuous and remains in effect from year to year unless canceled in writing by the insured by the earliest cancellation date for the crop years.

If the insured has a WU in effect and does not qualify for the current crop year, the election will continue to apply in subsequent crop years. See Para. 1053.

### 1053 WU Qualifications

---

To qualify for a WU, all of the following apply.

#### A. All Eligible Crops Must Be Insured

All insured crops eligible for WUs must be insured:

- (1) under revenue protection (if the Harvest Price Exclusion is elected for any crop, it must be elected for all crops in the WU), unless the SP allow WU for another plan of insurance and all crops are insured under such a plan;

Any insured crop with WUs available under the SP (even if revenue protection is not available) must also be included in the WU.

**Example:** If the insured plants corn and soybeans for which revenue protection has been elected and the insured plants canola for which yield protection was elected (revenue protection is available), the corn, soybeans, and canola do not qualify for WU and would be assigned separate BUs unless production reports were filed on an OU basis and ARD has not passed.

**A. All Eligible Crops Must Be Insured (Continued)**

- (2) with the same AIP; and

**Example:** If corn and canola are insured with an AIP and soybeans are insured with a different AIP, the corn, soybeans, and canola do not qualify for WU and would be assigned separate Bus.

- (3) at the same coverage level.

**Example:** If corn and canola are insured at the 65 percent coverage level and soybeans are insured at the 75 percent coverage level; the corn, soybeans, and canola do not qualify for WU and would be assigned separate BUs.

**Exception:** An insured can elect one coverage level for all irrigated practices and a different coverage level for all non-irrigated practices for all crops within the WU in accordance with the requirements in GSH Para. 836 A(2). For example, if all irrigated practices for corn are insured at the 65 percent coverage level, all irrigated canola practices must be insured at the 65 percent coverage level. If all non-irrigated practices for corn are insured at the 70 percent coverage level, all the non-irrigated practices for canola must be insured at the 70 percent coverage level. If all irrigated corn practices are insured at the 65 percent coverage level and all irrigated practices for canola are insured at the 70 percent coverage level, the unit structure will be assigned in accordance with Para. [1056](#).

**B. Must Contain Two Crops and 10 Percent or More of Planted Acreage**

The WU must contain all of the insurable acreage of at least two crops.

At least two of the insured crops must each have planted acreage that constitutes 10 percent or more of the total planted acreage liability of all insured crops in the WU. (For crops for which revenue protection is available, liability will be based on the applicable projected price only for the purpose of this paragraph).

---

**1054 Separate Administrative Fees**

The insured is required to pay the separate administrative fees for each crop included in the WU.

---

**1055 Reporting Requirements**

**A. Acreage Report**

Each BU for each crop in the WU must be designated separately on the acreage report.



**B. Production Report**

Separate production reports must be provided for APH purposes for each crop by P/T/TMA for the WU. To change unit structure from a WU to BU or OUs in any subsequent crop year, separate records of acreage and production for each crop must be maintained by P/T/TMA by the following.

- (1) For each BU, to be eligible to use such records to establish the approved yield or amount of insurance for the BUs.
- (2) For OUs, to qualify for OUs and to be eligible to use such records to establish the approved yield or amount of insurance for the OUs.
- (3) If an insured has only provided production reports for total acres and total production by crop on a WU basis and APH databases have not been maintained at the BU level, production will be prorated for each BU based upon planted acres in accordance with Para. [1087C](#) to determine the approved yield when BUs are assigned up until payment of a claim.

**C. Maintaining APH databases below the WU level**

The following instructions apply when maintaining an APH database below the WU level.

- (1) APH databases below the WU level must be maintained by the AIP when separate P/T/TMA are contained on the AD.
- (2) APH databases below the WU level (at BU, OU, or EU level) must be established and/or maintained by the AIP when the insured provides separate production reports for acreage that would qualify for separate OUs by crop/P/T/TMA. The AIP must submit the APH databases to RMA electronically. The approved yield reported on the acreage report must match the corresponding APH database within the WU (e.g., same section).
- (3) If the insured does not provide a production report on the basis of APH databases below the WU level or if production is commingled between the APH databases below the WU level, the AIP shall prorate the production and acreage to APH databases with planted acres when APH databases below the WU level exist. Identify actual prorated production with the "PA" yield descriptor.
- (4) Any liability, premium and indemnity payments will be based on the WU structure, regardless of any APH databases that may be established below that level.

## 1056 Unit Structure Assignment

---

- (1) If the insured does not qualify for a WU for at least one insured crop, even when revenue protection was elected for all crops and the insured does not meet all of the other requirements in Para. [1053](#):
  - (a) on or before the ARD, the unit division for all crops for which a WU was elected, will be based on BU or OUs (provided the production reporting requirements are met by the PRD), whichever is reported on the acreage report and for which the insured qualifies; or
  - (b) at any time after the ARD, a BU structure will be assigned for all crops for which a WU was elected.
- (2) If it is not possible to establish a projected price for at least one of the insured's crops, the unit structure will:
  - (a) be based on the unit structure reported on the acreage report; and
  - (b) qualify for only the crop for which a projected price could not be established, unless the remaining crops in the unit would no longer qualify for a WU. In such case, the unit division for the remaining crops will be based on the unit structure reported on the acreage report for which the insured qualifies.

## 1057-1060 (Reserved)

---

## Section 5: Unit Numbering

### 1061 General Information

---

The unit number is assigned by the AIP and identifies the unit. The unit number consists of an eight-position number and a two-position alpha-character field to designate unit structure. See Exh. [10A](#) for unit numbering examples.

### 1062 The Structure Code

---

The unit structure code is a two-position alpha character field to designate the unit structure for which the insured elects and qualifies.

**Exception:** When an insured elects and qualifies for OUs, unit numbers may be coded with the OU (including UD or UA if OU established by UDO or WUA) or BU structure code.

A unit number is coded with the BU structure code if an insured elects and qualifies for OUs, and a BU is not further divided into OUs or only one OU (including UD or UA if OU established by UDO or WUA) within a BU, that contains multiple OUs, is planted.

The Unit Structure Code will not be required on the production report or APH database. However, the Unit Structure Code must be reported on the acreage report.

Applicable Unit Structure Codes include:

- (1) BU - Basic Unit;
- (2) OU - Optional Unit;
- (3) EU - Enterprise Unit;
- (4) WU - Whole-farm Unit;
- (5) UD - OU established by UDO; and
- (6) UA - OU established by a WUA.

### 1063 Unit Number

---

The unit number is an eight-position number divided into two separate fields. The unit structure code will identify the unit structure, not the unit number. For example, an insured elects an EU and reports acreage and production on an OU or BU basis, an AIP must assign unit numbers on the basis the APH database is established and the unit structure code (EU) will designate the unit structure.

The first four digits are the BU number and may be any number between 0001-9999. However, BUs for an insured should start with 0001, if possible. The last four digits are the OU number and may be any number between 0000-9999.

**Example 1:** An insured elects OUs and has two OUs within one BU. The unit numbers are:

- (1) 0001-0001OU; and
- (2) 0001-0002OU.

**Example 2:** Same scenario as the previous example, but in the subsequent year, the insured elects BUs, no other changes. The unit number does not change, only the unit structure code (OU changed to BU) changes:

- (1) 0001-0001BU; and
- (2) 0001-0002BU.

**Example 3:** An insured has three BUs and elects OUs: the first BU has two planted OUs, the second BU contains multiple OUs but only one OU is planted in the current crop year, and the third BU is not further divided into OUs. The unit numbers are:

- (1) 0001-0001OU;
- (2) 0001-0002OU;
- (3) 0002-0001BU; and
- (4) 0003-0000BU.

The following examples demonstrate an insured with different share arrangements, who elects an EU, is able to report production by OUs, BUs, or EU.

**Example 4:** An insured with different share arrangements and an OU APH database structure elects an EU for the current crop year. The unit numbers are:

- (1) 0001-0001EU, owns (100%) share, section 3;
- (2) 0001-0002EU, cash rents (100% share) from landowner A, section 5;
- (3) 0001-0003EU, owns (100% share) section 19;
- (4) 0002-0001EU, 60% share with landowner B, section 2;
- (5) 0002-0002EU, 60% share with landowner B, section 3;
- (6) 0002-0003EU, 60% share with landowner B, section 7;
- (7) 0003-0001EU, 60% share with landowner C, section 2;
- (8) 0003-0002EU, 60% share with landowner C, section 5; and
- (9) 0003-0003EU, 60% share with landowner C, section 33.

**Example 5:** An insured with different share arrangements and a BU APH database structure elects an EU for the current crop year. The unit numbers are:

- (1) 0001-0000EU, 100% share: owns/cash rent landowner A;
- (2) 0002-0000EU, 60% share with landowner B; and
- (3) 0003-0000EU, 60% share with landowner C.

**Example 6:** An insured without underlying BU or OU APH databases and an EU structure. The unit number is:

0001-0000EU, all insurable acreage of the crop in the county.

The following examples demonstrate an insured who has different share arrangements, elects an EU by irrigation practice (identified with the EI option code and referenced in this subparagraph as “EI”) for all irrigated and non-irrigated practices (i.e., one separate EU for irrigated and one separate EU for non-irrigated practices) and **can** report production by OUs, BUs, or EU. The examples assume the insured has irrigated and non-irrigated land in each section and irrigated and non-irrigated practice/types are the same for all the land.

**Example 7:** An insured with different share arrangements and an OU APH database structure elects EI for all irrigated and non-irrigated practices for the current crop year.

The unit numbers for the irrigated EU are:

- (1) 0001-0001EU, owns (100%) share, section 3;
- (2) 0001-0002EU, cash rents (100% share) from landowner A, section 5;
- (3) 0001-0003EU, owns (100% share) section 19;
- (4) 0002-0001EU, 60% share with landowner B, section 2;
- (5) 0002-0002EU, 60% share with landowner B, section 3;
- (6) 0002-0003EU, 60% share with landowner B, section 7;
- (7) 0003-0001EU, 60% share with landowner C, section 2;
- (8) 0003-0002EU, 60% share with landowner C, section 5; and
- (9) 0003-0003EU, 60% share with landowner C, section 33.

The unit numbers for the non-irrigated EU are:

- (1) 0001-0001EU, owns (100%) share, section 3;
- (2) 0001-0002EU, cash rents (100% share) from landowner A, section 5;
- (3) 0001-0003EU, owns (100% share) section 19;
- (4) 0002-0001EU, 60% share with landowner B, section 2;

- (5) 0002-0002EU, 60% share with landowner B, section 3;
- (6) 0002-0003EU, 60% share with landowner B, section 7;
- (7) 0003-0001EU, 60% share with landowner C, section 2;
- (8) 0003-0002EU, 60% share with landowner C, section 5; and
- (9) 0003-0003EU, 60% share with landowner C, section 33.

**Example 8:** An insured with different share arrangements and a BU APH database structure elects EI for all irrigated and non-irrigated practices for the current crop year.

The unit numbers for the irrigated EU are:

- (1) 0001-0000EU, 100% share: owns/cash rent landowner A;
- (2) 0002-0000EU, 60% share with landowner B; and
- (3) 0003-0000EU, 60% share with landowner C.

The unit numbers for the non-irrigated EU are:

- (1) 0001-0000EU, 100% share: owns/cash rent landowner A;
- (2) 0002-0000EU, 60% share with landowner B; and
- (3) 0003-0000EU, 60% share with landowner C.

**Example 9:** An insured without underlying BU or OU APH databases elects EI for all irrigated and non-irrigated practices.

The unit number for the irrigated EU is:

0001-0000EU, all insurable irrigated acreage of the crop in the county.

The unit number for the non-irrigated EU is:

0001-0000EU, all insurable non-irrigated acreage of the crop in the county.

The following examples demonstrate an insured who has different share arrangements, elects an EU by organic practice (identified with the EO option code and referenced in this subparagraph as “EO”) for all organic and non-organic practices (i.e., one separate EU for organic practices and one separate EU for non-organic practices) and can report production by OUs, BUs, or EU. The examples assume the insured has organic and non-organic land in each section and organic and non-organic practice/types are the same for all the land.

**Example 10:** An insured with different share arrangements and an OU APH database structure elects EO for all organic and non-organic practices for the current crop year.

The unit numbers for the organic practice EU are:

- (1) 0001-0001EU, owns (100%) share, section 3;
- (2) 0001-0002EU, cash rents (100% share) from landowner A, section 5;
- (3) 0001-0003EU, owns (100% share) section 19;
- (4) 0002-0001EU, 60% share with landowner B, section 2;
- (5) 0002-0002EU, 60% share with landowner B, section 3;
- (6) 0002-0003EU, 60% share with landowner B, section 7;
- (7) 0003-0001EU, 60% share with landowner C, section 2;
- (8) 0003-0002EU, 60% share with landowner C, section 5; and
- (9) 0003-0003EU, 60% share with landowner C, section 33.

The unit numbers for the non-organic practice EU are:

- (1) 0001-0001EU, owns (100%) share, section 3;
- (2) 0001-0002EU, cash rents (100% share) from landowner A, section 5;
- (3) 0001-0003EU, owns (100% share) section 19;
- (4) 0002-0001EU, 60% share with landowner B, section 2;
- (5) 0002-0002EU, 60% share with landowner B, section 3;
- (6) 0002-0003EU, 60% share with landowner B, section 7;
- (7) 0003-0001EU, 60% share with landowner C, section 2;
- (8) 0003-0002EU, 60% share with landowner C, section 5; and
- (9) 0003-0003EU, 60% share with landowner C, section 33.

**Example 11:** An insured with different share arrangements and a BU APH database structure elects EO for all organic and non-organic practices for the current crop year.

The unit numbers for the organic practice EU are:

- (1) 0001-0000EU, 100% share: owns/cash rent landowner A;
- (2) 0002-0000EU, 60% share with landowner B; and
- (3) 0003-0000EU, 60% share with landowner C.

The unit numbers for the non-organic practice EU are:

(1) 0001-0000EU, 100% share: owns/cash rent landowner A;

(2) 0002-0000EU, 60% share with landowner B; and

(3) 0003-0000EU, 60% share with landowner C.

**Example 12:** An insured without underlying BU or OU APH databases elects EO for all organic and non-organic practices.

The unit number for the organic practice EU is:

0001-0000EU, all insurable organic practice acreage of the crop in the county.

The unit number for the non-organic practice EU is:

0001-0000EU, all insurable non-organic practice acreage of the crop in the county.

The following examples demonstrate an insured who has different share arrangements **and**, elects an EU by cropping practice (identified with the EC option code and referenced in this subparagraph as “EC”) for all FAC cropping practices and BUs or OUs for all NFAC cropping practices. The insured is able to report production for both FAC and NFAC cropping practices by BUs or OUs. The examples assume the insured has FAC and NFAC acreage in each section and FAC and NFAC practice/types are the same for all the land.

**Example 13:** An insured with different share arrangements and an OU APH database structure elects EC for FAC cropping practices and OUs for NFAC cropping practices for the current crop year.

The unit numbers for the FAC EU are:

(1) 0001-0001EU, owns (100%) share, section 3;

(2) 0001-0002EU, cash rents (100% share) from landowner A, section 5;

(3) 0001-0003EU, owns (100% share) section 19;

(4) 0002-0001EU, 60% share with landowner B, section 2;

(5) 0002-0002EU, 60% share with landowner B, section 3;

(6) 0002-0003EU, 60% share with landowner B, section 7;

(7) 0003-0001EU, 60% share with landowner C, section 2;

(8) 0003-0002EU, 60% share with landowner C, section 5; and

(9) 0003-0003EU, 60% share with landowner C, section 33.



The unit numbers for the NFAC OUs are:

- (1) 0001-0001OU, owns (100%) share, section 3;
- (2) 0001-0002OU, cash rents (100% share) from landowner A, section 5;
- (3) 0001-0003OU, owns (100% share) section 19;
- (4) 0002-0001OU, 60% share with landowner B, section 2;
- (5) 0002-0002OU, 60% share with landowner B, section 3;
- (6) 0002-0003OU, 60% share with landowner B, section 7;
- (7) 0003-0001OU, 60% share with landowner C, section 2;
- (8) 0003-0002OU, 60% share with landowner C, section 5; and
- (9) 0003-0003OU, 60% share with landowner C, section 33.

**Example 14:** An insured with different share arrangements and a BU APH database structure elects EC option for FAC practices and BUs for NFAC practices for the current crop year.

The unit numbers for the FAC EU are:

- (1) 0001-0000EU, 100% share: owns/cash rent landowner A;
- (2) 0002-0000EU, 60% share with landowner B; and
- (3) 0003-0000EU, 60% share with landowner C.

The unit numbers for the NFAC BUs are:

- (1) 0001-0000BU, 100% share: owns/cash rent landowner A;
- (2) 0002-0000BU, 60% share with landowner B; and
- (3) 0003-0000BU, 60% share with landowner C.

The following examples demonstrate an insured who has different share arrangements, elects an EU by type (identified with the ET option code and referenced in this subparagraph as “ET” for the winter wheat type and BUs or OUs for the spring wheat type. The insured **can** report production for both winter and spring types by BUs or OUs. The examples assume the insured has winter and spring type acreage in each section and the practice is the same for all the land.

**Example 15:** An insured with different share arrangements and an OU APH database structure elects ET for the winter wheat type and OUs for the spring wheat type for the current crop year.

The unit numbers for the winter wheat type EU are:

- (1) 0001-0001EU, owns (100%) share, section 3;
- (2) 0001-0002EU, cash rents (100% share) from landowner A, section 5;
- (3) 0001-0003EU, owns (100% share) section 19;
- (4) 0002-0001EU, 60% share with landowner B, section 2;
- (5) 0002-0002EU, 60% share with landowner B, section 3;
- (6) 0002-0003EU, 60% share with landowner B, section 7;
- (7) 0003-0001EU, 60% share with landowner C, section 2;
- (8) 0003-0002EU, 60% share with landowner C, section 5; and
- (9) 0003-0003EU, 60% share with landowner C, section 33.

The unit numbers for the spring wheat type OUs are:

- (1) 0001-0001OU, owns (100%) share, section 3;
- (2) 0001-0002OU, cash rents (100% share) from landowner A, section 5;
- (3) 0001-0003OU, owns (100% share) section 19;
- (4) 0002-0001OU, 60% share with landowner B, section 2;
- (5) 0002-0002OU, 60% share with landowner B, section 3;
- (6) 0002-0003OU, 60% share with landowner B, section 7;
- (7) 0003-0001OU, 60% share with landowner C, section 2;
- (8) 0003-0002OU, 60% share with landowner C, section 5; and
- (9) 0003-0003OU, 60% share with landowner C, section 33.

**Example 16:** An insured with different share arrangements and a BU APH database structure elects ET for winter wheat type and BUs for spring wheat type for the current crop year.

The unit numbers for the winter wheat type EU are:

- (1) 0001-0000EU, 100% share: owns/cash rent landowner A;
- (2) 0002-0000EU, 60% share with landowner B; and
- (3) 0003-0000EU, 60% share with landowner C.

## 1063 Unit Number (Continued)

---

The unit numbers for the spring wheat type BUs are:

- (1) 0001-0000BU, 100% share: owns/cash rent landowner A;
- (2) 0002-0000BU, 60% share with landowner B; and
- (3) 0003-0000BU, 60% share with landowner C.

## 1064 Unit Numbering Constancy

---

The unit number for a particular unit should remain the same from year to year to the extent possible, even when a policy transfers to a different AIP.

Unit numbers do not change when a different unit structure is elected (i.e., an insured with OUs elects EUs); the two-character unit structure code indicates unit election qualification. AIPs may change unit numbers due to unit combination/division.

### A. Numbering When Units are Combined

When units are combined, unit numbering should be handled as follows:

- (1) When BUs are combined, the unit number for the resulting BU should be the lowest unit number of the BUs which were combined. The first set of four characters of the combined unit designate the BU (0001).
- (2) When OUs are combined, the unit number of the resulting OU should be the lowest unit number of the OUs which were combined. The second set of four characters designate the OUs.

**Example:** Original units are 0001-0001OU, 0001-0002OU, and 0001-0003OU. If 0001-0001OU and 0001-0002OU are combined due to commingled production, the revised acreage report and unit numbers would be 0001-0001OU and 0001-0003OU.

### B. Numbering When Units are Divided

- (1) When BU(s) are divided, the unit numbers for the resulting BUs will be the original unit number and the lowest next available BU number.
- (2) When BU(s) are divided into OUs, the unit numbers for the resulting OUs will be the lowest available OU numbers for that BU.
- (3) When OUs are divided, the unit numbers of the resulting OU will be the original unit number and the lowest next available OU number.

**Example:** Original unit is 0001-0001OU. If 0001-0001OU is divided, the resulting unit numbers will be 0001-0001 and 0001-0002OU (if 0001-0002 is not already in use).

## **1065 Unit Number Consistency**

---

When possible, unit numbers should correspond for each crop as much as possible (i.e., wheat unit 0001-0001 should match with the location of the corn unit 0001-0001).

## **1066 Master Yield Summary APH Database**

---

Unit number is 0000-0000 with no unit structure code. Yield indicator is “M.” See [Part 17 Section 5](#) for more information concerning Master Yields.

## **1067-1070 (Reserved)**

---

1071 Provisions

---

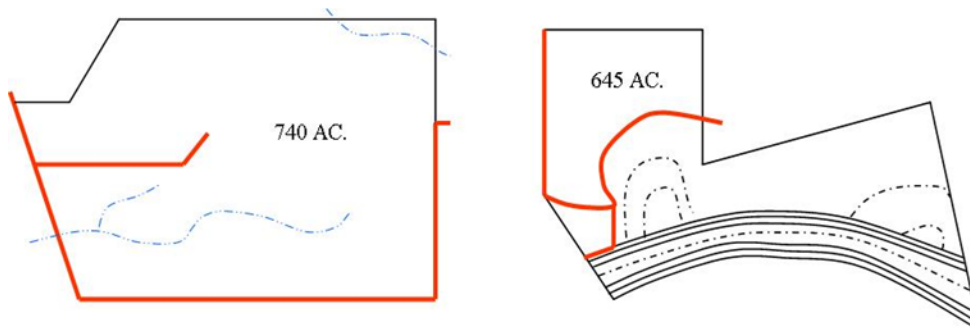
**A. Sections**

In regard to unit structure, a section is a unit of measure under a rectangular survey system describing a tract of land usually one mile square and usually containing approximately 640 acres.

**B. Section Equivalents**

In some areas of some states (e.g., Illinois, Indiana, Louisiana, New Mexico, Ohio, and Texas), other methods of measure (i.e., Spanish grants, railroad surveys, leagues, labors, Virginia Military Lands etc.) are employed. If these units of measure are legally identified and consist of at least 640 acres, they will be considered a section equivalent.

**Example:**



**C. FSA Farm Numbers**

FSA assigns an FSA FN to farms owned or operated by a person.

**D. Order of Precedence**

The order of precedence to determine whether sections, section equivalents, or FSA FNs are used to determine OUs **by land location (Para. 1011A)** is:

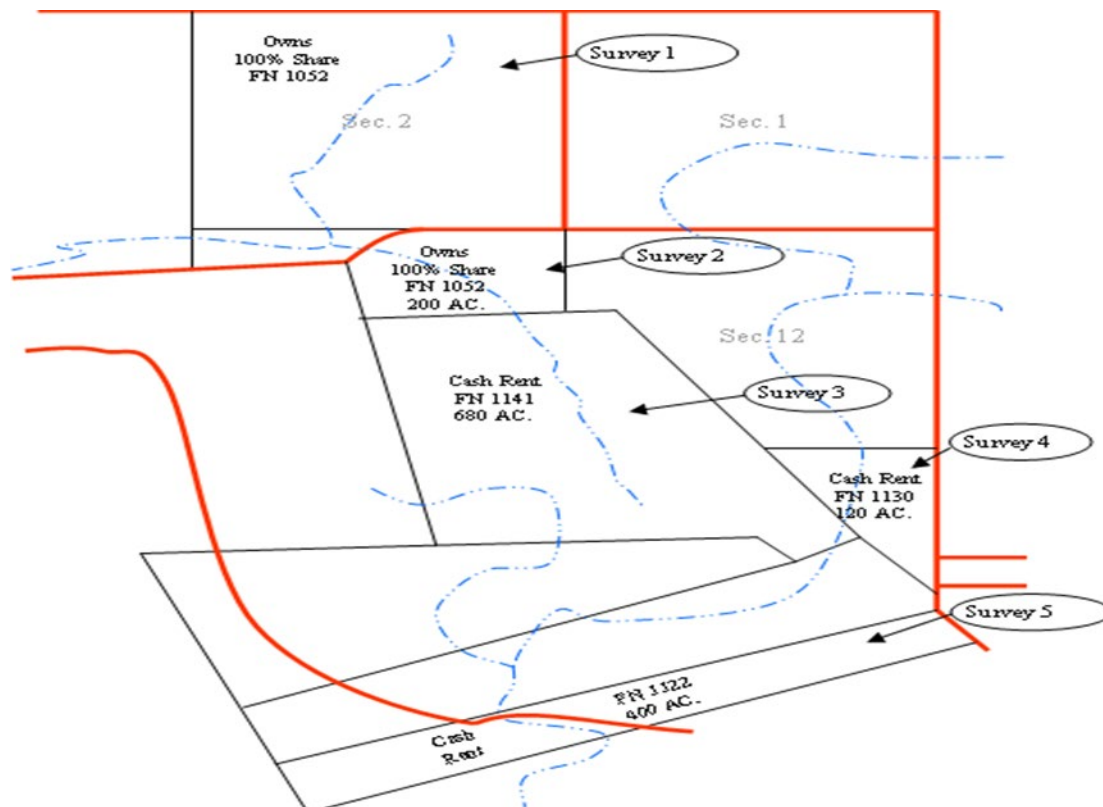
- (1) Section;
- (2) Section equivalent containing at least 640 acres; and
- (3) FSA FNs in the absence of section descriptions or section equivalents.

Assume that for each survey identified, the insured has kept separate, acceptable records of acreage and production, the survey boundaries are clearly visible, and that the planting pattern does not cross the survey boundaries.

For Sections, Section Equivalents, and FSA FNs:

## D. Order of Precedence (Continued)

**Example:** The County is primarily surveyed in sections, usually one-mile square containing approximately 640 acres. However, some of the land is surveyed using methods other than sections.

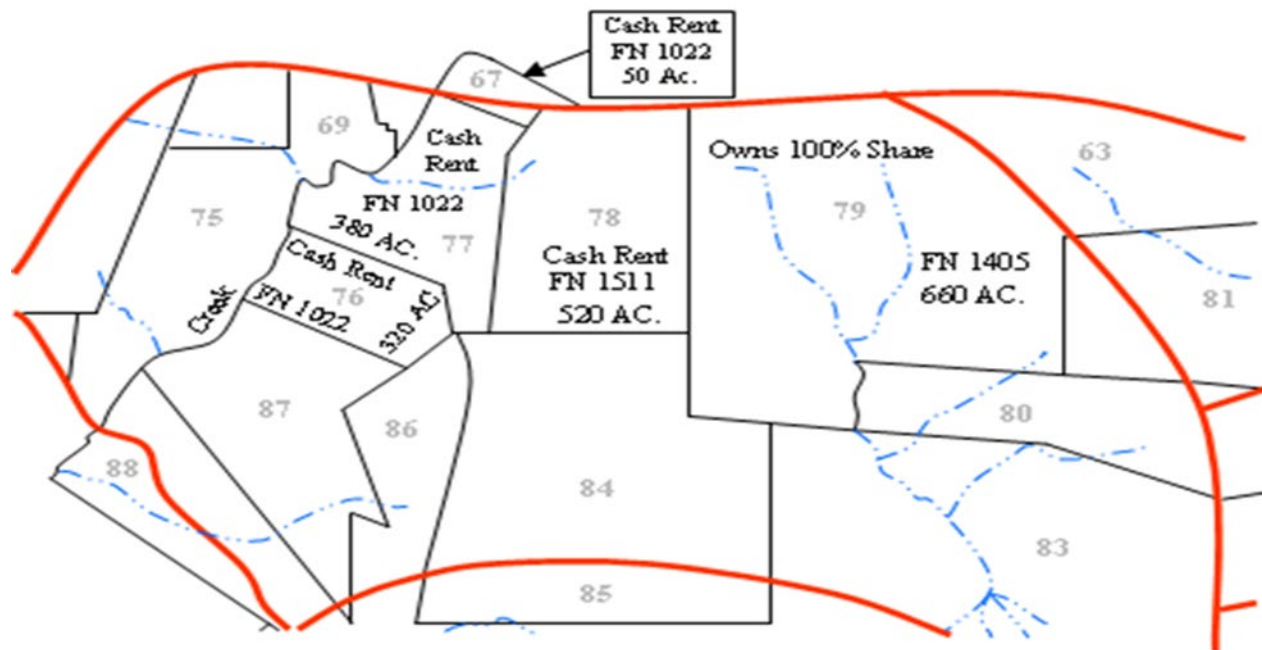


Units are determined by order of precedence:

- (1) Survey #1 is a separate OU (section) - 0001-0001;
- (2) Survey #3 is a separate OU (section equivalent survey containing at least 640 acres) - 0001-0002; and
- (3) Survey #2, #4, and #5 are each FSA FN OUs (FSA FN units in the absence of section and section equivalent descriptions) - 0001-0003, 0001-0004, and 0001-0005.

## D. Order of Precedence (Continued)

## For Spanish Land Grant



Units are determined by order of precedence:

- (1) Survey #79 is a separate OU (section equivalent) - 0001-0001;
- (2) Survey #78 is an OU (FSA FN unit in absence of section equivalent description) - 0001-0002; and
- (3) Surveys #'s 67, 76, and 77 is one OU (FSA FN unit in absence of section equivalent descriptions because each survey contains less than 640 acres and is a single FSA FN) - 0001-0003.

## 1072 Unit Division Option - Illinois, Indiana, Ohio, and Texas

In areas of Illinois, Indiana, Ohio, and Texas not surveyed under the U.S. Rectangular Survey System or similar surveys allowing for sections or "section equivalents" see Para. [1071](#), insureds may request the UDO to aggregate two or more, (any shape) contiguous legally identifiable parcels of land into "section equivalents" for OU division purposes in lieu of FSA FNs. Legally identifiable means the parcel has a legal description that is recognized by a governmental office (i.e., appraiser, auditor, land office, county, state, etc.). Units must first be established by section and section equivalents according to order of precedence. The insured may not establish OUs by FSA FNs when UDO is applicable for the county.

For **UDOs**, if a survey is required to identify the parcels of land, the parcels are not legally identified. Units cannot be separated by a physical boundary (i.e., road, creek, drainage ditch, fence, etc.) or CLU which is not identified by a legal survey.

**A. OUs for the Proposed Aggregation**

To qualify for OUs for the proposed aggregation, the insured must comply with the production reporting, recordkeeping, and planting pattern guidelines specified in the applicable crop policy or [AD](#).

**B. Policies with More than One AIP**

If the insured has policies with more than one AIP, the insured must decide which AIP to work with to develop the UDO aggregate and then provide the other AIP(s) copies of the UDO on or before the ARD.

**C. Establish the Same Aggregated OUs**

The insured must establish the same aggregated OUs for all crops insured by all AIPs. The purpose of the option is to provide aggregated OUs on the same basis as those determined by section under the Rectangular Survey System.

- (1) If it is discovered that the insured has more than one UDO, the one with the earliest signature date will apply.
- (2) If the insured does not have acreage and production records or does not file required production to support the aggregated OUs, the insured will be limited to BUs for the crop(s). See Para [1014B](#) for exceptions.
- (3) Bona fide landlord and tenant arrangements (companion policies) are not required to have the same aggregated OUs. If a landlord and a tenant have different aggregated OUs, each entity or policy will have its own approved yield and unit arrangement.

**D. Continuous Option**

The option is a continuous option and applies (until canceled) to any crop for which OUs are chosen. Written documentation must be completed on the UDO by the applicable ARD and retained by the AIP. The option may be canceled by the insured or AIP for any succeeding crop year by giving written notice on or before the cancellation date. A UDO does not automatically transfer when an insured transfers a policy to a different AIP; the UDO must be requested by the insured and verified by the new AIP.

- (1) If the insured chooses OUs for any crop(s), the aggregated OUs established on the option apply to all insured crop(s) permitted OUs by section.
- (2) OUs not elected. If the insured does not want OUs for a crop(s), the option is not effective for that crop(s).
- (3) All parcels of the aggregated OU MUST be legally identified by number or name of each parcel (donation, section, labor, block, tract, etc.), and identified on the option.



**D. Continuous Option (Continued)**

- (4) All parcels of land in an aggregated OU must be contiguous (lie adjacent to each other). It is not required that the aggregated OU be of a rectangular shape. Aggregated acreage may or may not be classified as cropland.
- (5) Ownership or control of all land in the aggregate by the insured is not required.
- (6) If the insured starts farming additional land that was not included in any of the aggregated OUs, the added land may be:
  - (a) Added to an existing aggregated OU; or
  - (b) Combined with other non-aggregated land to form its own aggregated OU.

The additional or added land must be contiguous as stated in (a) and (b) above.

**E. OUs**

OUs determined by sections or “Section equivalents” (single parcels containing at least 640 acres) are not required to be entered on the option.

**F. Agents Will Prepare the Option**

Agents will prepare a UDO and forward it to the AIP for approval. If the agent needs assistance in preparing the option, the AIP/RO will provide the assistance.

**1073 Unit Division by Grid Option**

---

**A. General Information**

In Georgia, Maine, and Texas, land is not surveyed under the PLSS, which is the basis for OUs by sections in many parts of the United States. In these states, insureds may request the UDGO to establish OUs by RMA Grid where the option is available and in accordance with CP that allow for separate OUs, [see Exh. 10N for examples](#). UDGO uses a grid developed by RMA, based on the USNG, by dividing each approximately 6.2 mile by 6.2-mile USNG polygon into 36 roughly equal sized polygons approximately 686 acres in size. These approximately 686-acre polygons are each identified with a unique Section Equivalent ID and will be considered section equivalent parcels of land legally identified by other methods of measure, in accordance with FCIC procedure for establishing OUs. Where UTM zones would divide a county, the RMA Grid uses the county’s predominant UTM zone for the entire county.

**A. General Information (Continued)**

When UDGO is elected, it applies to all Category B crops with additional coverage in the county, and OUs cannot be established by any other means. Given the RMA Grid is an imposed grid electronically layered over the land, the requirement for the section equivalent to have a readily discernible boundary does not apply for OUs established by UDGO. OUs established by UDGO can be further divided by irrigated and non-irrigated acreage and acreage insured under an organic farming practice as provided in the CCIP and as allowed in the applicable CP. The insured is not required to have an OU structure when UDGO is elected and can still choose unit structure on a crop/county basis for the applicable crop year.

**Example:** Insured elects UDGO for the county and has the following Category B crops: corn, cotton, and soybeans. If the insured wants OUs for the current crop year on any of the crops, the OUs will be established by UDGO (e.g., corn unit structure could be BUs, cotton unit structure could be EUs, and soybeans unit structure could be OUs established by UDGO).

**B. UDGO Election**

UDGO must be elected by the earliest SCD for all insured Category B crops with additional coverage in the insured's operation for the crop year (all applicable insured crops) and retained by the AIP. The option code in the **AD** for electing UDGO is identified as the UG option code. The UG option code election must be made for each applicable insured crop by its respective SCD.

For counties that have crops with a fall or winter SCD and a spring SCD specified in the **AD**, the UDGO election may be changed on or before the earliest spring SCD for all applicable insured crops if there is no insured fall or winter planted acreage of any insured crop. Agents will prepare the UDGO and forward it to the AIP for approval by the earliest ARD for all applicable insured crops.

**Example 1:** Insured has a wheat policy with a winter and spring SCD specified in the **AD**, and there is insured winter planted acreage of the wheat. The UDGO election may not be changed after the winter SCD.

**Example 2:** Insured has a wheat policy with a winter SCD specified in the **AD**, and there is no insured winter planted acreage of the wheat. Insured also has a corn policy with a spring SCD specified in the **AD**. The UDGO election may be changed on or before the earliest spring SCD.

**C. UDGO Availability**

The UDGO is available for Category B crops in Georgia, Maine, and Texas, including Category B products developed under section 508(h) of the Federal Crop Insurance Act and Category B crops insured by WA.

**D. Continuous Option**

UDGO is a continuous option and applies (until canceled) to all applicable insured crops in the county. The option may be canceled by the insured or AIP for any succeeding crop year by giving written notice on or before the earliest cancellation date for all applicable insured crops. UDGO does not automatically transfer when an insured transfers a policy to a different AIP; the UDGO must be re-requested by the insured and verified by the new AIP.

**E. UDGO Qualifications**

Each OU established under the UDGO will be comprised of the insurable cropland under the same BU within a Section Equivalent ID. Each field, which is defined by the CCIP as all acreage of tillable land within a natural or artificial boundary (e.g., road, waterways, fences, etc.), will be assigned to a single Section Equivalent ID. Different planting patterns or planting different crops do not create separate fields. For fields that cross grid boundaries, the field will be assigned to the Section Equivalent ID in which the centroid of that field lies. All fields under the same BU having a centroid within the Section Equivalent ID will comprise the OU. For the purpose of UDGO, centroid means a point representing the field's center of mass which also falls within the field.

**Note:** An insured can elect and qualify for OUs by UDGO and also have BUs that are not further divided into OUs.

**Example:** Insured elects OUs by UDGO and has multiple BUs that are further divided into OUs, except one BU that they choose to not further divide. On the insured's acreage report, the BU that is not further divided into OUs will be reported with the BU unit structure code, and the other BUs with OUs will be reported with the OU unit structure code. See exception below in Para. G.

**F. OU Qualifications**

To qualify for OUs under the UDGO, the insured must comply with the OU production reporting and recordkeeping guidelines specified in the applicable handbooks, applicable CP, and/or AD.

**Note:** For OUs by UDGO, the boundaries of grids will not be readily discernible, nor will they require a clear and discernible break in planting pattern at the boundaries between grids. For OUs by UDGO that are further divided, the requirement for the crop to be planted in a manner that results in a clear and discernible break in the planting pattern at the boundaries of each OU within a grid still applies. The exceptions for establishing the break between irrigated and non-irrigated acreage for center pivot irrigation systems provided in Para. [1014B](#) still apply.

**G. Unit Structure Code**

The applicable unit structure code for UDGO is OU. The unit structure code will not be required on the production report or APH database. However, the unit structure code must be reported on the acreage report, when applicable, as provided in Para. [1062](#).

**Exception:** When an insured elects and qualifies for OUs, unit numbers may be coded with the OU or BU structure code. A unit number is coded with the BU structure code if an insured elects and qualifies for OUs, and a BU is not further divided into OUs, if a BU doesn't qualify to be divided into multiple OUs, or if only one OU within a BU that contains multiple OUs has planted, insurable acreage.

**H. Policies with More than One AIP**

If the insured has applicable insured crop policies in the county with more than one AIP, the insured must develop the UDGO with one AIP and then provide copies to any other AIP(s) on or before the ARD.

**I. Establish all OUs by UDGO**

The insured must establish OUs by UDGO with all of their AIPs for all applicable insured crops for which the insured elects OUs. The purpose of the option is to provide OUs on a similar basis as those determined by sections under the U.S. Rectangular Survey System.

- (1) If it is discovered that the insured has more than one UDGO, the UDGO with the earliest signature date will apply.
- (2) If the insured does not have acreage and production records or does not file required production to support the OUs by UDGO, the insured will be limited to BUs for the crop(s). See Para. [1014A](#) for exceptions.
- (3) If the insured elected UDGO and it is discovered they have an applicable insured crop under an OU unit structure but those OUs were not established by UDGO, the crop will be limited to BUs.
- (4) Landlords and tenants (with companion policies) are not required to have the same OUs. If a landlord and a tenant have different OUs, each entity or policy will have its own approved yield and unit arrangement.

**J. Qualifying for an Enterprise Unit (EU)**

In lieu of establishing an EU as allowed in the CCIP, OUs established by UDGO will be used to qualify for an EU (including EC, EI, **EO**, or ET). The insured must have two or more OUs, where at least two of the OUs have planted acreage that constitutes at least the lesser of 20 acres or 20 percent of the insured crop acreage in the EU. If there is planted acreage in more than two OUs, these can be aggregated to form at least two OUs to meet this requirement. The insured may also qualify for EU if they have at least 660 acres of the insured crop planted on acreage considered to be in one OU.

## **1073 Unit Division by Grid Option (Continued)**

---

### **K. Changes to Insured's Farming Operation**

If the insured adds land to their operation or removes land from their operation during the crop year, the UDGO on file must be updated by the ARD.

### **L. Acreage Reporting**

For OUs and EUs, in addition to the legal description required in Para. [1211](#), the insured must report the Section Equivalent ID assigned to the field.

## **1074-1080 (Reserved)**

---

## Section 7: Combining and Dividing BUs, OUs, EUs, and WUs

### 1081 General Information

---

This section provides instructions of establishing and maintaining APH databases when a carryover insured with approved yield history combines or divides existing APH databases.

These instructions apply to both Category B and C crops unless otherwise specified. Separate instructions are provided in [Part 15 Section 2](#) for retaining previously reported acreage and production history when P/T/TMAs change on the [AD](#).

The following instructions are for structuring APH databases when:

- (1) BUs change due to a change in the BU definition in the crop's policy;
- (2) BUs change due to a change in shares;
- (3) OUs are combined;
- (4) EUs (including EC, EI, and ET), WUs, or BUs are divided into OUs;
- (5) EUs (including EC, EI, and ET) or WUs are divided into BUs; or
- (6) OUs are further divided into additional OUs.

These instructions apply separately for each insured person, by crop and unit; however, APH databases within a unit are required for each P/T and other situations such as TMA, high-risk land, and may be required for added land and Category C crop APH databases.

Cups do not apply when APH databases with actual/assigned yields from more than one unit or block (Category C) are combined or the APH database from a unit or block is divided into the additional APH databases. See Para. [1874](#).

Previous yield history must be updated according to these instructions based on the insured's unit structure for the current crop year.

### 1082 Establishing Separate APH Databases

---

When insureds provide separate production reports for acreage that would qualify for separate OUs but elect to insure on an EU or BU basis (e.g., wants the BU discount instead of OUs, has CAT coverage, or maintains APH databases on an OU basis when electing an EU), AIP must establish separate APH databases for OUs within an EU or BU.

For new CAT insureds, verifiers must establish separate APH databases (corresponding to OUs available to the crop at the additional coverage level) within an EU or BU, provided the insured filed acceptable production reports in that manner.

However, it is the AIP's responsibility to inform the insured of the correct unit structure. Refer to Para. 1083 for procedures for maintaining separate OU APH databases for these situations. Separate line entries are required on the acreage report for each APH database with planted insurable acreage.

## 1082 Establishing Separate APH Databases (Continued)

---

### A. Impact of Failure to Provide an Acceptable Production Report

Failure to provide acceptable production reports for the most recent APH crop year will not cause OU APH databases to be combined. Separate APH databases will continue to be maintained for the OUs. However, assigned yields will apply and the insured will not be eligible for OUs for the current crop year, see Para. [1686](#).

### B. Impact of Commingled OU Production

If production from OUs is commingled (including at the time of loss), separate APH databases must be maintained for the current and subsequent crop years as indicated in Para. 1083 unless the Agreement to Combine OUs is authorized see Para. [1085](#).

## 1083 Maintaining Separate APH Databases Within BUs, EUs, or WUs

---

APH databases previously established for OUs that continue to meet the crop's OU requirements under Para. 1082 or [1084E](#) must be maintained separately unless, the insured can justify and adequately document that the acreage will no longer be farmed separately and OUs are combined according to Para. [1085](#).

**Example:** An insured had additional coverage and elects CAT coverage or elects BUs, EUs, or WUs and the previous APH yield history is on an OU basis. The verifier must continue to maintain separate OU APH databases within the BU, EU, or WU unless the OUs are combined.

### A. APH Databases Maintained Separately

When APH databases are maintained separately, the yield history from all units that contain actual and/or assigned yields will be entered in the appropriate current (policy) crop year APH database. However, insureds must file separate reports of acreage and production for the most recent APH crop year to qualify for OUs.

### B. Commingled OU Production

If production from OUs is commingled in subsequent crop years, the production will be prorated to APH databases with planted acreage. Identify prorated actual production with the "PA" yield descriptor.

### C. Acceptable Production Reports

If acceptable production reports are not provided, assigned yields will apply per Para. 1686 (except where claims are applicable).

For Category B Crops, if the insured chooses to combine the APH databases, the AIP must agree in writing to combine the acreage and production history; see Para. 1085.

**D. Acreage and Production History Maintained Separately**

When the acreage and production history must be maintained separately, use the following.

- Step 1:** Change the BU/EU/WU to reflect the current year's unit structure and for data tracking purposes assign a yield record number (record) to each previously established OU APH database see Appendix III.
- Step 2:** Complete the most recent year in the APH database by using the current year's production report(s).
- (1) If acceptable production reports are not filed, and insurable acreage was planted the previous (policy) crop year, use assigned yields (by P/T/TMA) for APH databases with planted acres.
  - (2) If the production was commingled, prorate the production to APH databases with planted acres (divide the total production by the total acres and then prorate it to each APH database with planted acres by multiplying the average yield times the planted acreage (see Exh. [10](#))). Identify the prorated actual production with the yield descriptor "PA" prior to the actual yield descriptor.
  - (3) For APH databases with no acres planted, enter a "Z" yield descriptor if sufficient space in the APH database.
- Step 3:** If T-Yields are required to complete four-year APH databases, the applicable T-Yield for each individual APH database will be used. Calculate the approved yield using the applicable Category B or C procedures for each APH database.

**1084 Situations that Require Combining and Dividing APH Databases**

---

The following situations require combining or dividing APH databases.

**A. The BU Definition Changes**

The crop policy's BU definition changes and two or more BUs must either be combined into one BU or a BU must be divided into more than one BU.

**B. A BU Structure is Assigned**

A BU structure is assigned and APH databases were not previously established at a BU level. A BU structure is assigned when it is discovered that an insured does not qualify for an EU or WU. If an insured has only provided production reports for total acres and total production on an EU basis and APH databases have not been maintained at the BU level, production will be prorated for each BU based on planted acres in accordance with Para. [1087C](#) to determine the approved yield when BUs are assigned.



**C. BU Change Due to Share Arrangement**

BUs change due to a change in the share arrangement and either:

- (1) two or more BUs must be combined into one BU (e.g., the insured bought or cash leased acreage that was previously share rented and has other 100 percent acreage and the acreage does not meet the crop's policy requirements for OUs); or
- (2) a BU must be divided into more than one BU (e.g., the insured share rented acreage that was previously cash rented and it still has a 100 percent share in the insured crop on some of the acreage that was contained in the database).

**D. Unit Change Due to Reconstituted FSA FN**

Units that are by FSA FN and FSA FNs are reconstituted. The yield history in the APH database from BUs or OUs established by FSA FN must be combined if more than one FSA FN is reconstituted into a single FSA FN by the PRD. The production history from a BU must be divided if a single FSA FN is reconstituted into more than one FSA FN by the PRD. If reconstituted after the PRD, the APH databases will be changed the following crop year.

**E. OU Division**

Units are divided into OUs. APH database yield history is divided when EUs, WUs, or BUs are divided into OUs or OUs are further divided into additional OUs.

---

**1085 Agreements to Combine OUs for Category B Crops**

---

Agreements should only be used by insureds that have established separate APH databases for OUs that adjoin or has added land that qualifies as a separate OU that adjoins another OU and the insured does not or will not want the acreage divided into separate OUs.

This Agreement must not be used to combine OU APH databases for added land that must be maintained separately according to the added land rules see [Part 17 Section 7](#). APH databases established for OUs that meet the crop's OU policy requirements must be maintained separately, unless an insured requests to combine in accordance with the Agreement and the AIP approves the Agreement.

Combining OU APH databases (that are not required to be maintained separately by other procedures) that meet the crop's policy provisions for separate OUs is restricted for APH purposes to the following.

**A. OUs Combined from the Same BU**

The combined OUs must be from the same BU and the acreage must be physically located in the same county and in separate sections, section equivalents or FSA FNs whichever applies. The Agreement may not be used to combine OU APH databases for different P/T/TMA.

**B. Combined OUs Must Be Adjoined**

The sections, section equivalents, or FSA FNs containing the OUs being combined must lie next to or be in contact with each other (section, section equivalents, or FSA FNs whose corners touch will be considered adjoining) and the insured must provide:

- (1) accurate legal descriptions of the units to be combined and if OUs are determined by FSA FNs, the legal descriptions of the FSA FNs that are being combined; and
- (2) a copy of a recent aerial photo or map with the sections, section equivalents or FSA FNs that contain the OUs being combined clearly identified (delineated) that demonstrates they adjoin.

**C. Signature and Acceptance**

Insureds must accurately complete and sign the Agreement on or before the PRD and designate the crops to which it will apply. Agreements are subject to AIP approval.

AIPs may approve Agreements to combine the acreage and production from OU databases after verifying that the information provided by the insured meets all the underwriting requirements. Once approved by the AIP, the Agreement is continuous and becomes an official document that must be retained by the AIP.

The AIP must provide the insured a copy of the Agreement that indicates whether the Agreement was approved. The Agreement remains in force if the insured changes from yield protection to revenue protection or vice versa.

**D. Transfer of Agreements**

The Agreement transfers when the crop's policy is transferred to another agent or AIP. Insureds are not allowed to divide the combined units back into OUs by transferring or by cancelling and rewriting a policy for the same crop year.

If the crop's policy is transferred to another AIP the ceding AIP must transfer the Agreement (provide a copy of the required underwriting information) to the assuming AIP.

**E. Agreements are Continuous**

The Agreement is continuous and may not be canceled. However, the agreement will be void:

- (1) For any unit combined under the agreement (by crop) that is no longer valid for the crop year due to a change in the BU structure or reconstitution of FSA FNs. Unaffected combined unit structures are not void.

**Example 1:** The Agreement for a crop covers two different units, each consisting of combined OUs. The BU structure changed for one of the combined units causing acreage contained in it to be located in two different BUs. In this example, the agreement is void only for the affected unit.

**E. Agreements are Continuous (Continued)**

**Example 2:** The Agreement for a crop covers three combined share rent OUs, but the insured cash rents the same acreage for the crop year. The BU structure changed; however, the combined unit structure is unaffected and the agreement remains valid.

- (2) For a crop, if the entire combined unit structure(s) for the crop are no longer valid.

**Example:** Two OUs are combined under the Agreement and become two different BUs for a crop year.

- (3) If the crop's policy is canceled, and the crop has not been insured for at least one crop year, continuity of insurance broken. If an APH based crop policy is canceled and the crop is insured under another insurance plan for at least one crop year that does not use APH to establish the guarantee, the agreement will be void if acceptable production reports are not provided that maintains continuity of APH for the period insured under the other insurance plan.

APH databases for OUs combined under the Agreement must be identified with the option code "CU" on the yield record and reported to RMA.

**F. Violation of the Agreement**

When it is discovered that combined units were separated into OUs in violation of the Agreement, the AIP will:

- (1) combine the acreage and production history according to the Agreement, beginning with the crop year that the combined units were separated;
- (2) combine the OUs and correct the approved yield for the current crop year and if any indemnities were paid while the combined OUs were separated, combine the units and correct the approved yields for those crop years; and
- (3) recalculate the indemnity according to the combined units under the Agreement. If the corrected indemnity is less than the indemnity that was calculated in violation of the Agreement, collect the difference from the insured.

**G. BU Structure Changes After the Agreement is Approved**

If the BU structure changes due to a change in the insured's farming operation and the combined unit must be divided into more than one BU after the Agreement is approved, the acreage and production history must be divided and recertified for at least the most recent APH crop year according to the land (specific legal descriptions) contained in each new BU.

If the acreage and production cannot be recertified according to the new BUs, the acreage and production history is not acceptable and assigned yield provisions apply to carryover policies. See Para. [1087B](#) for additional instructions and Para. 1086 for situations requiring combining of APH databases into a BU.

Any yield history of acreage from existing APH databases that do not meet the crop's policy provisions for separate OUs that make up a BU must be combined. See also Para. [1084](#) A, C, and E.

**Exception:** Unless the procedures provide a situation that requires separate yields, e.g., added land, high-risk land, etc.

**Example:** An insured has produced and reported the insured crop on their own land (100% share) for five years. For the current crop year, the insured purchased land in the same section that was previously rented for two crop years on a crop share basis. The acreage does not meet the policy requirements for separate OUs; therefore, the acreage and production history must be combined into the BU APH database.

Yield history (acreage and production) from all units (separated by P/T/TMA) being combined that contain actual and/or assigned yields, will be entered in the current (policy) crop year APH database according to the following procedure; see Exh. [10](#). If the insured requests combining units after the PRD, do not combine the APH databases and continue to maintain multiple line entries on the acreage report for that crop year.

**Step 1:** Complete the most recent APH crop year in the database by using the current year's production report(s).

- (1) If acceptable production report(s) are not provided and insurable acreage was planted the previous (policy) crop year, use assigned yields per Para. [1686](#).
- (2) If insurable acreage was planted on more than one unit/P/T, use a simple average of the prior approved yields for the applicable units, times 0.75 to calculate the assigned yield.
- (3) For units that were not planted, use zero-planted procedures.

**Step 2:** Combine the total production and actual acres for each APH crop year.

- (1) When combining APH databases that contain actual and assigned yields in a crop year, multiply the assigned yield by the number of insurable planted acres to which that assigned yield applied to establish the amount of production, and calculate in the same manner as a year with all actual yields. Beginning in the 2021 crop year use yield descriptor "AP" in the APH database to denote a blended actual/assigned yield in the combined APH database.
- (2) Divide the combined production by the combined acres for each APH crop year.
- (3) Next, enter the combined total production, acres, and average yields in the current (policy) crop year's APH database.

**Step 3:** For (policy) crop years in which no acres have been planted on any of the units (by P/T/) being combined, a "Z" is entered if the APH database contains sufficient space.

- (1) A production report containing zero acres maintains continuity for production reporting purposes.

- (2) If fewer than four years of actual/assigned yields have been reported, the variable T-Yield must be used to complete the four-year database (previously established SA T-Yields are NOT used).

**Step 4:** Calculate the approved yield using the applicable Category B or C procedure.

---

**1087 Dividing APH Yield History for Category B Crops**

---

Use these procedures if the following applies.

**A. The BU Definition Changes**

If the BU definition in the CP changes and a BU must be divided into additional BUs, insureds may submit production report(s) according to the BU definition for the current (policy) crop year or as BUs were defined the previous (policy) crop year. The following crop year the production history must be submitted according to the new BU definition to be acceptable.

If acceptable production reports for the most recent APH crop year are:

- (1) filed according to the previous BU definition:
  - (a) add the production history to the APH database and transfer the yield history (total production, acres, actual/assigned yields) from the prior (policy) crop year's BU APH database to the new BU APH databases that were derived from it.
  - (b) if less than four years of actual and/or assigned yields are available:
    - (i) enter the applicable variable T-Yield(s) to complete each 4-year APH database (previously established SA T-Yields are not used); and
    - (ii) then calculate the approved yields according to applicable Category B procedures.
- (2) filed according to the new BU definition, enter the acreage and production data in the appropriate APH databases. Indicate zero planted acres where applicable.
  - (a) If the prior history is also recertified, follow the instructions in Para. 1087B; however, assigned yield provisions will not apply if actual acreage and production is submitted for years with assigned yields. Recertified production reports must be for continuous APH years.
  - (b) If the prior history is not recertified, transfer the yield history (total production, acres, actual/assigned yields) from the prior (policy) crop year's BU database to the new BU APH databases derived from it.

If less than four years of actual and/or assigned yields are available, enter the applicable variable T-Yield(s) to complete each 4-year APH database (previously established SA T-Yields are not used) and then calculate the approved yields according to applicable Category B procedures.

**A. The BU Definition Changes (Continued)**

- (3) not filed for the current crop year, enter the assigned yield in all applicable APH databases, see Para. [1686](#). Follow the procedure in Para. 1087A for the remaining crop years in the APH databases.

**B. Farming Operations Changes**

Changes to farming operations cause BUs to be divided into additional BUs see Para. [1084C](#):

- (1) For the current (policy) crop year, the insured must submit acceptable production reports for the most recent APH crop year according to the current year's unit arrangement. See Exh. [10](#).
- (2) The insured may submit (recertify) production reports for prior APH crop years that were previously reported as one unit.

When recertifying, production reports must begin with the most recent APH crop year in the base period and work backward.

Reported acreage must include insurable planted acres and PP acreage for which yields have been assigned ("PP" and "PW" yield descriptors).

**Step 1:** Complete the most recent APH crop year in each unit's APH database using the current year's production reports.

- (a) If acceptable production report(s) are not filed and insurable acreage was planted the previous (policy) crop year, use assigned yields for divided units that were planted.
- (b) For units that were not planted, use zero planted procedures.

**Step 2:** If additional APH crop years that were previously reported are recertified, update the prior APH crop years using the actual production history from each unit (by P/T/TMA).

- (a) For crop years that the production cannot be recertified, the insured should report acres by unit by crop year.
- (b) When acres are reported by unit, but the production is commingled, prorate the commingled production to unit APH databases with planted acres by dividing the total production by the total acres and multiply the resulting average yield times the planted acres.
  - (i) Identify prorated actual production with the "PA" yield descriptor.

**B. Farming Operations Changes (Continued)**

- (ii) Duplicate assigned yields (identified with “P” yield descriptor) to appropriate APH databases.
- (c) For crop years that are not recertified or if acres are not reported by unit, enter the total acres and production (including assigned yields) in each unit for each APH crop year.
  - (i) Identify duplicated actual production with the “DA” yield descriptor.
  - (ii) Duplicate assigned yields (identified with “P” yield descriptor) to appropriate APH databases.

**Step 3:** If less than four years of actual and/or assigned yields are available, enter the applicable variable T-Yield(s) to complete each 4-year APH database. Previously established SA T-Yields are not used.

**Step 4:** Calculate the approved yield.

**C. Dividing a WU/EU into BUs, BUs into Additional BUs, WU/EU and BUs into OUs and Further Dividing OUs (Category B Crops)**

This procedure applies the initial crop year that WU/EUs or BUs are divided into OUs or OUs are further divided into additional OUs. Although CAT coverage does not allow OUs, this procedure applies if establishing separate APH databases for acreage that could be OUs under additional coverage.

- (1) For the current (policy) crop year, the insured must submit acceptable production reports by BU or OU for the most recent APH crop year in the base period to be eligible for OUs. However, insureds with an agreement to combine OUs are not allowed to divide OUs combined under the Agreement. See Exh. [10](#).
- (2) If the acreage and production has not been maintained separately for BUs or OUs, the insured may submit (recertify) production reports for BUs or OUs for prior APH crop years that were previously reported as one unit. When recertifying, production reports must begin with the most recent APH crop year in the base period and work backward (2021, 2020, 2019, etc.) to maintain continuity. Reported acreage must include insurable planted acres and PP acreage for which yields have been assigned (“PP” and “PW” yield descriptors). Only recertified continuous production reports will be used to complete the new APH database and compute the APH yields.

**Step 1:** Complete the most recent APH crop year in each unit’s APH database using the current year’s production reports.

**Step 2:** If additional APH crop years (previously reported) are recertified, update prior APH crop years using the actual production history from each unit (by P/T/TMA).

**C. Dividing a WU/EU into BUs, BUs into Additional BUs, WU/EU and BUs into ...(Continued)**

- (a) For crop years that the production cannot be recertified, the insured should report acres by unit by crop year.
- (b) When acres are reported by unit, but the production is commingled, prorate the commingled production to unit APH databases with planted acres:
  - (i) By dividing the total production by the total acres and multiplying the resulting average yield times the planted acres.
  - (ii) Identify prorated actual production with the “PA” yield descriptor.
  - (iii) Duplicate assigned yields (identified with “P” yield descriptor) to appropriate APH databases.
- (c) For crop years that are not recertified or acres reported by unit, enter the total acres and production (including assigned yields) in each unit for each APH crop year.
  - (i) Identify duplicated actual production with the “DA” yield descriptor.
  - (ii) Duplicate assigned yields (identified with “P” yield descriptor) to appropriate APH databases.

**Step 3:** If less than four years of actual and/or assigned yields are available, enter the applicable variable T-Yield(s) to complete each 4-year database. Previously established SA T-Yields are NOT used.

**Step 4:** Calculate the approved yield.

---

**1088 Dividing a BU into Additional BUs or OUs, or OUs into Further OUs for Category C Crops**

---

The insured must submit acceptable production reports by BU/OU for at least the most recent APH crop year in the base period according to the applicable unit division requested for the current (policy) crop year and:

**A. Recertify Production Reports**

The insured must recertify production reports for prior APH crop years by BU or OU unless production records have been maintained corresponding to the proposed unit structure.



**A. Recertify Production Reports (Continued)**

- (1) If corresponding APH block production or prior years block production worksheets have been completed, the actual yields must be used to calculate the APH yield for each BU or OU.
- (2) When recertifying, production reports must begin with the most recent APH crop year in the base period and work backward (2021, 2020, 2019, etc.) to maintain continuity.
- (3) Only continuous recertified production reports will be used to complete the new APH database and calculate the approved yields.

**B. Commingled Production**

If the insured is unable to separate (recertify or if APH block production or prior years block production worksheets are not available for the BUs or OUs) all prior years' production history (other than the most recent crop year) for each requested BU or OU (by P/T/TMA/Other Characteristics) the initial year BUs or OUs are requested:

- (1) the AIP must use the lower of the actual yield (from the OU or BU being divided) or variable T-Yield (based on the number of years actual records certified for the crop) as the yield each crop year that the production history is not separated according to the BU or OU structure.

When variable T-Yields are used instead of actual yields, use the applicable yield descriptor ("SX," "EX," "NX," or "IX" for 100 percent) (e.g., "NX" 500). These yields remain in the APH database until outside of the base period and do not increase if additional years of actual/assigned yields are provided;

- (2) if different T-Yields by P/T/TMA/Other Characteristics are applicable and separate acres are available, the Multi-Purpose Production and Yield Worksheet in Exh. [17](#) may be used to separate the production. These yields are not eligible for yield substitution and must be identified with the "AC" yield descriptor. This procedure is not applicable for separate T-Yields by age and/or density; or
- (3) the insured may request a RO Determined Yield. The RO Determined Yield must be requested by the applicable PRD for the crop year. (See Para. [2205B](#)).

The RO will establish databases, which may be updated by the insured/AIP in subsequent years. When fewer than four years have been separated, and RO Determined Yields are used to complete the four-year database, such yields are identified by the "F" yield descriptor.

---

**1089 Adding Land to an Existing Unit for Category B Crops**

---

See [Part 17](#).

## **1090 Retaining Yield History for the Same Land**

---

To retain yield history when the BU or OU is from a valid APH database and the same entity/person and land is involved:

**A. Unit Renumbered or FSA FN Reconstituted**

Verify that the same entity and land is involved. If the same entity and land, the actual/assigned yield history is retained. Yield limitation provisions, if applicable, will apply.

**B. Complete the APH Database for the Current Policy Crop Year**

Enter the yield history for all (policy) crop years in the database using current APH rules.

## **1091-1100 (Reserved)**

---

## PART 11: UNDERWRITING RULES FOR SPECIFIC PRACTICES

### Section 1: Irrigated Practice

#### 1101 IRR Practice Guidelines

---

AIPs must provide the Irrigated Practice Guidelines to insureds for whom the irrigated practice may apply prior to the time that insurance generally attaches in an area. See FCIC-24040 DSSH for Irrigated Practice Guidelines.

#### 1102 Insurable Acreage

---

To be insurable under the IRR practice, the acreage must be insurable acreage for which the insured demonstrates to the AIP's satisfaction that adequate facilities and reasonable expectation of receiving adequate water existed at the time insurance attached to carry out a good irrigation practice for the insured crop.

If the insured knew or had reason to know prior to the time insurance attached that their irrigation water supply may be reduced before coverage begins, no reasonable expectation exists.

When acreage does not qualify for insurance under the IRR practice, such acreage will be insured under a practice other than IRR. If no other appropriate practice is available for the acreage, insurance will not be considered to have attached on the acreage.

#### 1103 Applicable Terms

---

The following table provides terms and requirements to facilitate a uniform understanding of standards and guidelines for the IRR practice.

TERM	REQUIREMENT
Adequacy of Irrigation Facilities	Irrigation facilities are considered adequate if it is determined that, at the time insurance attaches to planted or perennial acreage, they will be available and usable at the times needed and have the capacity to timely deliver water in sufficient quantities to carry out a good irrigation practice for the acreage insured under the IRR practice.
Adequacy of Water	<p>The determination of the adequacy of water shall be based upon:</p> <ol style="list-style-type: none"><li>(1) the water available, at the time insurance attaches, from the irrigation water supply, soil moisture levels, and, as applicable, snowpack storage levels; and</li><li>(2) supplementary precipitation which would normally be received after insurance attaches, during the period that a good irrigation practice is normally carried out. Consideration will also be given to the factors identified in Para. 1104, including the legal entitlement or rights to water.</li></ol>

TERM	REQUIREMENT
Efficient Irrigation	<p>Carrying out a good irrigation practice using a lesser amount of irrigation water than historically applied, but still achieving the irrigated APH yield by implementing enhanced management practices to increase efficiency of irrigation water use.</p> <p>Enhanced management practices to increase efficiency of irrigation water use include, but are not limited to, the following:</p> <ol style="list-style-type: none"> <li>(1) Irrigation Method - Employing an irrigation water distribution technique or technology that has demonstrated greater efficiency (e.g., converting gravity flood irrigation to a center pivot or underground drip tape).</li> <li>(2) Converting high pressure impact sprinklers to low pressure impacts under center pivot irrigation.</li> <li>(3) Soil Moisture Monitors - Using soil moisture monitor output to set the schedule and amount of irrigation water applied.</li> </ol>
Good Irrigation Practice	Application of adequate water in an acceptable manner, at the proper times, to allow production of a normal crop which is often identified as the approved yield for crops.
Irrigation Equipment and Facilities	<p>The physical resources, other than water, used to regulate the flow of water from a water source to the acreage. This includes pumps, valves, sprinkler heads, and other control devices. It also includes pipes or pipelines which:</p> <ol style="list-style-type: none"> <li>(1) are under the control of the insured; or</li> <li>(2) routinely deliver water only to acreage which is owned or operated by the insured. A center pivot system is considered irrigation equipment and facilities.</li> </ol>
Irrigation Water Supply	<p>The water source and means for supplying irrigation water, not including the equipment or facilities. This includes the water source and dams, canals, ditches, pipelines, etc., which contain the water for movement from the water source to the acreage that:</p> <ol style="list-style-type: none"> <li>(1) are not under the control of the insured; or</li> <li>(2) routinely deliver water to acreage in addition to that which is owned or operated by the insured.</li> </ol>
Reasonable Expectation of Adequate Water	The insured had no reason to know at the time coverage began the amount irrigation water may be limited or reduced. No reasonable expectation exists if the insured knew, or had reason to know, the amount of irrigation water may be reduced before coverage begins.
Water Source	The source from which water is made available. This includes wells, lakes, reservoirs, streams, aquifers, etc.

- (1) Insureds must maintain, and provide upon request, documentation of the factors which were considered in reporting acreage under IRR practice. Factors to consider in determining planted or perennial crop acreage reported and insured under IRR practice include, but are not limited to:
  - (a) water source history, trends, and forecasting reliability;
  - (b) supplemental water supply availability and usage, including return flow;
  - (c) pumping plant efficiency and capacity;
  - (d) water distribution uniformity and flexibility of the system or district;
  - (e) water requirements, such as amount and timing, of all crops to be irrigated;
  - (f) water rights, such as primary, secondary, urban versus agricultural use, etc.;
  - (g) contingency plans available to handle water shortages;
  - (h) number of acres to be irrigated, amount of water to be applied to acres, and expected yield;
  - (i) ownership of water, such as state, federal, landowner or insured;
  - (j) use of meters and other measuring devices or methods;
  - (k) soil types, soil moisture levels, and pre plant irrigation needs;
  - (l) water conserving methods, devices, and plans utilized;
  - (m) past crop planting history, trends, and recommended local practices;
  - (n) prudent activities and practices utilized by non-insured producers;
  - (o) irrigation water supply, both quantity and quality, and facilities;
  - (p) recommendations from local CES, NRCS, and sources recognized by CES or NRCS to be an expert in the area regarding irrigation and crop production;
  - (q) information the insured knew, or should have known, and when the insured knew, or should have known, such information; and
  - (r) management practices to carry out efficient irrigation, including: historical average of irrigation water applied, current amount of irrigation water intended to apply to carry out a good irrigation practice, and a quantifiable amount of efficiency gained from management changes that can be supported by evidence from agricultural experts as defined in the [CCIP](#).

AIPs shall use these and any other appropriate factors necessary to verify whether acreage was properly reported under the IRR practice.

## **1104 Factors to Consider for IRR Practice Reporting and Coverage (Continued)**

---

- (2) AIPs will also notify the applicable RMA RO using the contact information provided at [www.rma.usda.gov/RMALocal/Field-Offices/Regional-Offices](http://www.rma.usda.gov/RMALocal/Field-Offices/Regional-Offices) if an area is suspected to have inadequate irrigation water.
  - (a) All AIPs are to notify the appropriate RMA RO immediately of any areas they suspect to have inadequate irrigation water quality or quantities, so RMA can develop, update, and distribute the information.
  - (b) Areas are to be identified by county, and if only a specific irrigation area or district is applicable, the identification should specify accordingly; e.g., Grant County (Nemaha Irrigation District only). Crops for which an irrigated practice is available that may be affected by suspected inadequate irrigation water should also be identified.

## **1105 Failure to Carry Out Good IRR Practice**

---

Failure to carry out a good irrigation practice on acreage properly insured under the IRR practice will result in an appraisal for uninsured causes, unless the failure was caused by unavoidable failure of the irrigation water supply after insurance attached.

If a loss is evident, acreage reported as an IRR practice that qualified as an IRR practice at the time insurance attached cannot be revised to a NI practice after the ARD even if liability stays the same or decreases, regardless of whether the insured applied any water.

## **1106 IRR Practice Guidelines for PP**

---

- (1) Insureds may be eligible for a PP payment for acreage historically grown under an IRR practice even if the acreage could have been planted with a NI practice, provided:
  - (a) all other PP requirements have been met; and
  - (b) there is not a reasonable expectation of having adequate water to carry out an IRR practice due to an insured cause of loss occurring on or after the applicable SCD through the FPD, or within the LP period, if applicable.
- (2) The applicable SCD for:
  - (a) carryover insureds is the SCD for the previous crop year; and
  - (b) new insureds is the SCD for the current crop year.
- (3) Insureds must maintain, and provide upon request, documentation of the factors which were considered in reporting there was no reasonable expectation of receiving adequate water for the acreage reported as PP under an IRR practice.

**A. Applicability of Determined IRR Yields**

Determined IRR yields may be used the first time an IRR practice is carried out on a unit if a NI practice has previously been carried out. Determined IRR yields are not applicable to acreage assigned high-risk T-Yields or if carried out on added land, unless acceptable production reports are filed for the NI practice based on records from another person sharing in the crop.

**B. Qualifying for Determined IRR Yields**

AIPs may approve a determined yield for an IRR practice the first time the IRR practice qualifies as an added practice on a unit, provided:

- (1) a NI practice has been carried out for the crop and acceptable production reports have been provided for the NI practice;
- (2) the NI practice for the same unit/location, such as FSA FN, legal description, or location if the IRR unit is a separate OU, has a higher approved yield than the approved yield available for the IRR practice using variable T-Yield procedures that apply for the added IRR practice when no IRR records are available for the unit; and
- (3) the situation does not require a RO Determined Yield.

A request for a determined IRR yield must be sent to the RO for approval in situations requiring a RO Determined Yield. See Part [18](#) for Category C procedures for RO Determined Yields.

**C. Request Requirements for Determined IRR Yield**

A written request for a determined IRR yield must be received by the AIP no later than 20 days after the PRD.

Requests must include:

- (1) legal descriptions of the unit(s) for which the determined IRR yield is being requested;
- (2) copies of the production reports for the most recent crop year; and
- (3) documentation indicating the water quality, supply, and irrigation equipment and facilities are adequate to meet a good irrigation practice.

If a request is not timely made the first time an IRR practice is carried out on a unit then determined IRR yields will not apply.

**D. T-Yield Reference Factor**

A T-Yield reference factor must be calculated to establish a determined IRR yield. The following table provides instructions for calculating a T-Yield reference factor.

Step	Action
1	Determine the location where the IRR practice will be carried out.
2	Determine the approved yield for the NI practice applicable to the same unit/location. This is the NI reference unit.
3	<p>Compare the NI approved yield for the reference unit to the variable T-Yield that would apply to the IRR practice.</p> <p>If the NI approved yield for the reference unit is less than the variable T-Yield for the IRR practice, the unit does not qualify for the determined factored T-Yield. The variable T-Yield for the IRR practice applies.</p> <p>If the NI approved yield for the reference unit is greater than the approved yield available for the IRR practice using variable T-Yield procedures, identify the reference unit number in the “other” block on the APH database to document the reference unit used for calculating the determined IRR yield.</p>
4	<p>Divide the NI approved yield by the applicable NI T-Yield and determine a reference factor. Round to two decimal places.</p> <p>If the reference unit contains more than one NI approved yield, calculate a reference factor for each NI approved yield and then determine a simple average reference factor.</p>
5	<p>Ensure the T-Yield reference factor calculated in step 4 does not exceed the applicable maximum T-Yield reference factor. The maximum T-Yield reference factor allowed is determined by the number of years of actual yields provided for the crop/county. The maximum T-Yield reference factor is:</p> <ul style="list-style-type: none"> <li>(1) 1.20 when one or two years of actual yields are provided;</li> <li>(2) 1.30 when three years of actual yields are provided; and</li> <li>(3) 1.40 when four or more years of actual yields are provided.</li> </ul> <p>Example 1: The reference unit is 0001-0000 in N1/2 Section 15. The NI practice approved yield for the reference unit is 425 lbs. The 100 percent T-Yield for the NI practice is 320 lbs. Four years of actual yields have been provided for the crop in the county. Therefore, the T-Yield reference factor is 1.33 (<math>425 \div 320 = 1.33</math>).</p> <p>Example 2: The reference unit is 0001-0000 in N1/2 Section 15. The NI practice approved yield for the reference unit is 420 lbs. The 100 percent T-Yield for the NI practice is 320 lbs. Two years of actual yields have been provided for the crop in the county. Therefore, the T-Yield reference factor is 1.20 (<math>420 \div 320 = 1.31</math>, but limited to 1.20). It is limited to 1.20 because only two years of actual production were provided.</p>



**E. Establishing Determined IRR Yield**

Once a T-Yield reference factor has been determined, establish a determined IRR yield. The following table provides instructions for establishing a determined IRR yield.

Step	Action	Result
1	Calculate the factored IRR T-Yield by multiplying the T-Yield reference factor times the 100 percent T-Yield for the IRR practice.	Factored IRR T-Yield
2	<p>Determine the approved IRR yield of nearest existing unit.</p> <p>If any IRR production records have been provided for any unit for the crop, select the approved yield for the unit, basic or optional, containing records for the IRR practice that is physically located nearest to the reference unit.</p> <p>Use the IRR unit with the most years of records if more than one unit with IRR production records are located an equal distance from the reference unit.</p>	Approved IRR yield of nearest existing unit
3	<p>Assign the determined IRR yield. If IRR production records in step 2 were:</p> <p>(1) not provided, the determined yield is the factored IRR T-Yield calculated in step 1; or</p> <p>(2) provided, the determined yield is the lessor of:</p> <p>(a) the factored IRR T-Yield calculated in step 1; or</p> <p>(b) approved IRR yield of nearest existing unit determined in step 2.</p>	Determined IRR yield

**Example 1:** In this example the reference unit is 0001-0000, N1/2 Section 15. It has a NI practice approved yield of 425 lbs. Four years of actual yields have been provided for the crop in the county, and the NI 100 percent T-Yield is 320 lbs.

Calculate the T-Yield reference factor by dividing the NI practice approved yield by the applicable NI T-Yield. The T-Yield reference factor is 1.33 ( $425 \div 320 = 1.33$ ).

An IRR practice is added to N1/2 Section 15, it becomes part of unit 0001-0002, and the 100 percent T-Yield for the IRR practice is 400 lbs.

Calculate the factored IRR T-Yield by multiplying the 100 percent T-Yield for the IRR practice times the T-Yield reference factor (step 1). The factored IRR T-Yield is 532 lbs. ( $1.33 \times 400 = 532$ ).

**E. Establishing Determined IRR Yield (Continued)**

IRR practice production records from the nearest unit were provided (step 2). The approved IRR yield of that unit is 550 lbs.

The determined IRR yield is 532 lbs., which is the lesser of the factored IRR T-Yield (532 lbs.) or the approved IRR yield of the nearest existing unit (550 lbs.).

Compare the determined IRR Yield (532 lbs.) to the added practice variable T-Yield (400 lbs. 100 percent of IRR T-Yield) and use whichever is higher.

**Example 2:** In this example the reference unit is 0001-0000, N1/2 Section 15. It has a NI practice approved yield of 420 lbs. Two years of actual yields have been provided for the crop in the county, and the NI 100 percent T-Yield is 320 lbs.

Calculate the T-Yield reference factor by dividing the NI practice approved yield by the applicable NI T-Yield. The T-Yield reference factor is 1.20 ( $420 \div 320 = 1.20$ ). The T-Yield reference factor is limited to 1.20 because only two years of actual production were provided.

An IRR practice is added to N1/2 Section 15, it becomes part of unit 0001-0002, and the 100 percent T-Yield for the IRR practice is 400 lbs.

Calculate the factored IRR T-Yield by multiplying the 100 percent T-Yield for the IRR practice times the T-Yield reference factor (step 1). The factored IRR T-Yield is 480 lbs. ( $1.20 \times 400 = 480$ ).

IRR practice production records from the nearest unit were provided (step 2). The approved IRR yield of that unit is 460 lbs.

The determined IRR yield is 460 lbs., which is the lesser of the factored IRR T-Yield (480 lbs.) or the approved IRR yield of the nearest existing unit (460 lbs.).

Compare the determined IRR Yield (460 lbs.) to the added practice variable T-Yield (400 lbs. 100 percent of IRR T-Yield) and use whichever is higher.

**F. Documenting the Determined IRR Yield**

When determined IRR Yields are established and used, four determined IRR yields are entered in the yield column of the APH database identified with the yield descriptor "C."

For subsequent crop years, the determined IRR T-Yield is used to complete the 4-year APH database until four years of actual and/or assigned yields are available.

The request for the determined IRR yield, supporting documentation, and determined IRR yield calculations must be retained and provided if the policy is selected for an APH review.

## 1108 Reporting Production and Establishing APH Databases for IRR and NI Acreage

---

Separate production reports must be provided and separate APH databases must be established for IRR and NI practices when IRR and NI practices are indicated on the [AD](#). If production is commingled between an IRR and a NI practice, separate yields must be established for the two practices by using the Multi-Purpose Production and Yield Worksheet or by using the insured's certification of estimated production for the IRR and NI production. See Para. [1543](#) for more information about separating comingled production.

Insureds are required to keep their production records separate for:

- (1) acreage insured under the IRR practice;
- (2) acreage insured under a practice other than IRR or with no practice applicable; and
- (3) uninsured acreage.

**Exception:** Separate production reports and APH databases are not required when the planting pattern for NI corners of a center pivot irrigation system continues into the irrigated acreage of the center pivot irrigation system and the acres and production from the NI corners are not separated from the acres and production from the irrigated acres. See Para. 1109 for procedures for center pivot irrigation systems.

## 1109 Special Requirements for Center Pivot Irrigation Systems

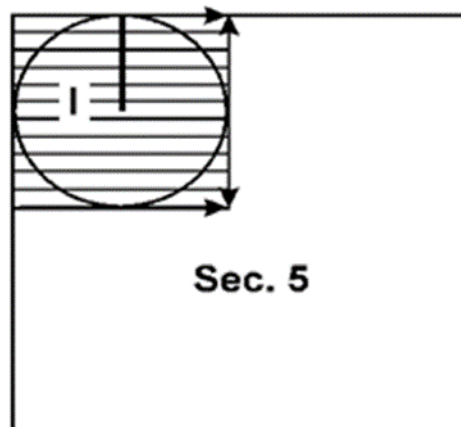
---

### A. Applicability

The procedures in this paragraph pertain to all annual crops except rice. See Para. [1011F](#) for unit division instructions.

### B. Determining NI Corners of a Center Pivot Irrigation System

Corners of a center pivot irrigation system are limited to the acreage within intersecting lines drawn at right angles to the radius of the center pivot when the planting pattern for NI corners continues into the irrigated acreage of the center pivot irrigation system. The following is an example of how to identify NI corners in a center pivot irrigation system by drawing lines at right angles to the radius of the center pivot circle.



**C. Production Reports and APH Yields**

The acres and production from the NI corners of a field must be included with the acres and production from the field irrigated by the center pivot irrigation system when the same insured crop is planted on the NI corner acres and the irrigated acres; and separate production records for NI corner acres and irrigated acres are not provided. If NI is not insurable for the county/crop, the NI corners cannot be insured as irrigated acreage with the center pivot irrigation system.

Separate approved yields are not calculated for the NI corner acreage when such acreage is considered IRR practice. However, a separate approved yield is required for NI acreage that extends beyond the intersecting lines drawn at right angles of the radius of the center pivot system or other NI fields.

When separate production reports are provided for the NI corner acreage and the irrigated acreage under a center pivot irrigation system:

- (1) two separate practices, IRR and NI, will be considered as carried out;
- (2) a separate APH database for each practice is required; and
- (3) IRR acreage is limited to acreage contained within the center pivot irrigation system.

**D. Acreage Reports**

When acreage in NI corners of a center pivot irrigation system is considered an IRR practice, a separate line entry for the NI corner acreage is not required on the acreage report. The acreage in the NI corners considered to be an IRR practice will not extend beyond intersecting lines drawn at right angles to the radius of the center pivot.

When the corners are considered as a separate NI practice the following are applicable:

- (1) separate records of acreage are provided for the NI corner acreage and the irrigated acreage under a center pivot irrigation system;
- (2) a separate line entry for each practice is required on the acreage report; and
- (3) IRR acreage is limited to acreage contained within the center pivot irrigation system.

**E. Separate Units in Subsequent Crop Year**

If, in a subsequent crop year, the insured requests separate OUs for the IRR and NI practices, acceptable production reports for the previous APH crop year must be provided for each practice by the PRD. If the insured does not recertify previous crop years, the Multi-Purpose Production and Yield Worksheet must be used to apportion the production for APH crop years prior to the previous crop year for the IRR and NI practices.

If the acreage planted to the IRR and NI practices are not known, the acres and production must be attributed to the IRR practice and the NI practice by using the variable T-Yields or a determined yield, if applicable, calculated according to [Part 15 Section 4](#).

**F. PP Production Guarantee for Corners**

The approved IRR APH yield is used to calculate the PP production guarantee for the NI corners when the NI corners are considered IRR practice and qualify for PP.

**1110-1120 (Reserved)**

---

## Section 2: Summer Fallow Practice

### 1121 General Information and Insurability

---

#### A. General Information

SF practice uses mechanical tillage or chemicals on uncropped land to control weeds and store moisture.

#### B. Insurability

SF is an insurable practice in some counties.

All of the following must be met to qualify as SF practice for the current crop year.

(1) The SF practices must be consistent with:

- (a) NRCS soil erosion control measures; and
- (b) recommended SF practices, such as method(s), frequency, adequate tillage and/or chemical controls, for the area.

See applicable SP statement for plant growth termination dates.

(2) The acreage must lie fallow for a full crop year, and not have been planted or devoted to a crop during the crop year preceding the crop year in which the SF practice will apply. See the applicable SP statement to review the cover crop exception.

- (a) Any plant growth, including weeds, volunteer crops, existing perennial vegetation (including **on acreage emerging from an USDA program or new breaking acreage**), must be terminated by mechanical or chemical means a full crop year before planting the crop that qualifies for the SF practice. Any subsequent plant growth must also be controlled by good farm management practices including mechanical or chemical means, as appropriate. See applicable SP statement for plant growth termination dates.

**Example:** Acreage in North Dakota was planted to a crop in 2019 crop year. To qualify for SF practice in the 2021 crop year the land must lay fallow during the 2020 crop year and any plant growth on the acreage, including but not limited to weeds and volunteer crops, must be:

- (1) terminated by mechanical and/or chemical means a full crop year before planting the crop; and
  - (2) additional regrowth must be terminated before June 15, 2020, and any later plant growth must be controlled by mechanical or chemical means.
- (b) When a cover crop is planted on SF acreage in a fallow year and does not meet Exception 4, the following planted crop will not meet the SF practice definition.

**B. Insurability (Continued)**

- (i) in those counties where SF and CC practices are available, the acreage may be insured under the CC practice, provided all other provisions of the CC practice are met; or
- (ii) in those counties where the only non-irrigated practice available is SF, the acreage may be insurable by WA, provided the cover crop meets the criteria outlined in the SP and the cover crop is not hayed, grazed or otherwise harvested in any manner.

See exception 4 below when cover crop is planted during the fallow year and acreage can still qualify for SF practice in the current crop year.

**Exception 1:** Representative sample areas left for loss adjustment purposes will qualify for SF practice provided the:

- (1) remainder of the field qualifies for the SF practice; and
- (2) representative sample areas are destroyed within 30 days after the applicable plant termination date for the acreage.

If the representative sample areas are not destroyed within 30 days after the applicable plant termination date, such acreage will be considered sub-fields and will not qualify for SF practice.

**Example 1:** Representative sample areas of a crop were left on acreage in North Dakota for loss adjustment purposes. All the representative sample areas were destroyed on June 29, 2019. All other plant growth on the acreage was terminated by mechanical and/or chemical means on or before June 15, 2019. All plant growth on the entire acreage was continuously controlled for the rest of the crop year, and all other SF practice requirements were met.

The entire acreage qualifies for the SF practice for the 2020 crop year.

**Example 2:** Same as example 1, except the representative sample areas were not destroyed until July 20, 2019. The representative sample acreage does not qualify for the SF practice for the 2020 crop year.

**B. Insurability (Continued)**

**Exception 2:** Acreage on which a crop was planted in the preceding crop year shall qualify for the SF practice in the current crop year, provided:

- (1) the acreage qualified for the SF practice the crop year preceding the current crop year;
- (2) the crop planted on the acreage in the crop year preceding the current crop year:
  - (a) was not harvested; and
  - (b) failed and/or was destroyed on or before the applicable plant termination date; or
  - (c) the AIP gives consent to put the acreage to another use and a different second crop is planted on the acreage in the current crop year, if SF is an applicable practice for the second crop; and
- (3) all other SF practice requirements are carried out.

**Example 1:** Acreage in North Dakota was not planted and all SF practice requirements were met in 2018. Therefore, the acreage qualified for the SF practice for the 2019 crop year. A crop was planted on the acreage in the spring of 2019. The crop failed, was not harvested, and was destroyed on June 1, 2019. All plant growth on the entire acreage was continuously controlled for the rest of the year after the planted crop failed and was destroyed, and all other SF practice requirements were met.

The acreage qualifies for the SF practice for the 2020 crop year.

**Example 2:** Acreage in North Dakota was not planted and all SF practice requirements were met in 2018. Therefore, the acreage qualified for the SF practice for the 2019 crop year. A crop was planted on the acreage in the spring of 2019. The crop failed, was not harvested, and was destroyed on June 1, 2019. All plant growth on the entire acreage was continuously controlled for the entire 2019 crop year and all other SF practice requirements were met.

A crop was planted on the acreage in the spring of 2020. The crop failed, was not harvested, and was destroyed on June 1, 2020. The AIP gave consent to put the acreage to another use and the insured planted a different second crop on the acreage for the 2020 crop year.



**B. Insurability (Continued)**

The acreage qualifies for the SF practice for the second different crop planted for the 2020 crop year.

**Exception 3:** Acreage that did not qualify for SF practice in the preceding crop year and on which an insurable crop was planted in the preceding crop year shall qualify for the SF practice in the spring of the current crop year, provided:

- (1) the insurable crop planted on the acreage in the crop year preceding the current crop year:
  - (a) was not harvested; and
  - (b) failed and/or was destroyed on or before the applicable plant termination date; and
- (2) all other SF practice requirements are carried out.

**Example:** Acreage in North Dakota was planted and the crop was taken to harvest in 2018. Therefore, the acreage did not qualify for the SF practice for the 2019 crop year. A crop was planted on the acreage in the spring of 2019. The crop failed, was not harvested, and was destroyed on June 1, 2019. All plant growth on the entire acreage was continuously controlled for the entire 2019 crop year and all other SF practice requirements were met.

The acreage qualifies for the SF practice for the spring 2020 crop year.

**Exception 4:** Acreage will qualify for the SF practice in the current crop year if a cover crop was planted during the fallow year, provided the cover crop was:

- (1) Not hayed, grazed, or otherwise harvested; and
- (2) Terminated according to the NRCS Cover Crop Termination Guidelines and any later plant growth was controlled by mechanical or chemical means.

**Example:** Acreage in North Dakota was planted to a cover crop in fall of 2020. The insured terminates growth on June 1, 2021, and continuously controls growth for the rest of the year. Therefore, the acreage qualifies for the SF practice in 2021.

**A. Special Procedures**

Special production reporting and APH database procedures are applicable in counties with separate T-Yields for SF and CC practices.

**B. Determining Yield**

If the SF APH database contains less than three years of actual and/or assigned yields, the approved yield for the SF practice will be, unless the insured indicates otherwise, the higher of the:

- (1) APH yield calculated for the SF practice using variable T-Yields;
- (2) approved yield calculated for the CC practice, provided a CC practice has been carried out on the same APH database; or
- (3) APH SF yield derived from SA T-Yield, provided the SF practice will be carried out on added land or a new practice on an existing unit. [See Part 17 section 7](#) and [8](#) for more information about determining yields for added land and new practices.

**C. Completing the APH Database and Subsequent Years**

If the APH yield calculated for the CC practice is used for the SF practice, enter it in the approved yield column of the acreage report for the SF practice. For data processing purposes, identify the CC yield record being used. The APH database must be updated in subsequent crop years with SF actual/assigned yields.

The production history for the SF practice must be retained and used to update the SF APH database according to the applicable procedure for subsequent crop years.

This method applies until the SF practice contains at least three years of actual or assigned yields. When the SF APH database contains three years of actual and/or assigned yields, the SF APH database will be used to calculate the approved yield for the SF practice according to applicable subsequent crop year procedure.

---

**1123-1140 (Reserved)**

---

## Section 3: Skip-Row Planted Crops

### 1141 Insurability

---

Skip-row planted crops are not insurable unless:

- (1) authorized by the CP;
- (2) authorized by the AD; or
- (3) insured under an Unrated P/T WA.

See the WAH for more information about Unrated P/T WA.

### 1142 Skip-Row Planted Corn

---

#### A. Insurability

The SP for NI corn for grain in certain counties provide specific criteria, including specific skip-row planting patterns, that must be met to insure skip-row planted NI corn for grain without a WA. A WA is required to insure skip-row planted corn for any specific types, practices or planting patterns not addressed in the SP, and in any counties that do not identify skip-row planted corn as insurable.

#### B. Determining Planted Acreage

The following table provides instructions for determining the number of acres considered planted to corn when acreage is planted on a skip-row basis.

IF the skip-row planted corn is insured ...	THEN the number of acres considered planted to corn is ...
without a WA  <b>Note:</b> To be insured without a WA, skip-row planted corn must meet all the SP requirements.	based on the number of physical land acres planted to the crop. An FSA percent planted factor is not used to determine the number of acres considered planted.
under a WA	determined by the terms of the WA, which may include the use of an FSA percent planted factor.

**Example 1:** A 100-acre field in Phillips County, Colorado, is planted to NI corn for grain in two rows planted one row skipped planting pattern with a 30 inch row width. All the SP requirements are met; therefore, an FSA percent planted factor is not used to determine the number of acres planted. Accordingly, the total number of acres planted to the crop is 100 acres.

**Example 2:** A 100-acre field in Jefferson County, Kansas, is planted to NI corn for grain in two rows planted one row skipped planting pattern with a 30 inch row width. Skip-row planted corn is not insurable in Jefferson County, Kansas, unless insured under a WA. The terms of the WA will determine whether an FSA percent planted factor will be used to determine the number of acres planted to the crop.

**C. Recording and Reporting Skip-Row Planting Patterns and Row-Widths on Acreage Report**

Beginning with the 2009 crop year, the skip-row planting pattern and row-width for skip-row planted corn must be:

- (1) recorded on the insured's acreage report; and
- (2) reported to RMA.

A separate line entry is required on the acreage report for solid planted acreage and each separate skip-row planting pattern and row width. The skip-row planting pattern and row width established on the FPD is the planting pattern used for determining the number of acres planted.

The following table provides the skip-row codes for skip-row planted corn. The following RMA skip-row codes are only for skip-row planted corn. Do not use the codes for other skip-row planted crops or for solid planted corn acreage.

SKIP-ROW PLANTING PATTERN	ROW WIDTH	SKIP-ROW CODE
1 row planted 1 row skipped	30-inch	10130
2 rows planted 1 row skipped	30-inch	20130
2 rows planted 1 row skipped	36-inch	20136
2 rows planted 2 rows skipped	30-inch	20230
Other		11111

**Example:** Insured A plants NI corn for grain in Phillips County, Colorado. Some of the acreage is solid-planted and some acreage is planted using different skip-row patterns and row widths. All the acreage planted in skip-row patterns meets all the SP requirements.

- (1) Insured A plants the following acreage to NI corn for grain.
  - (a) 100 acres solid-planted;
  - (b) 80 acres in a 2×1 skip-row pattern with 30-inch rows;
  - (c) 90 acres in a 2×2 skip-row pattern with 30-inch rows; and
  - (d) 40 acres in a 2×1 skip-row pattern with 36-inch rows.
- (2) Insured A's acreage report has the following 4 separate entries.
  - (a) 100 acres of solid-planted (no skip-row code);
  - (b) 80 acres of 2×1 30-inch skip-row (20130 skip-row code);
  - (c) 90 acres of 2×2 30-inch skip-row (20230 skip-row code); and
  - (d) 40 acres of 2×1 36-inch skip-row (20136 skip-row code).

**D. No Separate APH Databases**

AIPs shall not establish or maintain separate APH databases for skip-row planted corn.

In 2009, AIPs were instructed to convert insured's existing skip-row NI corn APH database to a solid planted basis and combine the converted APH databases with the insured's existing solid planted NI corn APH database.

**E. Recording and Reporting Skip-Row Planting Patterns and Row Widths on APH Database**

Beginning with the 2009 crop year, the skip-row planting pattern and row width for skip-row planted corn must be recorded on the insured's APH database. The recorded skip-row planting pattern and row width must be identified using a skip-row code and reported to RMA on the applicable Yield Record.

The skip-row planting pattern and row width established on the FPD is the planting pattern to be recorded. Use the skip-row codes in Para. 1142C to record the skip-row planting pattern and row width. The following table provides instructions on recording applicable skip-row codes in APH databases.

<b>IF</b> the corn acreage recorded in the APH database for the crop year ...	<b>THEN</b> AIP shall ...
was all planted on a solid-planted basis	<b>not</b> record any skip-row code in insured's APH database for that year.
included some corn acreage planted on a solid-planted basis and some acreage planted on a skip-row planted basis	record the skip-row code 11111 in insured's APH database for that year.
was all planted using the same skip-row planting pattern and row width	record the applicable skip-row code in the insured's APH database for that year.
was all planted on a skip-row basis but more than one planting pattern and/or row width was used	record the skip-row code 11111 in insured's APH database for that year.

**Example 1:** Insured B plants NI corn for grain in Phillips County, Colorado. All the acreage is planted on a skip-row basis and all SP requirements are met.

- (1) Insured B plants the following acreage to NI corn for grain.
  - (a) 80 acres in a 2×1 skip-row pattern with 30-inch rows;
  - (b) 90 acres in a 2×2 skip-row pattern with 30-inch rows; and
  - (c) 40 acres in a 2×1 skip-row pattern with 36-inch rows.
- (2) Insured B's acreage report has the following 3 separate entries.
  - (a) 80 acres of 2×1 30-inch skip-row (20130 skip-row code);
  - (b) 90 acres of 2×2 30-inch skip-row (20230 skip-row code); and

**E. Recording and Reporting Skip-Row Planting Patterns and Row Widths on ...(Continued)**

(c) 40 acres of 2x1 36-inch skip-row (20136 skip-row code).

(3) AIP records skip-row code 11111 in Insured B's subsequent year's APH database.

**Example 2:** Same as example 1, except Insured B plants all 210 acres using a 2x1 skip-row pattern with 30-inch rows. Insured B's acreage report has one entry for the 210 acres with skip-row code 20130. AIP records skip-row code 20130 in Insured B's subsequent year's APH database.

**F. "S" Yield Indicator**

Do not use a "S" yield indicator to identify APH databases that include skip-row planted corn. The skip-row code will identify APH databases that contain skip-row planted corn acres and production; therefore, a "S" yield indicator is not needed or authorized.

**G. Skip-Row Yield Conversion Factor**

Yield conversion factors are not applicable to skip-row planted corn. Calculate actual yields for skip-row planted corn by dividing the total production by the total number of planted acres, as determined according to Para. 1142B.

---

**1143 Skip-Row Planted Grain Sorghum**

---

**A. Insurability**

Skip-row planted grain sorghum is not insurable unless authorized by the SP or insured under an Unrated P/T WA.

**B. Determining Planted Acreage**

AIPs shall use the applicable FSA percent planted factor to determine the number of planted acres of grain sorghum planted on a skip-row basis. To determine the number of planted acres, multiply the number of physical land acres planted to the crop times the applicable FSA percent planted factor. See Para. [1145](#) for FSA percent planted factors for grain sorghum.

The skip-row planting pattern and row width established on the FPD is the planting pattern and row width that will be used to determine the number of planted acres. The number of planted acres determined using the applicable FSA percent planted factor is the number of acres to be recorded on the insured's acreage report and APH database.

**Example:** Insured A plants a 300-acre field entirely to grain sorghum using two rows planted one row skipped planting pattern with 40-inch row width. Multiply 300 acres times .6667, the FSA percent planted factor for the planting pattern and row width, to determine the number of acres planted. The number of acres considered planted to grain sorghum that would be reported on Insured A's acreage report and APH database is 200 acres ( $300 \times .6667 = 200$ ).

## 1143 Skip-Row Planted Grain Sorghum (Continued)

---

### C. Separate APH Databases

APHs shall establish and maintain separate APH databases for:

- (1) skip-row planted grain sorghum; and
- (2) solid-planted grain sorghum.

### D. “S” Yield Indicator

APH databases for skip-row planted grain sorghum must be identified by a “S” yield indicator, and reported to RMA on the Yield Record.

### E. Skip-Row Yield Conversion Factor

Yield conversion factors are not applicable to skip-row planted grain sorghum.

### F. Calculating Actual Yields

Calculate actual yields for skip-row planted grain sorghum by dividing the total production by the total number of planted acres, as determined according to B above.

**Example:** Insured A plants a 300-acre field entirely to grain sorghum using two rows planted one row skipped planting pattern with 40-inch row width. The number of acres considered planted to grain sorghum reported on Insured A’s acreage report and APH database is 200 acres ( $300 \times 0.6667 = 200$ ). When calculating the actual yield, the total production is divided by 200 acres.

## 1144 Skip-Row Planted Cotton and ELS Cotton

---

### A. Insurability

IRR and NI skip-row planted cotton and IRR ELS skip-row cotton are insurable according to the applicable CP and SP.

### B. Determining Planted Acreage

APHs shall use the applicable FSA percent planted factor to determine the number of planted acres of cotton and ELS cotton planted on a skip-row basis. To determine the number of planted acres, multiply the number of physical land acres planted to the crop times the applicable FSA percent planted factor. See Exh. [11](#) for FSA percent planted factors for cotton.

The number of planted acres determined using the applicable FSA percent planted factor is the number of acres to be recorded on the insured’s acreage report and APH database.

**B. Determining Planted Acreage (Continued)**

**Example:** Insured A plants a 300-acre field entirely to cotton using two rows planted two rows skipped planting pattern with 36-inch row width. Multiply 300 acres times .5000, the FSA percent planted factor for the planting pattern and row width, to determine the number of acres planted to cotton. The number of acres considered planted to cotton that would be reported on Insured A's acreage report and APH database is 150 acres ( $300 \times 0.5000 = 150$ ).

**C. Recording and Reporting Skip-Row Planting Patterns and Row Widths on Acreage Report**

Beginning with the 2007 crop year, the skip-row planting pattern and row width for skip-row planted cotton and ELS cotton must be recorded on the insured's acreage report.

A separate line entry is required on the acreage report for solid planted acreage and each separate skip-row planting pattern and row width. The skip-row planting pattern and row width established on the FPD is the planting pattern used for determining and reporting the number of acres planted.

The recorded skip-row planting pattern and row width must be reported to RMA on the applicable Acreage Record.

The tables in Exh. [11](#) provide the skip-row codes for skip-row planted cotton and ELS cotton, by state and county.

**Example:** Insured A plants 400 acres of NI cotton in Baylor County, Texas in two rows planted one row skipped planting pattern with 30-inch rows. The 400 acres were determined using the applicable FSA percent planted factor. Insured A's acreage report has a skip-row code of 20230 for the 400 acres of skip-row planted cotton. 202 is the skip-row code and 30 is the row width. See Exh. 11 for more examples.

**D. No Separate APH Database**

When an insured has both skip-row planted and solid planted cotton, AIPs shall not establish or maintain separate skip-row and solid planted APH databases regardless of whether the **AD** contain additional separate practices for skip-row.

AIPs shall establish and maintain APH databases based on other applicable practices, such as irrigated, transitional, and certified organic.

Use the following table to determine the correct APH database for skip-row and solid-planted cotton.



**D. No Separate APH Database (Continued)**

<b>IF</b> the acreage recorded in the APH database is ...	<b>THEN</b> the APH database would be identified as ...
All irrigated solid planted conventional cotton	Irrigated 002.
All irrigated solid planted transitional cotton	Organic (transitional) irrigated 712.
All irrigated solid planted certified organic cotton	Organic (certified) irrigated 702.
All irrigated skip-row planted conventional cotton*	Irrigated 002.
All irrigated skip-row planted transitional cotton*	Organic (transitional) irrigated 712.
All irrigated skip-row planted certified organic cotton*	Organic (certified) irrigated 702.
A combination of irrigated conventional solid planted and irrigated conventional skip-row planted cotton*	Irrigated 002.
A combination of irrigated solid planted transitional and irrigated skip-row transitional planted cotton*	Organic (transitional) irrigated 712.
A combination of irrigated solid planted certified organic and irrigated skip-row certified organic planted cotton*	Organic (certified) irrigated 702.
All non-irrigated solid planted conventional cotton	Non-irrigated 003.
All non-irrigated solid planted transitional cotton	Organic (transitional) non-irrigated 714.
All non-irrigated solid planted certified organic cotton	Organic (certified) non-irrigated 713.
All non-irrigated skip-row planted conventional cotton*	Non-irrigated 003.
All non-irrigated skip-row planted transitional cotton*	Organic (transitional) non-irrigated 714.
All non-irrigated skip-row planted certified organic cotton*	Organic (certified) non-irrigated 713.
A combination of non-irrigated conventional solid planted and non-irrigated conventional skip-row planted cotton*	Non-irrigated 003.
A combination of non-irrigated solid planted transitional and non-irrigated skip-row transitional planted cotton*	Organic (transitional) non-irrigated 714.
A combination of non-irrigated solid planted certified organic and non-irrigated skip-row certified organic planted cotton*	Organic (certified) non-irrigated 713.

\* Includes different skip-row planting patterns and row widths. Separate APH databases shall not be established or maintained based on different planting patterns or row widths.

**E. “S” Yield Indicator**

Do not use a “S” yield indicator to identify APH databases that include skip-row planted cotton or ELS cotton.

**F. Recording and Reporting Skip-Row Planting Patterns and Row Widths on APH Database**

Beginning with the 2007 crop year, the skip-row planting pattern and row width for skip-row planted cotton and ELS cotton must be recorded on the insured's APH database.

Record the planting pattern and row width using the applicable skip-row code and row width. See Exh. [11](#) for the applicable skip-row codes for cotton and ELS cotton. The skip-row planting pattern and row width established on the FPD is the planting pattern to be recorded.

The recorded skip-row planting pattern and row width must be reported to RMA on the applicable Yield Record.

**G. Skip-Row Yield Conversion Factors**

Skip-row yield conversion factors are used to convert:

- (1) harvested production from skip-row acreage to an equivalent solid-planted acreage production amount; and
- (2) solid-plant approved yields to skip-row approved yields when qualifying skip-row planting patterns are carried out for the current crop year.

See Exh. 11 for more information about yield conversion factors for skip-row planted cotton and ELS cotton.

Skip-row yield conversion factors are applicable to, and used only for, NI cotton and NI ELS cotton. Skip-row yield conversion factors are not applicable to, and are not used for, IRR cotton or IRR ELS cotton.

**H. Minimum Skip Width**

To qualify for a skip-row yield conversion factor greater than 1.00, the minimum width of the skipped area must be at least:

- (1) 24 inches in counties covered by Table 1 in Exh. 11; and
- (2) 30 inches in counties covered by Tables 2 and 3 in Exh. 11.

A skip-row yield conversion factor of 1.00 shall be applied to skip-row planting patterns with skipped widths of less than the applicable minimum. However, the number of planted acreage for such acreage shall continue to be determined using the applicable FSA percent planted factor.

## 1144 Skip-Row Planted Cotton and ELS Cotton (Continued)

### H. Minimum Skip Width (Continued)

**Example:** Insured B plants NI cotton in Baylor County, Texas, in two rows planted one row skipped planting pattern with 28-inch rows.

Because the width of the skipped area, 28 inches, is less than the minimum for Baylor County, Texas, 30 inches, the skip-row yield conversion factor applied to the production from the skip-row planted acres will be 1.00. However, the applicable FSA percent planted factor shall be used to determine the number of planted acres.

### I. Calculating Factored Production

Calculate the factored production by dividing the gross production by the applicable skip-row yield conversion factor based on the location of the acreage and the skip-row planting pattern and row width used. See Exh. 11 for an example of calculating factored production.

## 1145 Percent Planted Factors

The following table provides the FSA percent planted factors for skip-row planting patterns and row widths. See Exh. 11 for tables that include additional skip-row planting patterns that are unique to cotton.

Skip-Row Planting Pattern	Row Width	Percent Planted Factor
1 row planted 1 row skipped	40-inch	.5000
1 row planted 1 row skipped	36-inch	.5556
1 row planted 1 row skipped	32-inch	.6250
2 rows planted 1 row skipped	30 to 40-inch	.6667
2 rows planted 2 rows skipped	30 to 40-inch	.5000
3 rows planted 1 row skipped	30 to 40-inch	.7500
3 rows planted 2 rows skipped	30 to 40-inch	.6000
4 rows planted 1 row skipped	30 to 40-inch	.8000
4 rows planted 2 rows skipped	30 to 40-inch	.6667
4 rows planted 4 rows skipped	30 to 40-inch	.5000
5 rows planted 1 row skipped	30 to 40-inch	.8333
5 rows planted 2 rows skipped	30 to 40-inch	.7143
6 rows planted 1 row skipped	30 to 40-inch	.8571
6 rows planted 2 rows skipped	30 to 40-inch	.7500
7 rows planted 1 row skipped	30 to 40-inch	.8750
7 rows planted 2 rows skipped	30 to 40-inch	.7777
8 rows planted 1 row skipped	30 to 40-inch	.8889
8 rows planted 2 rows skipped	30 to 40-inch	.8000
Other patterns		FSA Rules

## 1146-1200 (Reserved)

## PART 12: ACREAGE REPORT

### Section 1: General Requirements

#### 1201 General Information

---

This part provides uniform procedures for obtaining acreage reports. The acreage report (tonnage report for raisins) is the document used to determine the liability or amount of insurance, the premium, and the insurable share at the time insurance attached.

#### 1202 Filing Requirements

---

To be considered an acceptable acreage report, the requirements below must be met.

- (1) The insured, or authorized representative for the insured, must sign and submit an annual acreage report for the insured crop policy. See GSH Para. 1202 for requirements if an acreage report is not signed or an insured doesn't report all acreage or units. Additionally, see GSH Para. 854 for valid signature requirements.

**Exception:** For CCIP CAT coverage only, the operator may sign the acreage report for another person sharing in the crop. Unless a person with an insurable interest in the crop objects in writing on or before the ARD, and provides a signed acreage report, the operator may file and sign the acreage report for all other persons with an insurable interest in the crop. A POA is not required. All other persons with an insurable interest in the crop, for whom the operator signs and represents, are bound by the information contained in that acreage report.

- (2) Acreage reports must be submitted on or before the crop's ARD contained in the AD.

**Exception:** For CCIP only:

- (a) in lieu of the specific crop's ARD, when multiple crops are insured with the same AIP and have:
  - (i) Fall (or winter) FPDs (August 15-December 30): Insureds are allowed until the latest applicable fall (or winter) ARD for their insured crops to submit the acreage report.
  - (ii) Spring FPDs (December 31-August 14): Insureds are allowed until the latest applicable spring ARD to submit the acreage report for their insured crops.
- (b) On or before the ARD for each planting period if the AD designate separate planting periods for a crop.
- (c) When planting continues after the FPD or the insured is prevented from planting during the late planting period, the ARD will be the later of:

- (i) the ARD contained in the [AD](#);
  - (ii) the date determined according to (a) and (b) above; or
  - (iii) five days after the end of the late planting period for the insured crop.
- (3) Separate line entries are required on the acreage report for the following:
  - (a) EUs (separated further when EC, EI, or ET is elected), BUs and OUs, and within each unit, separate line entries for differing P/T/TMAs, shares, approved yields, and risk classifications, when units are applicable. When units are not applicable, separate line entries are required for differing P/Ts and shares;
  - (b) For WUs, a separate line for each crop and for each crop with differing P/T/TMAs, shares, APH yields, and risk classifications;
  - (c) Timely planted acres (full production guarantee);
  - (d) LP acres, with a separate line entry for each day of planting during the LP period (with a reduced production guarantee based upon the number of days planted late), or a separate line entry for acres of a crop prevented from planting after the LP period or a separate line entry after the FPD for crops that do not have a LP period;
  - (e) Planted acres of the first insured crop for which 100 percent of the premium is due and a separate line of first insured crop acreage for which 65 percent reduction of the premium is applicable;
  - (f) Eligible PP acres that are eligible for 100 percent of the PP payment and for which 100 percent of the premium is due will be a separate line from eligible PP acres that will have a 65 percent reduction of the PP payment and which will result in a 65 percent reduction in premium;
  - (g) Uninsurable acreage, designated as specified in Para. [1217](#);
  - (h) Uninsured acreage of an insured crop, designated as specified in Para. [1218](#);
  - (i) Unreported acreage (within the same unit) is insurable acreage not reported timely and that did not meet the criteria for the AIP to accept the liability for such acreage and designated as such as specified in Para. [1219B](#); and
  - (j) Unreported units are units which were not reported timely, or did not meet the criteria for the AIP to accept the unit acreage designated as such, as specified in Para. [1219A](#).
- (4) Contain the required elements of the acreage report, see Para. [1211](#).

## 1203 Failure to Submit Acceptable Acreage Report

---

- (1) If the insured fails to submit an acceptable acreage report or to report all acreage and/or units, when units are applicable, the AIP may:
  - (a) deny liability, by unit when units are applicable. Any acreage not reported by the insured and the AIP denies liability must be documented as unreported acreage; or
  - (b) determine the insurable acreage, share, P/T, etc., and by unit when units are applicable or to deny liability. If the AIP denies liability for the unreported acreage, no premium will be due on such acreage and no indemnity will be paid.

Acreage can only be accepted by the AIP if it is determined from a crop inspection that the acreage meets the criteria for accepting unreported acreage as specified in Para. [1219](#).

If the AIP declares the crop “insured” the applicable premium and administrative fee are considered earned and payable.

- (i) For additional coverage policies, the AIP is entitled to any premium due.
- (ii) For CAT coverage policies, RMA is entitled to the imputed premium credit.

See Para. 1219 for reporting requirements for unreported acreage or units.

- (2) For CCIP policies, if an unsigned acreage report is submitted, but all other requirements are met, the AIP **can** send a letter to the insured advising that the reported information will be binding if the insured does not provide revised information within a specified amount of time. If the insured responds with any changes to the reported information, the AIP must document that response in the insured’s file folder. In this situation and for loss purposes, this acreage report may be considered to be a signed acreage report. **However, this is not a substitute for obtaining the insured’s signature on the acreage report. The letter can only be used when a signed acreage report cannot be obtained. In lieu of sending a letter, the AIP can also elect to determine acreage in accordance with the BP section 6(f), and GSH Para. 1202(2)(b).**

**Additionally, valid signature requirements can be found in GSH Para. 854.**

**Note:** The unsigned acreage reporting procedure does not remove or change the requirements of the insured to report the field location of FSA Farm/Tract/Field number as provided in Para. [1211](#) and GSH Para. 1212.

## 1204 Inaccurate Acreage Reports

---

Insureds must provide all required reports and are responsible for the accuracy of all information contained in those reports.

The AIP will determine all premiums and indemnities based on the information submitted on the acreage report or upon the factual circumstances determined to have existed.

Inaccurate information reported on the acreage report can result in over- and under-reported liability.

## **1204 Inaccurate Acreage Reports (Continued)**

---

- (1) If information on the acreage report is different than what is determined to be correct, and the information reported on the acreage report results in:
  - (a) a lower liability than the actual, correct liability determined, the production guarantee (policy protection for ARPI policies) will be reduced to an amount consistent with the information reported on the acreage report; or
  - (b) a higher liability than the actual, correct liability determined, the information contained in the acreage report will be revised to be consistent with the correct information.
- (2) If the share is misreported and the share is:
  - (a) under-reported at the time of the acreage report, any claim will be determined using the share reported on the acreage report; or
  - (b) over-reported at the time of the acreage report, any claim will be determined using the share determined to be correct.

If an AIP discovers that an insured has incorrectly reported any information on the acreage report for any crop year, the insured may be required to provide documentation in subsequent crop years substantiating the acreage report including, but not limited to, an acreage measurement service at their own expense.

If the correction of any misreported information would affect an indemnity that was paid in a prior crop year, such claim will be adjusted, and the insured will be required to repay any overpaid amounts.

## **1205-1210 (Reserved)**

---

## Section 2: Acreage Report Elements

### 1211 Required Elements

---

The following elements must be included in the annual Acreage Report (additional information for certain elements is contained in Para. [1212-1223](#)).

- (1) Insured's name, address, and telephone number

Enter the insured's name, address (Street, City, State, and Zip code), and telephone number.

- (2) Insured's identification number and identification number type

Enter the insured's SSN, EIN or RAN and identification number type.

- (3) Insured's authorized representative

Enter the insured's authorized representative, if any.

- (4) Policy number

Enter the insured's Policy Number.

- (5) Person type

Enter the specific person type (e.g., partnership, trust, individual, corporation, etc.).

- (6) Spouse's name, identification number and identification number type

Enter the insured's Spouses Name, Identification Number and Identification Number Type, if applicable.

- (7) Landlord/tenant

Enter the Landlord/Tenant whose share is being insured, if applicable. See GSH.

- (8) Insured's share

Enter the insured's share of the crop at the time insurance coverage attaches.

- (9) Name of other person(s) sharing in crop

If applicable, enter name of other person(s) that have a share in the insured crop, this is not an SBI or a landlord/tenant policy.

- (10) Crop year

Enter the crop year.

- (11) Crop

Enter the name of the insured crop.



## 1211 Required Elements (Continued)

---

(12) State and county name

Enter the State and County where the crop is insured.

(13) Plan of insurance

Enter the plan of insurance elected by the insured.

(14) Price election, projected price amount of insurance or protection factor

Enter the price election, projected price, amount of insurance or protection factor elected by the insured.

(15) Coverage level

Enter the coverage level elected by the insured.

(16) Options, elections or endorsements

Enter any options, elections or endorsements elected by the insured, when applicable.

(17) Practice

Enter the insured crop practice for the acreage being reported.

(18) Type

Enter the insured crop type for the acreage being reported.

(19) Unit number

Enter the unit number for the unit. Blank, if units are not applicable.

(20) Unit structure code

Enter the unit structure code for the unit. Blank, if units are not applicable.

(21) Legal description

For unit determination purposes: enter the section, township and range, or other descriptions for land if rectangular survey is not applicable, such as section equivalents or FSA FN.

(22) Field location identification

(a) The insured must report field location identification for the following insurance plans under CCIP and ARPI:

(i) 01 Yield Protection;

(ii) 02 Revenue Protection;

- (iii) 03 Revenue Protection with Harvest Price Exclusion;
    - (iv) 04 Area Yield Protection;
    - (v) 05 Area Revenue Protection; and
    - (vi) 06 Area Revenue Protection with Harvest Price Exclusion.
  - (b) The insured can meet the acreage reporting requirement for field location identification by:
    - (i) Providing the FSA Farm, Tract, and Field Number, including the FSA administrative State and County;
    - (ii) Clearly identifying the field location(s) and associated boundaries using AIP map-based reporting (USDA CLU or RLU); or
    - (iii) Other mapping resources which clearly delineate the field's location.
    - (iv) If mapping software for acreage reporting is not available, field level reporting can be accomplished by using the FSA farm, tract, and field in paper copy. An insured's FSA Farm/Tract/Field Number represents the digitized CLU.
  - (c) **Exception:** FSA Farm/Tract/Field number reporting is required for the following:
    - (i) acreage insured under a WA, if required by the WA as determined by the RO;
    - (ii) units containing acreage emerging from CRP the initial year of planting and all subsequent crop years thereafter;
    - (iii) units containing acreage being planted the initial year of new breaking and all subsequent crop years thereafter;
    - (iv) units containing native sod acreage the initial year and all subsequent crop years thereafter; or
    - (v) acreage insured under STAX, insurance plans 35 and 36.
  - (d) AIPs must display the field location identification as a map or field entry on the form. This requirement cannot be met by attaching the FSA 578 to the acreage report.
  - (e) Appendix III will provide AIPs instructions for data transmission to RMA.
- (23) Reported Acres/No. of Trees or Pounds

Enter the number of acres being reported for those policies with acres. Enter the number of trees or number of pounds for those policies that require such.

## 1211 Required Elements (Continued)

---

- (24) Approved Yield
- Enter the approved yield that applies to the acres being reported, when the approved yield is applicable.
- (25) Date planting completed
- Enter the date that the insured crop was planted on the unit, see Para. 1212 below. Required for all planted acreage.
- (26) Area classification
- Enter the map area classification, if applicable.
- (27) Acreage type
- Identify applicable acreage type. See Para. [1213](#).
- (28) Measurement service
- Indicate whether measurement service is requested. When measurement service is requested estimated acreage must be provided.
- (29) Remarks
- Document pertinent information, such as skip-row planting pattern and skip-row width when the acreage being reported is planted in a skip-row pattern.
- (30) Insured's signature and date
- Insured must sign and date.
- (31) Agent information
- Enter Agent's name and agent code number.
- (32) Agent's signature and date
- Agent must sign and date.

## 1212 Date Planting Completed

---

### A. CCIP

The date planting is complete for CCIP policies is:

- (1) For acreage planted on or before the **FPD**, the last date of planting and the total acres planted.

## 1212 Date Planting Completed (Continued)

---

### A. CCIP (Continued)

- (2) For acreage planted during the late planting period, the date of planting and the number of acres planted per day.

Failure to report the number of planted acres on a daily basis, will result in all acreage planted during the late planting period being presumed to have been planted on the last day planting took place during the late planting period. See Para. [1215](#) for additional late planting requirements.

### B. ARPI

The date planting is complete for ARPI policies is:

- (1) For acreage planted on or before the FPD, the last date of planting and the total acres planted by that date.
- (2) For acreage after the FPD, the date that the insured crop was planted. Acreage planted after the FPD is uninsurable.

## 1213 Acreage Type

---

### A. CCIP Acreage Types

Identify whether acreage is:

- (1) Insured - Planted acreage;
- (2) Insured - Acreage emerging from an USDA program the initial crop year, see Para. [1216A\(2\)](#) and [1761](#);
- (3) Insured - New breaking acreage insured in accordance with the policy, see Para. [1216A\(3\)](#) and [1762](#);
- (4) Insured - Native sod acreage insured under the terms of the policy, see Para. [1216A\(4\)](#), [1763](#) and [1866](#);
- (5) Insured - Short-rated acreage, see Para. [1232F](#);
- (6) Insured - Late-planted acreage, see Para. [1215](#);
- (7) Insured - UUF/Third-Party damaged acreage, see Para. [1236](#) and [1330G](#);
- (8) Prevented planting, see Para. [1214](#);
- (9) Uninsured, see Para. [1218](#);
- (10) Uninsurable, see Para. [1217](#);
- (11) Uninsurable native sod acreage, see Para. [1217](#);

## 1213 Acreage Type (Continued)

---

### A. CCIP Acreage Types (Continued)

- (12) Uninsurable new breaking acreage, see Para. [1217](#) and [1762](#);
- (13) Uninsurable due to 2nd crop provisions, see Para. [1217A\(8\)](#);
- (14) Unreported acreage (within the same unit), see Para. [1219](#);
- (15) Unreported units, see Para. [1219](#);
- (16) Zero acreage report for unit, see Para. [1220](#); or
- (17) Zero acreage report for county, see Para. [1220](#). \*\*\*

### B. ARPI Acreage Types

Identify whether acreage is:

- (1) Insured - Planted acreage;
- (2) Insured - Acreage emerging from an USDA program the initial crop year, see Para. [1216B](#);
- (3) Insured - New breaking acreage insured in accordance with the policy, see Para. [1216B\(2\)](#);
- (4) Insured - Native sod acreage insured under the terms of the policy, see Para. [1216B\(4\)](#);
- (5) Uninsurable, see Para. [1217B\(4\)](#);
- (6) Uninsurable native sod acreage, see Para. [1217B](#);
- (7) Uninsurable due to 2nd crop provisions, see Para. [1217B\(5\)](#);
- (8) Unreported acreage, see Para. [1219](#); or
- (9) Zero acreage report for county, see Para. [1220](#). \*\*\*

## 1214 Prevented Planting Acreage

---

See FCIC-25370 Prevented Planting Standards Handbook to determine the number of PP acres and for PP acreage reporting requirements for CCIP policies.

PP is not applicable to crops insured under ARPI.

The CCIP contains the requirements for insuring acreage of an insured crop planted after the crop's **FPD**. The applicable CP (including the applicable SP) may limit the late planting period and/or change the percentage that coverage is reduced per day from those specified in the CCIP. Late planted acreage is not insurable under an ARPI policy.

**A. Production Guarantee or Amount of Insurance Reductions for CCIP Policies**

For each late planted acre of the insured crop, the production guarantee or amount of insurance that is applicable to timely planted acreage will be reduced for:

- (1) Crops with LP periods, one percent per day for each day planted after the **FPD** during the LP period, equal to 25 days, unless:
  - (a) the number of days is otherwise specified by the CP or SP; or
  - (b) the percentage reduction is otherwise specified by the CP.
- (2) Acreage planted after the late planting period, or after the **FPD** for crops that do not have a late planting period, by multiplying the production guarantee by the applicable PP coverage level percent, e.g., the production guarantee per acre is 90.0 bu. and the insured elected 65 percent PP coverage.

The LP production guarantee is 58.5 bu. per acre ( $90.0 \times 0.65$ ).

- (a) The insured must have been prevented from planting the acreage by the **FPD**, or during the late planting period for crops that have a late planting period, by an insurable cause that occurred within the insurance period for PP.
- (b) It is the insured's option to insure this acreage.

**B. Reporting Planting Dates and Acreage**

The insured must report separately all acreage planted on or before the **FPD**, acreage planted per day (including the date) during the late planting period; and acreage planted after the late planting period.

The AIP must identify the acreage specified in Para. 1215A on the acreage report transmitted to RMA according to Appendix III.

**C. Premium**

The premium amount for LP coverage is the same as for acreage that was planted timely. If the insured's premium (gross premium minus the subsidy) for acreage that is late planted exceeds the liability, coverage for that acreage will not be provided, no premium is due, and no indemnity will be paid.

**D. Inability to Complete the Planting Method**

Any acreage on which an insured cause of loss prevented completion of planting as specified in the definition of planted acreage, will be considered as late planted and will have the coverage reduced as indicated in Para. 1215A(2). For example, when seed broadcast on the soil surface cannot be incorporated into the soil, the AIP must identify such acreage on the acreage report transmitted to RMA according to Appendix III.

**E. Crop LP Guidelines**

(1) For acreage that is planted after the FPD and during the LP period for:

- (a) Canola/Rapeseed, Corn, Cotton, Dry Beans, Dry Peas, **ELS Cotton**, Grain Sorghum, Hybrid Seed Corn, Hybrid Sorghum Seed, Mustard, Onions, Peanuts, Popcorn, Potatoes (Northern, Central, and Southern), Rice, Safflower, Silage Sorghum, Small Grains (Barley, Flax, Oats, Rye, and Wheat), Soybeans, Sugar Beets, Sunflower Seed;

The production guarantee (for onions the final stage production guarantee for timely planted acreage) is reduced **1% per day** for each day planted after the **FPD** (up to a maximum of 25 days).

**Note 1:** Popcorn requires written approval from the processor by the ARD that it will accept the production from the late planted acres.

**Note 2:** Wheat or Barley acreage covered by the Winter Coverage Endorsement does not have a LP Period.

- (b) Millet;

The production guarantee is reduced **1% per day** for the 1st 10 days and 3% per day the 11th through the 20th day after the **FPD** (up to a maximum of 20 days). \*\*\*

- (c) Green Peas, Processing Beans and Processing Sweet Corn; and

**No LP period unless allowed by the SP**, if allowed, the production guarantee is reduced as indicated by the SP (up to the maximum days indicated). If no LP period indicated by SP, refer to (2) for the production guarantee reduction.

**Note:** Requires written approval from the processor by the ARD that it will accept the production from the late planted acres.

- (d) Tobacco.

The production guarantee is reduced **1% per day** for the 1st 10 days and **2% per day** the 11th through the 15th day after the **FPD**. If planted more than 15 days after the **FPD**, refer to (2) for the production guarantee reduction.

**E. Crop LP Guidelines (Continued)**

**Note:** The CP may indicate a different percentage coverage reduction and/or the CP or SP may modify the number of days contained in the late planting period.

- (2) For acreage that is planted after the FPD and planted after the LP period or if no LP period after the FPD and acreage was prevented from planting from FPD or during LP period, if applicable:

- (a) Canola/Rapeseed, Dry Beans, Dry Peas, Grain Sorghum, Hybrid Sorghum Seed, Millet, Mustard, Popcorn, Safflower, Silage Sorghum, Small Grains (Barley, Flax, Oats, Rye, and Wheat), Soybeans, Sunflower Seed;

The percentage of production guarantee that applies for additional coverage is 60, 65\*, or 70\* percent, and CAT is 60 percent.

**Note 1:** Popcorn requires written approval from the processor by the ARD that it will accept the production from the late planted acres.

**Note 2:** Wheat or Barley acreage covered by the Winter Coverage Endorsement does not have an LP Period.

- (b) Onions and Tobacco

The percentage of production guarantee that applies for both additions coverage and CAT is limited to 35 percent.

- (c) Sugar Beets

The percentage of production guarantee that applies for additional coverage is 45, 50\*, or 55\* percent, and CAT is 45 percent.

- (d) Potatoes

The percentage of production guarantee that applies for additional coverage is 25, 30\*, or 35\* percent, and CAT is 25 percent.

- (e) ELS Cotton, Cotton, Hybrid Seed Corn, and Peanuts

The percentage of production guarantee that applies for additional coverage is 50, 55\*, or 60\* percent, and CAT is 50 percent (ELS Cotton CAT is 45 percent).

- (f) Green Peas, Processing Beans, and Processing Sweet Corn

The percentage of production guarantee that applies for additional coverage is 40, 45\*, or 50\* percent, and CAT is 40 percent.

**Note:** Requires written approval from the processor by the ARD that it will accept the production from the late planted acres.



## 1215 Late Planted Acreage (Continued)

---

### E. Crop LP Guidelines (Continued)

#### (g) Corn and Rice

The percentage of production guarantee that applies for additional coverage is 55, 60\*, or 65\* percent, and CAT is 40 percent.

**Note:** \*If additional levels of PP coverage are available and elected. Refer to AD to determine if additional PP coverage is available.

## 1216 Insurable Acreage

---

### A. CCIP

The insurable acreage is all the acreage planted to the insured crop in the county in which the insured has a share, that is not uninsurable acreage (see Para. 1217) and meets the insurability requirements for the crop contained in the CP and SPs. New breaking acreage may be subject to a reduced approved yield (see Para. 1762) and native sod acreage may be subject to reduced premium subsidy and approved yields (see Para. 1763). Production from insurable acreage must be reported on a Production Report and APH Database. See [Part 13](#) and [Part 15](#) for requirements and exceptions.

(1) New breaking acreage is acreage that has not been planted and harvested or insured in at least one of the four previous crop years.

(a) For the purpose of determining new breaking acreage:

(i) planted includes annual regrowth of a perennial crop;

(ii) harvested does not include grazing;

(iii) insured includes prevented planting acreage; and

(iv) only crops insurable under the CCIP are considered when determining if the acreage has been planted and harvested or insured.

(b) New breaking acreage is insurable at 85 percent of the applicable T-Yield, unless that acreage:

(i) Is identified as native sod acreage, for which the native sod provisions will apply;

(ii) Is uninsurable acreage (see Para. 1217); or

## A. CCIP (Continued)

- (iii) Constitutes 5 percent or less of the insured planted acreage in the unit, for which the new breaking reduction to 85 percent of the applicable T-Yield will not apply.
- (c) Report all new breaking acreage as a separate line on the acreage report by FN/Tract/Field the initial year of planting. Any additional acreage reported for the unit containing the new breaking acreage must also report the FN/Tract/Field. See Para. [1762](#) for new breaking acreage production reporting requirements.
- (2) Acreage that was not planted in at least three of the four previous crop years to comply with another USDA program is not considered new breaking acreage. Acreage emerging from a USDA program within the two most recent crop years that is being planted to a crop for the first time since being in the USDA program is insurable under the terms of the policy. See Para. [1761](#) for requirements for acreage emerging from a USDA program. All acreage emerging from a USDA program must be reported as a separate line on the acreage report by FN/Tract/Field and include the applicable acreage type from Para. [1213A](#).
- (3) Native sod acreage is insurable under the terms of the policy. See Para. [1763](#), [1866](#) and GSH Part 4 for native sod acreage requirements. Native sod acreage must also meet the acreage qualification in Para. 1763 to avoid reductions. Report all native sod acreage as a separate line(s), regardless of its insurability, on the acreage report by FN/Tract/Field. However, native sod acreage in multiple CLUs for a FN may be combined on a single acreage line, provided the acres for each FN/Tract/Field (CLU) are reported separately on corresponding land identification records (P27). Any additional acreage reported for the unit containing the native sod acreage must also report the FN/Tract/Field.
  - (a) The applicable acreage type must be identified on the acreage report by the applicable code. See Para. 1213A for the applicable acreage types.
  - (b) The FN/Tract/Field number for the native sod acreage must continue to be reported on the acreage report in subsequent years, regardless of whether it is a different crop or not. However, once the acreage no longer qualifies as native sod, the requirement to report acreage as a separate line item does not apply (see GSH Part 4, Section 1).
- (4) Buffer zone acreage must be included in the organic acreage of the unit that it buffers, either transitional or certified organic acreage and reported on the same basis.

## A. CCIP (Continued)

(5) Some CPs, SPs, endorsements or options (APH crops only) require that a processor contract or production agreement be in effect for the crop to be eligible for insurance or to allow use of a contract price (see Para. 915) when a processor contract or production agreement is in effect for the crop/type.

- (a) The processor contract and production agreement must be a written legal agreement executed between the producer and the buyer or processor containing at a minimum:
  - (i) The producer's commitment to sell the crop to the buyer or processor.
  - (ii) The buyer or processor's commitment to purchase the production as stated in the contract or production agreement.
- (b) There are three types of processor contracts or production agreements.
  - (i) Acreage-based states the amount of acreage to be planted by the insured and that the processor agrees to purchase all production from this acreage meeting the requirements.
  - (ii) Production-based states a specific amount of production to be grown by the insured and that the processor agrees to purchase all production (up to the specified amount) meeting the requirements.
  - (iii) Acreage/production-based is a combination of acreage and production requirements.

Most CPs that require processor contracts or production agreements be in effect for the crop to be insurable require all processor contracts or production agreements to be executed no later than, and provided to the AIP by, the ARD for the insured crop. Refer to the individual CP or SP.

- (c) To determine insurable acreage for processor contracts or production agreements that are:
  - (i) acreage-based or a combination of acreage/production-based specifying a minimum number of acres, maximum number of acres, or both, the insurable acreage will be:
    - (A) zero, if the insured plants less than the minimum acreage stated in the contract and the contract contains no provision that makes the processor liable to accept the production and the insured cannot provide documentation confirming that the processor will accept the lesser amount; or

## A. CCIP (Continued)

- (B) the lesser of the planted acres or maximum number of acres specified in the contract.
- (ii) production-based, the insurable acreage will be the lesser of:
  - (A) the number of acres determined by dividing the production stated in the contract by the approved yield; or
  - (B) insured acres (planted and PP acreage).
- (d) The following examples illustrate insurable acreage under a processor contract or production agreement. These situations assume that the acreage is otherwise insurable under the terms of the policy and the AD (e.g., there is no uninsurable land designated in the AD).
  - Example 1:** The insured has a processor contract stating that the processor will accept the production from a specific number of acres and the insured plants more than this amount. The insurable acreage will be the acreage stated in the processor contract. The remaining acreage must be reported as uninsurable.
  - Example 2:** The insured has a processor contract stating a minimum number of acres and the insured fails to plant the minimum number of acres. When a minimum number of acres is specified and the contract contains no provision that makes the processor liable to accept the production and the insured fails to plant that amount, there is no contract and thus no insurable acres.
  - Example 3:** The insured has a processor contract stating a maximum number of acres. If a maximum number of acres is specified, the acreage to be reported as insurable is planted acres, not to exceed the maximum. Planted acres that exceed the maximum are to be reported as uninsurable.
  - Example 4:** The insured has a processor contract stating both a minimum and a maximum number of acres. If both a minimum and a maximum are specified, the same rules as stated in Examples 2 and 3 above apply. For PP purposes, the minimum number of acres stated in the contract will be used if both a minimum and a maximum are specified.

**A. CCIP (Continued)**

**Example 5:** The insured plants more acres than are stated in the processor contract and the processor is willing to accept the production from the additional acreage. The additional acreage will be insurable and the contract can be amended to add the acres prior to or on the ARD, unless otherwise specified by the CP. If the contract is amended after the ARD, the additional acreage cannot be reported as insurable.

**Example 6:** The processor contract does not state the insured's name. For the crop to be considered as being under contract in most instances, the processor contract must contain the name or names of each individual whose production will be accepted under the processing contract. However, in some cases a person's name may not be listed on the contract even though their share of the production is considered to be under contract by the processor. In these instances, if the AIP can verify that the production will be accepted under the processor contract, then the AIP can consider all production under this contract as insurable. Verification that the production is under contract should be documented and maintained in the insurance file.

**Example 7:** A processor contract that stipulates both the number of acres to be planted and the amount of production to be delivered is not eligible for OUs unless specified otherwise in the CP or SP. For example, Green Pea CP state that OUs for green peas may be established based on shell type and pod type. If the AIP verifies that the processor will take all of the production from the listed acres in the processor contract, the insured acreage would be eligible for OUs.

**Example 8:** The insured must designate on the acreage report on or before the ARD what acreage is under which contract when an insured contracts with more than one processor and plants the crop in one or more fields. For example, 10 acres in the south part of the field is covered under processor A, the 15 acres in the middle of the field is covered under processor C.

**Example 9:** All acreage specified in the contract will be insurable when the contract contains both an acreage and production figure and the AIP verifies that the processor will take all the production from the listed acres in the processor contract, even particularly if harvested production exceeds the production listed in the contract.

## A. CCIP (Continued)

**Example 10:** If the processor contract allows for an acreage tolerance, the insurable acreage would be up to the amount stated with tolerance applied. For example, if the stated acres were 100 acres with a tolerance of 5 percent, then the insurable acres could be up to 105 acres.

## B. ARPI

The insurable acreage is all the acreage planted to the insured crop in the county in which the insured has a share, that is not uninsurable acreage (see Para. 1217), which meets the insurability requirements for the crop contained in CP and SPs, and which is planted on acreage physically located in the county listed on the application. New breaking acreage may be subject to a reduced protection factor (see Para. 1762), and native sod acreage may be subject to a reduced premium subsidy and protection factor (see Para. 1763).

(1) New breaking acreage is acreage that has not been planted and harvested or insured in at least one of the four previous crop years.

(a) For the purpose of determining new breaking acreage:

(i) Planted includes annual regrowth of a perennial crop;

(ii) Harvested does not include grazing; and

(iii) Only crops insurable under ARPI and the CCIP are considered when determining if the acreage has been planted and harvested or insured.

Acreage that was not planted in at least three of the four previous crop years to comply with another USDA program is not considered new breaking.

(b) New breaking acreage is insurable at no more than 85 percent of the applicable protection factor, unless the acreage:

(i) Is identified as native sod acreage, for which the native sod provisions will apply (Native sod acreage must also meet the acreage qualification in Para. 1763 to avoid reductions);

(ii) Is uninsurable acreage (see Para. 1217); or

(iii) Constitutes 5 percent or less of the insured planted acreage in the unit, for which the new breaking reduction to no more than 85 percent of the applicable protection factor will not apply.

(2) Report all new breaking acreage as a separate line, regardless of its insurability on the acreage report by FN/Tract/Field the initial year of planting. The applicable acreage type must be identified on the acreage report by the applicable code. See Para. 1213B for the applicable acreage types.

**B. ARPI (Continued)**

- (3) Acreage emerging from a USDA program (such as CRP, etc.) within the two most recent crop years that is being planted to a crop for the first time since being in the USDA program is insurable under the terms of the policy. All acreage emerging from a USDA program must be reported as a separate line on the acreage report by FN/Tract/Field and include the applicable acreage type from Para. 1213B.
- (4) Native sod acreage is insurable under the terms of the policy. See GSH Part 4 for native sod acreage requirements. Report all native sod acreage as a separate line(s), regardless of its insurability, on the acreage report by Farm/Tract/Field. However, native sod acreage in multiple CLUs for a FN may be combined on a single acreage line, provided the acres for each FN/Tract/Field (CLU) are reported separately on corresponding land identification records (P27). Any additional acreage reported for the unit containing the native sod acreage must also report the FN/Tract/Field.
  - (a) The applicable acreage type must be identified on the acreage report by the applicable code. See Para. [1213B](#) for the applicable acreage types.
  - (b) The FN/Tract/Field number for the native sod acreage must continue to be reported on the acreage report in subsequent years, regardless of whether it is a different crop or not. However, once the acreage no longer qualifies as native sod, the requirement to report acreage as a separate line item does not apply (see GSH Part 4, Section 1).

**1217 Uninsurable Acreage**

---

**A. CCIP**

Uninsurable acreage includes acreage:

- (1) that has been strip-mined unless:
  - (a) an agricultural commodity other than a cover crop, hay (except wheat harvested for hay) or forage crop (except insurable silage) has been harvested from the acreage for at least five crop years after the strip-mined land has been reclaimed; or
  - (b) a WA specifically allows insurance for such acreage;

**A. CCIP (Continued)**

- (2) for which the AD do not provide the information necessary to determine the premium rate, unless insured by a WA that provides such information;
- (3) that was damaged, and it is practical to replant the insured crop, but it was not replanted (insurance did not attach);
- (4) that is interplanted with another crop, unless allowed by the CP;
- (5) on which insurance is otherwise restricted by the CP or SP;
- (6) that is planted in any manner other than specified by the CP or SP unless insurance is permitted for such planting by a WA;
- (7) of a second crop, if the insured elected not to insure such acreage when an indemnity for a first insured crop may be subject to a reduction in accordance with the provisions of BP section 15 and the insured intends to collect an indemnity payment that is equal to 100 percent of the insurable loss for the first insured crop acreage see Para. [1223](#);
- (8) of a crop planted following a second crop or following an insured crop that is prevented from being planted after a first insured crop, unless it is a practice that is generally recognized by agricultural experts or organic agricultural experts for the area to plant three or more crops for harvest on the same acreage in the same crop year, and additional coverage insurance provided under the authority of the Act is offered for the third or subsequent crop in the same crop year;
- (9) that is reported as a cover crop to a USDA agency;
- (10) that is a volunteer crop;
- (11) of a second planting of the same crop when the first planting has been harvested in the same crop year unless specifically permitted by the CP or SP;
- (12) that is planted for the development of production of Hybrid Seed or for experimental purposes, unless insurance is permitted for such purposes by the CP or by WA;
- (13) used solely for wildlife protection or management;
- (14) initially planted after the FPD unless late planting coverage is provided by the crop's policy; and
- (15) that is not grown on planted acreage (except for the purposes of PP coverage), or that is a type, class or variety or where the conditions under which the crop is planted are not generally recognized for the area. For example, where agricultural experts determine that planting a NI corn crop after a failed small grain crop on the same acreage is not a generally recognized practice for the area.



**B. ARPI**

The following acreage is not insurable under the ARPI plan of insurance:

- (1) acreage where the crop was not planted on or before the FPD or was not reported by the ARD;
- (2) acreage where the crop was destroyed or put to another use during the crop year for the purpose of conforming with, or obtaining a payment under, any other program administered by the USDA;
- (3) acreage where the AIP has determined the insured failed to follow good farming practices for the insured crop;
- (4) acreage where the conditions under which the crop is planted are not generally recognized for the area;

**Example:** Acreage where agricultural experts determine that planting a NI corn crop after a failed small grain crop on the same acreage in the same crop year is not appropriate for the area.

- (5) acreage of a second crop, if the insured elected not to insure such acreage when an indemnity for a first insured crop may be subject to a reduction in accordance with the provisions of ARPI, Section 13 and the insured intends to collect an indemnity payment that is equal to 100 percent of the insurable loss for the first insured crop acreage. The election must be made for all first insured crop acreage that may be subject to an indemnity reduction if the first insured crop is under ARPI or on a first insured crop unit basis if the first insured crop is not insured under ARPI (e.g., if the first insured crop insured under ARPI consists of 40 acres, or the first insured crop unit insured under another policy contains 40 planted acres, then no second crop can be insured on any of the 40 acres). In this case:
  - (a) if the first insured crop is insured under ARPI, the insured must provide written notice to the AIP of the election not to insure acreage of a second crop by the ARD for the second crop if it is insured under ARPI, or before planting the second crop if it is insured under any other policy;
  - (b) if the first insured crop is not insured under ARPI, at the time the first insured crop acreage is released by the AIP or another AIP who insured the first insured crop (if no acreage in the first insured crop unit is released, this election must be made by the earlier of ARD for the second crop or when the insured signed the claim for the first insured crop);
  - (c) if the insured fails to provide notice required in (a) and (b) above, the second crop acreage will be insured in accordance with applicable policy provisions and the insured must repay any overpaid indemnity for the first insured crop;

**B. ARPI (Continued)**

- (d) in the event a second crop is planted and insured with a different AIP, or planted and insured by a different person, the insured must provide written notice to each AIP that a second crop was planted on acreage on which the insured had a first insured crop; and
  - (e) the insured must report the crop acreage that will not be insured on the applicable acreage report;
- (6) acreage of a crop planted following a second crop or following an insured crop that is prevented from being planted after a first insured crop, unless it is a practice that is generally recognized by agricultural experts or organic agricultural experts for the area to plant three or more crops for harvest on the same acreage in the same crop year, and additional coverage insurance provided under the authority of the Act is offered for the third or subsequent crop in the same crop year. Insurance will only be provided for a third or subsequent crop as follows:
- (a) the insured must provide acceptable records that show:
    - (i) the insured has produced and harvested the insured crop following two other crops harvested on the same acreage in the same crop year in at least two of the last four years in which the insured produced the insured crop; or
    - (ii) the applicable acreage has had three or more crop produced and harvested on it in the same crop year in at least two for the last four years in which the insured crop was grown on the acreage; and
  - (b) the amount of the insurable acreage will not exceed 100 percent of the greatest number of acres for which the insured provides acceptable records.
- (7) acreage that is reported as a cover crop to a USDA agency. No indemnity will be paid for such acreage and any indemnity already received must be repaid. The insured will still be required to pay 60 percent of the premium due on those acres.

**1218 Uninsured Acreage of an Insured Crop**

---

Uninsured acreage of an insured crop only applies to CCIP policies and includes:

- (1) insurable acreage on land classified as high-risk land excluded with a High-Risk Land Exclusion Option; and
- (2) acreage of Category C crops that does not meet age and/or production minimums that is excluded.

Unreported acreage is insurable acreage not reported timely, or not reported, and does not meet the criteria to be reported as insured acreage on a revised acreage report; see Para. [1231](#).

Unreported units, when units are applicable, are units which were not reported timely, or not reported, for which the AIP denies liability.

For scenarios involving unreported acreage or unreported units discovered after ARD, see Para. [1232A\(3\)](#).

**A. Unreported Units (Unreported Acreage Insured as a Separate Unit)**

For acreage that would be insured as a separate unit:

- (1) if the acreage and all other reported unit(s) for the crop meet the requirements for accepting acreage as outlined in LAM, revise the acreage report to add the unreported unit acreage.
- (2) if the acreage or any other reported unit(s) for the crop does not meet the requirements for accepting acreage:
  - (a) the acreage report will not be revised; and
  - (b) the harvested or appraised production from the unreported unit acreage will be prorated to all insured units if an indemnity is claimed on any unit, (refer to LAM).
- (3) when there may be damage on other reported units and the unreported unit will not be added for this reason:
  - (a) appraise the unreported unit acreage (that could have been insured) if it has not been harvested; and
  - (b) it appears that it will not be harvested. This appraisal will be used if a claim is filed on any insured unit as outlined in the LAM.

**B. Unreported Acreage in a Reported Unit**

If acreage (including the reported acreage for that unit):

- (1) meets the requirements for accepting acreage as outlined in the LAM, revise the acreage report to add the under-reported acreage to the unit.
- (2) does not meet the requirement for accepting acreage as outlined in the LAM, the:
  - (a) guarantee will be computed on the information reported; and
  - (b) production from the unreported acreage will count against the guarantee.

**C. Late Planted Unreported Acreage**

Acreage which the insured did not report or designate (even as uninsured acreage), and which the insured asserts was planted after the FPD (or LPD, if applicable) will be handled according to (1) and (2) below.

- (1) Insurable (but not insured) acreage will be considered insurable (but not insured) if:
  - (a) The acreage is insurable under the **AD** or by a WA; i.e., rates and coverage are available for the acreage itself, or crop P/T; and
  - (b) The acreage was planted on or before the:
    - (i) FPD for the crop shown on the SP for the applicable county; or
    - (ii) latest allowable date under the LP provisions found in the applicable CP, if applicable to the crop, and the acreage was not prevented from planting.
- (2) Acreage will be considered uninsurable if the acreage is not insurable under the policy provisions, SP, **AD**, or by WA. Acreage is not insurable if:
  - (a) rates and coverage are not available for the acreage itself or the crop/P/T carried out; or
  - (b) the acreage was initially planted after the LPP (FPD if LPP is not applicable) and the acreage was not prevented from planting by an insurable cause of loss within the insurance period for PP.

**1220 Zero Acreage Report**

---

The insured must submit a zero acreage report for the county on or before the ARD if the insured does not have a share in the insured crop in the county.

If the insured crop is not planted on an entire unit, the insured must report zero acres on a unit, if units are applicable.

**1221 Preliminary Acreage Reports for CCIP**

---

AIPs may request planting intentions from the insured at the time of Application or when servicing the policy for subsequent crop years (e.g., updating the APH). Information generated from the preliminary acreage report must be issued to each insured no earlier than 30 days prior to the final ARD.

AIPs must provide the insured with instructions to verify the accuracy of their preliminary acreage report and to submit any corrections or additions to the AIP by the final ARD.

## **1221 Preliminary Acreage Reports for CCIP (Continued)**

---

If the insured submits nothing further by the final ARD, coverage is based on the preliminary acreage report and is considered complete and accurate provided all the necessary elements to meet the requirements of an acceptable acreage report are included. If liability is under or over-reported, the liability and any potential indemnity may be impacted unless the insured has requested acreage measurement service, see Para. [1234](#).

Preliminary acreage reports are not applicable for PP reporting purposes. See FCIC-25370 Prevented Planting Standards Handbook for intended acreage report instructions for PP.

## **1222 Reporting IRR Practices for CCIP**

---

AIPs shall provide a copy of the Irrigated Practice Guidelines to all insureds annually for whom the IRR practice may apply. The Irrigated Practice Guidelines identify factors to be considered in determining the proper acreage to be reported and insured under an IRR practice. See Para. [1101-1106](#) for IRR practice requirements and the DSSH for the Irrigated Practice Guidelines.

## **1223 First (1st) Insured Crop Planted and Second (2nd) Crop**

---

### **A. 1st Insured Crop Limitations**

1st insured crop limitations may apply to acreage planted to a 1st insured crop which has suffered an insurable loss. This excludes acreage that qualifies for double cropping. See LAM for more information on double cropping.

An insured that does not plant, or plants and does not insure, a 2nd crop on the same acreage for harvest in the same crop year as a first insured crop may:

- (1) collect an indemnity payment that is equal to 100 percent of the insurable loss for the 1st insured crop, and
- (2) elect not to insure 2nd crop acreage on the same acreage, even if the insured has a policy for a 2nd crop. This is considered uninsurable acreage, see Para. [1217](#) for acreage reporting requirements of such acreage.

### **B. 2nd Insured Crop Limitations**

When the person insuring the 1st crop, or another person, plants and insures a 2nd crop on the same acreage for harvest in the same crop year and there is an insurable loss to the second crop, a full indemnity may be paid on the 2nd crop.

- (1) Indemnity payment is limited to 35 percent of the insurable loss for the 1st insured crop. The person insuring the 1st crop will be responsible for 35 percent of the 1st crop's premium.
- (2) If the 2nd crop does not suffer an insurable loss, an indemnity payment, if applicable, for the other 65 percent of the 1st crop's insurable loss that was not previously paid will be made and the remainder of the premium will be due.

**B. 2nd Insured Crop Limitations (Continued)**

A subsequent crop, such as a 3rd crop, planted on the same acreage does not limit an indemnity being paid on the 2nd crop.

**C. 3rd and Subsequent Insured Crop Limitations**

Acreage of a crop planted following a 2nd crop or acreage of a crop planted following a prevented planted 2nd insured crop which followed an insured 1st crop is not insurable unless:

- (1) it is generally recognized for the area to plant three or more crops for harvest on the same acreage in the same crop year by agricultural experts or organic agricultural experts;
- (2) additional coverage is offered for the 3rd or subsequent crop; and
- (3) the insured provides acceptable records that demonstrate:
  - (a) the insured has produced and harvested the insured crop following two other crops harvested on the same acreage in the same crop year in at least two of the last four years in which they produced the insured crop; or
  - (b) the applicable acreage has had three or more crops produced and harvested on it in at least two of the last four years in which the insured crop was grown on it.

The amount of insurable acreage for the 3rd or subsequent crop will not exceed the greatest number of acres for which the insured provided the records required in the applicable preceding [subparagraph (3)(b)].

**D. General Information**

- (1) A 2nd crop does not include replanting of 1st crop acreage to the same 1st crop, except as stated in the LAM Para. 621.
- (2) Forage production and other insured perennial crops are considered a 1st insured crop. Although forage and other perennial crops may not be planted each year, they are the 1st insured crop.
- (3) If an insured plants and insures skip-row cotton, it fails, and grain sorghum is planted in the rows that were not planted to cotton, the grain sorghum is still considered the 2nd crop for this acreage.
- (4) The 1st insured/2nd crop rules apply to certified seed potatoes and malting barley the same as they do to other crops such as regular potatoes and the "All Others" type barley.
- (5) AIPs should make insureds aware that an insured's election not to insure acreage of a 2nd crop may affect any linkage requirement for FSA program participation.

**D. General Information (Continued)**

- (6) When an insured elects to not insure 2nd crop acreage, the acreage and production from such acreage is not included for APH purposes for subsequent years except when it is commingled with production from insured acreage.

**E. Insured's Options**

- (1) Not plant a 2nd crop on the same acreage for harvest in the same crop year and receive 100 percent of indemnity due for the 1st insured crop acreage.
- (2) Plant, but not insure a 2nd crop planted on the same acreage as the 1st insured crop was planted for harvest in the same crop year. For this situation, the following applies:
  - (a) This decision is on a unit basis. If the insured has multiple units of the 1st insured crop, the election to insure 2nd crop acreage is made separately for each of the 1st insured crop units and applies to all 2nd crop acreage in the unit, unless double-cropping provisions apply in which case, the 2nd crop acreage meeting the double-cropping-history requirements must be insured.

**Example:** Insured's Unit 0001-0001OU corn = 150 acres of 1st insured crop corn, 50 of which suffers an early loss and is released. Insured plans to plant 2nd crop on acreage. Unit 0001-0001OU soybeans = 250 acres of planted soybeans consisting of 200 1st insured crop acres and 50 2nd crop acres (same 50 acres that corn was planted in corn unit 0001-0001OU). The insured timely elects to not insure the 50 acres of 2nd crop acreage in unit 0001-0001OU soybeans. Insured's Corn Unit 0001-0002OU = 175 acres of 1st-insured crop corn, 20 of which suffer an early loss. Unit 0001-0002OU soybeans = 250 acres of planted soybeans consisting of 230 1st crop acres and 20 of 2nd crop acres (same 20 acres that corn was planted on in corn unit 0001-0002OU). However, the insured timely elects to insure the 20 acres of 2nd crop acreage in unit 0001-0002OU soybeans.

- (b) Election to not insure 2nd crop acreage must be made by the following deadline:
  - (i) if the 1st insured crop is insured under the CCIP, at the time the 1st insured crop acreage is released (if no acreage is released, on the earlier of the ARD for the 2nd crop or when claim is signed for the 1st insured crop);
  - (ii) if the 1st insured crop and the 2nd crop are both insured under ARPI, by the ARD for the 2nd crop; or
  - (iii) if the 1st insured crop is insured under ARPI and the 2nd crop is insured under the CCIP, before the 2nd crop is planted.

**E. Insured's Options (Continued)**

- (c) The insured will collect 100 percent of indemnity due for the 1st insured crop acreage, provided:
- (i) Written notice is provided, signed, and dated by the insured to the AIP stating that the insured elects not to insure acreage of a 2nd crop by the deadline for the specific situation stated in subparagraphs B (2) (b) (i), (ii), or (iii) above. A Written Notice can be considered a statement on: (1) the Production Worksheet (PW), (2) an attachment to the PW (e.g., Special Report), or (3) a form developed by the AIP for this purpose that states the insured elects to not insure the 2nd crop.
  - (ii) If the insured fails to provide notice of their election to not insure 2nd crop acreage by the deadline for the specific situation stated in subparagraphs E(2)(b) (ii), or (iii) above, the 2nd crop acreage will be insured in accordance with policy provisions (the same as (3) below), and the insured must repay any overpaid indemnity for the 1st insured crop.

**(A) Situation 1**

<b>If:</b>	<b>And:</b>	<b>Then:</b>
If the insured had control of the land (owns or leases the land for the entire crop year),	<p>(1) timely elected in writing <b>not to</b> insure any 2nd crop acreage, and</p> <p>(2) subsequently plants and reports 2nd crop acreage as insured crop acreage,</p>	<p>the acreage report must be revised to designate the 2nd crop acreage as uninsured acreage instead of insured acreage.</p> <p>This is because the insured had previously elected not to insure the 2nd crop acreage.</p>

**(B) Situation 2**



**E. Insured's Options (Continued)**

<b>If:</b>	<b>And:</b>	<b>Then:</b>
If insured A has elected in writing that a 2nd crop will not be insured on the same acreage as the 1st insured crop was planted, and does not own or have control of the land	<p>(1) someone else (insured B) plants an insured crop (2nd crop) on that same acreage; and</p> <p>(2) the second crop acreage contributed to the losses on the units for both the 1st insured crop, and the 2nd crop, and</p> <p>(3) insured B receives an indemnity on the unit in which the 1st insured-crop acreage was planted,</p>	<p>insured A will be limited to 35% indemnity on the 1st crop acreage.</p> <p>This is because a 2nd crop was planted on the 1st crop acreage on which insured B collected an indemnity.</p>

- (d) The insured must designate the 2nd crop acreage planted on 1st insured-crop acreage (within the same crop year) that will not be insured as uninsured acreage on the acreage report.
- (3) Plant and insure the 2nd crop on the same acreage (as the 1st insured crop was planted) for harvest in the same crop year. For this situation, the following applies:
- (a) if the 2nd crop acreage is planted and insured with a different AIP, the insured must provide written notice to each AIP that a 2nd crop was planted on acreage on which the insured had a 1st insured crop.
  - (b) if there is an insurable loss on the 2nd crop acreage and the insured has not waived the indemnity for the 2nd crop acreage, the insured will:
    - (i) receive 100 percent of the indemnity due for the 2nd crop acreage. The insured will pay the full premium (producer-paid premium) for the 2nd crop acreage. Subsequent crops planted on the same acreage within the same crop year will not affect the indemnity of the 2nd crop acreage;
    - (ii) collect an indemnity payment that is 35 percent of the insurable loss for the 1st insured crop acreage;
    - (iii) owe 35 percent of the premium (producer-paid premium) for the 1st insured-crop acreage having a 2nd crop planted on it;

**E. Insured's Options (Continued)**

(c) if the insured's option was to plant 2nd insured crop acreage but:

- (i) no crop is planted,
- (ii) the acreage is planted to a crop not insured, or
- (iii) the insured 2nd crop acreage does not suffer an insurable loss,

the following applies:

- (A) the insured should request to receive the remainder (65 percent) of the 1st insured-crop indemnity that was not previously paid. However, if the insured does not request such payment, the AIP should contact the insured for follow-up to determine the status of any 2nd crop. For most situations, this should be done on or before the billing date for the 1st insured crop.
- (B) if the insured certifies there is no 2nd crop loss on the same acreage on the 1st insured-crop unit, or the AIP otherwise verifies there is no 2nd crop loss, then:

- 1 the remainder (65 percent) of the 1st insured-crop indemnity must be paid to the insured, and
- 2 if the entire premium is not offset by the indemnity, a bill for the remaining premium is sent.

Payment of the indemnity should be made in accordance with the 30-day provisions in the policy unless the AIP is unable to verify whether an insured loss occurred to the 2nd crop. It is the insured's responsibility to provide sufficient documentation to the AIP.

- (C) the insured does not have the option to avoid payment of the additional premium for the 1st insured crop by refusing the remaining 65 percent of the indemnity owed for the 1st insured crop.
- (D) AIPs may make payment of the additional indemnity for the 1st insured crop before announcement of the harvest price for revenue plans of insurance, or they may choose to wait until after the announcement to avoid making two additional payments.

(d) Separate records of production

E. Insured’s Options (Continued)

- (i) If the 1st insured crop suffers a loss, the insured must provide separate records of production for all insured crops planted on the same acreage as the 1st insured crop. Those records acceptable for loss adjustment purposes are acceptable as documentation for separate production from acreage that is and is not planted to a 2nd crop.  
  
**Example:** The insured has an insurable loss on 100 acres of wheat and subsequently plants cotton on 10 acres of that wheat acreage. The insured must provide records of the wheat and cotton production on those 10 acres separate from any other wheat and cotton production that may be planted in the same unit.
- (ii) If the insured fails to provide separate records, the production of each crop will be allocated to the acreage in proportion to the liability of the acreage.

F. Possible Impacts on Companion Contracts

It is possible when different insureds share an insurable interest on the same acreage that one insured might have a greater loss amount on the 1st insured-crop acreage, while the other insured has a greater loss amount on the insured 2nd-crop acreage. Different levels of coverage, different APHs, or different insurance plans, etc., between landlords, tenants or other sharing parties may cause this situation to occur. The following scenarios illustrate this.

**Scenario 1:** Both the landlord and the tenant have insurance policies in effect for both the 1st insured and 2nd crops and neither qualify for double-crop exemption. One insured has CAT level of coverage, while the other has additional coverage.

Landlord’s 1st Insured Crop			Tenant 1st Insured’s Crop	
CAT Policy	No Loss	Buy-up Policy	10,000 Loss	35% = \$3,500
Landlord Insured 2nd Crop			Tenant Insured 2nd Crop	
Buy-up Policy	\$10,000 Loss	CAT Policy	No Loss	

The landlord did not have a 1st insured crop loss. Therefore, the landlord would not have the option to decline insurance on the 2nd crop. Even though the tenant did not have an insured 2nd crop loss, the landlord did. The tenant would be restricted to \$3,500 (35 percent of the 1st insured crop loss) if the landlord accepted the \$10,000 2nd crop indemnity.

F. Possible Impacts on Companion Contracts (Continued)

**Scenario 2:** The landlord and tenant will each receive at least 35 percent of their insured share of any 1st insured crop loss. Each would have the option to waive insurance on the 2nd crop acreage.

Landlord's First 1st Crop			Tenant's First 1st Crop		
CAT Policy	\$500 Loss	35% = \$175	Buy-up Policy	\$10,000 Loss	35% = \$3,500
Landlord Insured 2nd Crop			Tenant Insured 2nd Crop		
Buy-up Policy		\$10,000 Loss	CAT Policy		\$500 Loss

Prior to knowing the outcome of the 2nd crop, each may have been given the opportunity to request the AIP to calculate and then pay the greatest possible indemnity for both crops as allowed by the policy provisions (refer to item A (8) above). In certain situations, this may mean waiving a 2nd crop indemnity in order to be eligible for the remaining 65 percent 1st insured crop indemnity.

However, once any entity is indemnified for an insured 2nd crop loss on the same acreage, all entities with an insurable interest in the 1st insured crop will be limited to 35 percent of their insured share of any payable loss. Precedence is based on whether any insured accepts a 2nd crop indemnity. If the landlord is indemnified (\$10,000) for their 2nd crop loss, the greatest possible indemnity allowed by the policy provisions for the tenant from both crops would be \$4,000 (\$3,500 which is 35 percent of their insured share of the 1st insured crop loss plus \$500 from the 2nd crop).

Thirty-five percent (35 percent) of any 1st insured crop indemnity plus any insured 2nd crop indemnity is the greatest possible indemnity outcome allowed by the policy provisions for all insured entities sharing in the 1st insured crop if any entity accepts an indemnity on the 2nd crop acreage.

G. Additional Information About Reduction of Payments and Premium due to 2nd Crop

Except in the case of double cropping as described in the LAM, the following applies:

- (1) Another Person Plants 2nd Crop Acreage
  - (a) Even if another person plants a 2nd crop on acreage where the 1st insured crop was planted and suffered a loss and the 2nd crop is insured and suffers an insurable loss, the indemnity payment for the 1st insured crop acreage will be 35 percent of the indemnity due for the 1st insured crop acreage.

**G. Additional Information About Reduction of ... due to 2nd Crop (Continued)**

**Example:** Insured AA plants corn and receives an indemnity. Insured AA then cash rents this acreage to Insured ZZ who plants insured soybeans on this same acreage. Insured AA must notify their AIP and must notify Insured ZZ's AIP that a 2nd crop was planted on acreage on which they (Insured AA) had a 1st insured crop.

- (b) If the 1st insured crop is planted, is shared with another person or other people, and the crop suffers a loss, each of the shareholders can decide whether they want to insure a 2nd crop that is planted on the same acreage independently of each other. However, if the 2nd crop suffers a loss and the person or any one of the people who chose to insure the 2nd crop accepts their indemnity check, the 1st insured crop indemnity will be limited to 35 percent for all shareholders.
  - (c) If the 1st insured crop acreage was planted acreage and the 2nd crop acreage does not suffer a loss or is not insured, 100 percent of indemnity of the 1st insured crop acreage will be applicable.
  - (d) For prevented planting, refer to the FCIC-25370 Prevented Planting Standards Handbook.
- (2) 1st Insured Crop Acreage that is Cash Rented by Another Person Who Plants a Crop on this Acreage
- (a) Cash rent, as used in this paragraph means cash renting for agricultural use (growing a crop, haying, grazing, etc.). This does not apply when the acreage is cash rented for a non-agricultural use; e.g., hunting.
  - (b) The crop that is planted by the person cash renting the acreage is considered the 2nd crop for both the person having the 1st insured crop, and is also considered the 2nd crop for the person that cash rented the acreage and planted a crop on this acreage.
  - (c) Another person planting the 2nd crop cannot choose not to insure the acreage if the 2nd crop is an insurable crop and that person has an active policy for this crop in the county. This is because only the insured that had the 1st crop indemnity may elect to not insure any 2nd crop acreage to preserve 100 percent of their 1st crop indemnity.

**1224-1230 (Reserved)**

---

## Section 3: Acreage Report Revisions

### 1231 Overview

---

If incorrect, the acreage report may be revised when allowed under these procedures.

A revised acreage report is permitted when the criteria in Para. 1232 is met in following situations:

- (1) the insured files a request for a revision, on a unit basis when units are applicable.
- (2) the AIP may file a revised acreage report to correct a keying error on the original acreage report, improper unit division to delete uninsurable acreage reported as insurable acreage, and so on, provided the revision falls within the allowed parameters outlined in this section.

### 1232 Acceptable Revisions for CCIP

---

#### A. Acreage Report Revision Guidelines

Acreage reports **can** be revised **in a way that could change liability only when** one of the following is applicable.

- (1) If it is on or before the applicable final ARD, insureds may revise acreage reports for planted acres without a crop inspection and AIP approval. See C below for requirements.
- (2) If it is after the applicable final ARD, insureds cannot revise an acreage report except:
  - (a) as expressly permitted by the policy:
    - (i) if the insured requests acreage be short-rated **on or before the short-rate date in the SP** and the provisions in the CP are met, the acreage report will be revised to **separately** designate the short-rated acres (see F); or
    - (ii) if the insured requests a measurement service on or before the ARD and such measurement service results in a different acreage determination, the acreage report will be revised to reflect the determined acres. See Para. [1234](#); or
    - (iii) if **a spouse, child, or any other member of the household** that **who was** allowed to receive separate policies **is** later found to not qualify for separate policies, the acreage report will be revised to include the acreage from the voided policy in the remaining policy. This includes revising liability for the added acreage, see GSH Para. 251**G**.
  - (b) with consent of AIP. AIPs may only provide consent when the AIP determines:
    - (i) a cause of loss has not occurred, and an appraisal indicates the crop will produce at least 90 percent of the yield used to determine the guarantee or amount of insurance for the unit (including reported and unreported acreage), except when there are unreported units. See Para. [1219](#) for additional information regarding acceptance of unreported units;

**A. Acreage Report Revision Guidelines (Continued)**

- (ii) information on the acreage report is clearly transposed; or
  - (iii) adequate evidence is provided that the AIP or someone from USDA has committed an error regarding information on the acreage report.
- (3) If the revision is to include unreported units and/or unreported acreage, **whether determined by a loss adjuster or otherwise discovered**, the revision may be made at any time; however, this acreage is not considered insurable unless it meets the requirements in 2(b) above. **Unreported units and/or unreported acreage that does not meet the requirements in 2(b) above is not considered insurable and must be corrected on the acreage report and identified** as unreported units and/or unreported acreage on the acreage report.

**Example:** The original acreage report showed 15 acres of corn were planted, and it was later discovered 30 acres of soybeans were planted. If the unreported soybean acreage does not meet the requirements in (2)(b) above, it is not considered insurable and must be corrected on the acreage report and identified as unreported units and/or unreported acreage on the acreage report.

- (4) If an acreage report is initially submitted for PP acreage, it cannot be revised at any time to change crops or types. After the applicable ARD, information on the acreage report for PP acres cannot be revised, except for (2)(b)(ii) and (iii) above.

**B. Acreage Report Revisions Requirements**

All acreage report revisions require:

- (1) documentation in the “Remarks” section of the acreage report, or other form specified by the AIP to revise acreage reports, explaining why the revision took place and what change(s) were made (if a form was used to document, or notate; see attached (Form Number) in the “Remarks” section of the acreage report);
- (2) date, signature, and code number of the person preparing the revised acreage report or other form designated by the AIP to revise acreage reports;
- (3) insured’s signature, or authorized representative’s signature, and date, unless circumstances warrant the absence of the required signature. If the insured’s signature is not obtained, document why the signature was not obtained in the “Remarks.” Based on the nature of the revision and the reasons the insured’s signature was not obtained, the AIP will determine whether the revised acreage report should be approved without the insured’s signature; for example, correcting keying errors would not require the insured’s signature.

**B. Acreage Report Revisions Requirements (Continued)**

For CAT coverage only: Unless a person with an insurable interest in the crop objects in writing on or before the ARD and provides a signed acreage report on their own behalf, the operator may file/sign the acreage report for all other persons with an insurable interest in the crop, including a revised acreage report. A POA is not required and all other persons with an insurable interest in the crop, and for whom the operator purports to sign for and represent, are bound by the information contained in that acreage report.

If the insured's signature is not obtained, document why the signature was not obtained. Based on the nature of the revision and the reasons the insured's, or authorized representative's signature was not obtained, the AIP will determine whether the revised acreage report should be approved without the insured's, or authorized representative's, signature. For example, correcting keying errors would not require the insured's or authorized representative's signature; and

- (4) for acreage reports revised after the final ARD, the AIP's authorized representative's approval.

**Note:** When an acreage report is incorrect, but the error does not meet the requirements for changing liability discussed in subparagraphs A(1)-(2) above, the error can be corrected in accordance with subparagraph A(3). Those corrections will be identified as uninsured (unless they meet A(2)(b)) and an insured's or authorized representative's signature is not required.

**C. Revised Acreage Reports on or Before the ARD**

- (1) Acreage reports for a planted crop may be revised on or before the ARD when information that affects the guarantee, premium, or liability for the crop was incorrectly reported. No crop inspection or approval is required when revisions are filed BEFORE the ARD.
- (2) Acreage reports for a PP crop may be revised on or before the ARD to change any information on any initially submitted acreage report. For example, the insured can add acreage of the insured crop prevented from planting or to correct a share.

**Exception:** The insured CANNOT revise the insured's initially submitted acreage report AT ANY TIME, and the AIP cannot approve, to change the insured crop or type that was reported as prevented from planting on the acreage report, unless the insured can provide adequate evidence that the insured did report the correct crop or type, but the AIP, agent, or someone from the USDA committed an error regarding the crop or type shown on the processed acreage report.

Refer to the PPSH for examples of revised acreage reports for PP acreage.



**D. Revised Acreage Reports After the ARD**

- (1) Acreage reports for planted acres may be revised after the ARD ONLY with the AIP's consent (i.e., approval), or as expressly permitted by the policy, as follows.
  - (a) The AIP can provide consent for a revised acreage report if:
    - (i) no cause of loss has occurred. When insureds request revisions to reduce acres, AIPs can provide consent as stated in subparagraph E(8) below;
    - (ii) the unit passes the crop inspection criteria for accepting unreported acreage information; for example, adding acreage or units, as stated in the LAM;
    - (iii) a crop inspection is not needed to revise the acreage report as stated in subparagraph E below; or
    - (iv) the revision is expressly permitted by the policy.
  - (b) Acreage reported as an IRR practice that qualifies for an IRR practice at the time insurance attaches, cannot be revised to a NI practice, even when the insured never applied any irrigation water. When a loss is evident on the unit or when harvest is general in the area, unless D(1)(c) or E below applies. The LAM provides procedure that applies when acreage cannot be revised from IRR to NI and when acreage does not qualify for an IRR practice.
  - (c) When the insured has reported both an IRR and NI practice and claims there is an error in the reported acreage of IRR and/or NI practices, a revised acreage report may be approved to change a NI practice to an IRR practice (acreage must qualify for an IRR practice) or IRR may be revised to a NI practice), provided:
    - (i) no damage or loss has occurred;
    - (ii) harvest is not general in the area; and
    - (iii) the AIP has verified that the practice for which the change was requested actually existed and is being carried out in a manner consistent with a good farming practice for the practice that the acreage is being revised.
- (2) For revisions to the acreage report for PP Acreage, refer to the PPSH.

**E. When Acreage Report Revisions Can Be Done Without a Crop Inspection**

Acreage reports may be revised to add or revise information on a crop unit without crop inspections for the following situations and a LAF is ONLY applicable to misreported information on the revised acreage report:

- (1) Short-rated acreage (refer to subparagraph F below);
- (2) Measurement service requested by the date specified in Para. [1234](#);

**E. When Acreage Report Revisions Can Be Done Without a Crop Inspection (Continued)**

- (3) The crop is replanted to a different P/T than was initially reported and that is specified on the AD; e.g., initially planted oil-type sunflowers, and replanted to non-oil type, unless specified otherwise in the CPs or SPs. The same acres as were shown on the initial acreage report would be shown on the revised acreage report, unless the insured requested that additional acreage be added, which would then require a crop inspection.
- (4) Keying errors of the acreage report caused an incorrect Summary of Insurance to be issued;
- (5) Incorrect unit arrangement has been reported;
  - (a) Two or more OUs must be combined anytime separate records of production and acreage are not maintained. (Refer to Commingled Production, in the LAM).
  - (b) Part of a unit or an entire unit may be deleted.
  - (c) Additional units may not be created after the ARD, except for basic/policy units. Basic units are defined by the BP; or, if applicable, the CP or SP. BUs must be separated even if damage has occurred on the unit.
- (6) The insured provided evidence that the agent, AIP or someone from USDA has committed an error regarding the information on the insured's acreage report. Following are some, but not limited to, items and documents from which the agent or AIP could make an error when transferring information from the document to the acreage report and which would substantiate that an error was made:
  - (a) approved yield from the APH database.
  - (b) information from an approved WA.
  - (c) information from AD; e.g., the actuarial map was incorrectly read resulting in an incorrect classification, and so forth.
  - (d) a document the insured claims they completed and submitted to the AIP to report the original acreage report information. The acreage report may be revised to agree with the information on this document provided the AIP can substantiate that this document was on file in with the AIP on or prior to the ARD.
  - (e) a document the insured claims they completed and submitted to the AIP to report the skip-row planting pattern for the planted crop/unit. The percent planted factor and/or yield-conversion factor may be revised to agree with the information shown on this document, provided the AIP can substantiate that this document was on file with the AIP on or prior to the ARD.

**E. When Acreage Report Revisions Can Be Done Without a Crop Inspection (Continued)**

- (f) the information on the acreage report is clearly transposed; e.g., 87.0 is written as 78.0. Also, refer to subparagraph E(9) below for transposition of information between acreage report lines that are also correctable.
- (7) Any other reasons specified in the policy provisions, including those shown in subparagraph E(1), F, and Para. [1234](#).
- (8) Acreage has been over-reported:
  - (a) When an insured requests a decrease in reported acres of a unit, the acreage report may be revised to remove those acres, provided: \*\*\*
    - (i) all units of the crop for which the revision is NOT requested must have existing acceptable determined acres, as defined in the LAM; and
    - (ii) for the unit for which the insured has requested a decrease in acres the insured must, at their expense, have a current measurement of the unit acreage done by FSA or a disinterested firm whose primary function is land measurement.
  - (b) Document the acceptable determined and measured acreage on a form used for documentation purposes or aerial photo map.
  - (c) Insured's request to reduce acres is not the same as automated revisions that occur during claims processing to adjust over-reported liability. However, in both cases, the premium due is based on what actually exists; e.g., less acres actually exist than reported.
- (9) Correctable transposition acreage report errors. When it is obvious that the acreage was inadvertently switched between lines at the time the insured's acreage report was completed resulting in incorrect acres between crops or practices, FSA FNs, types, etc., AIPs may approve a revised acreage report to correct the error. The reason for the revision must be documented. The insured must sign the revised acreage report.
  - (a) AIPs are to use this type of correction prudently and are to be approved only when it is obvious that:
    - (i) acreage reported on one line was inadvertently switched with acreage on another line; and
    - (ii) the AIP believes the insured did not intentionally report this information to obtain additional benefits; e.g., misreporting land location to obtain a lower premium. The AIP should try to establish whether there is a pattern of misreporting every year. If so, the AIP should not consider the misreported acres as inadvertent switching of acreage.

**E. When Acreage Report Revisions Can Be Done Without a Crop Inspection (Continued)**

- (b) This procedure cannot be used to correct overall variances between acres reported and acres determined;

**Example:** If the IRR practice was reported as 100.0 acres and the NI practice is reported as 150.0 acres, and it is determined that there are 95.0 IRR acres and 155.0 NI acres, this is a variance in reporting - under-reporting and over-reporting and is not considered an inadvertent switch.

- (c) When the acreage report is revised to correct an inadvertent switching of acreage, the revised acreage report must be processed prior to the claim. The acreage, the revised acreage report will be used as the reported acres and cannot be used as the determined acres also. The determined acres must remain a separate determination.

**Example:** 100.0 acres was initially reported as IRR and 50.0 as NI; however, the acres for the two practices were inadvertently switched. The determined acres for the IRR acreage are 51.5 acres; the revised reported acres are 50.0, so there is 1.5 acres under-reported for this practice. The determined acres for the NI acres are 98.0 and the revised reported acres are 100.0, so there are 2.0 acres over-reported for this practice.

- (d) The following can be considered correctable if the AIP believes that the insured did not switch the acreages to benefit from lower premiums, and so on:
  - (i) Acreages for practices were inadvertently switched. For example: 100.0 acres were reported as IRR and 50.0 as NI; however, the acres for the two practices were inadvertently switched when reported. The inadvertent switch of acreage may occur within the same unit, or for additional coverage, it may occur between different units when there are optional units for IRR and NI acreage.
  - (ii) Acreages for different types were inadvertently switched. For example: 150.0 acres were reported as oil type (048) sunflowers and 100.0 acres were reported as non-oil type (049) sunflowers; however, the acres for the types were inadvertently when reported. The inadvertent switch may occur within the same unit, or when optional units are allowed by type for the coverage selected, the inadvertent switch may involve different units.

**E. When Acreage Report Revisions Can Be Done Without a Crop Inspection (Continued)**

- (iii) Acreage between legal descriptions was inadvertently switched. For example: Unit 0001-0002OU has 100.0 acres reported with legal description Section 2, Township 5, Range 3. Unit 0001-0001OU has 150.0 acres reported with legal description Section 1, Township 5, Range 3. The legal descriptions are correct for the unit structures shown on the APH form. However, the acreage for the legal descriptions was inadvertently switched. The inadvertent switch may occur within the same unit; or may involve different units (for additional coverage) when optional units are allowed by sections (or other legal descriptions described in the policy). If this inadvertent switch was between the same crop that an insured has insured in two different counties, and the AIP requires separate acreage report forms be completed to report the acreage report information for the two different counties rather than reporting the information on one form, the AIP may consider this a correctable error if the criteria in (9)(a) are met.
- (iv) When unit structure for the crop is by FSA FN and the acreage between two FSA FNs were inadvertently switched. For example, 200.0 acres for FSA FN 1234 was reported and 300.0 acres for FSA FN 2345 was reported; however, the acreage for the FSA FNs was inadvertently switched.
- (v) Acreages between two crops were inadvertently switched. For example: one line showed 120.5 acres of corn and one line showed 155.6 acres of soybeans; however, there was actually 155.6 acres of corn and 120.5 acres of soybeans.

(10) Acreage has been under-reported. When acreage has been under-reported, the acreage report must be revised by adding the acreage to the acreage report as unreported acreage and/or unreported units, see subparagraph A(3), but doing so does not change the liability unless the acreage meets the insurability requirements in subparagraph A(2) above.

**F. Revisions to Reduce Premium for Acreage Destroyed Prior to Harvest (Short-Rate)**

Acreage reports CANNOT be revised after the ARD to remove or reduce premium because the insurable acreage was destroyed prior to harvest, except when the AD provide a reduced premium rate (short-rate) for acreage destroyed prior to harvest. Short-rate provides a reduced premium rate for acreage that will be destroyed prior to harvest and reported to the AIP by the date designated in the crop's SP. If the insured requests such acreage be designated separately on their acreage report, the AIP must revise the acreage report if the conditions stated in the CP and SP are met.

- (1) Separate line entries are required on the acreage report for the acreage on which insurance will continue and the acreage eligible for the reduced premium rate (short-rated acreage).

**F. Revisions to Reduce Premium for Acreage Destroyed Prior to Harvest ...(Continued)**

- (a) The premium amount will be reduced (short-rated), including CAT coverage, by the amount shown on the AD only if the insured notifies the agent by the date shown on the SP that the acreage will be destroyed by grazing or mechanical means prior to harvest, and the insured does not claim an indemnity on such acreage.
- (b) If a notice of damage or loss is filed and the insured wants to file a claim for indemnity on the acreage at this time rather than short-rate, the acreage must be appraised, in accordance with the LAM. If the insured wishes to destroy the acreage to comply with other USDA programs, the acreage must be released when an adequate appraisal is made; or if applicable, the insured has agreed to leave representative samples so that adequate appraisals can be made at a later date.
- (c) When timely and proper notification that the acreage will be destroyed is received, the AIP will revise the acreage report and reduce (short-rate) the premium accordingly. Insurance coverage will cease on any acreage the insured does not intend to harvest on the date the insured notifies the agent of such intent.

If the acreage that is short-rated is not destroyed as intended, the insured will be subject to the under-reporting provisions contained in section 6 (f), (g)(1), and (g)(2) of the CCIP. The acreage short-rated and taken to harvest is considered under-reported. If part of unit acreage is short-rated and taken to harvest, the production harvested from the short-rated acreage will be counted against the remaining insured acres on the unit. If the entire unit acreage is short-rated and taken to harvest, the harvested production from the short-rated unit will be allocated to the insured units in the county. Such acreage cannot be added back to the acreage report, even if the crop would pass a crop inspection.

**Example 1:** Part of the acreage in the unit is short-rated and taken to harvest:

Unit 0001-0001OU wheat = 100.0 insured acres initially reported. The insured timely notifies the AIP that they are destroying 20.0 of the 100.0 acres. The AIP short-rates the 20.0 acres, but the insured takes all 100.0 acres to harvest. The insured files a claim for unit 0001-0001OU.

If the short-rated acreage is harvested, and the production from the short-rated acreage is not commingled with the insured acreage production, then the APH would include 80.0 acres and the production from the 80.0 insured acres. However, if the short-rated acreage production is commingled with the insured acreage production, the APH would include 100.0 acres and production from the 100.0 acres.

**F. Revisions to Reduce Premium for Acreage Destroyed Prior to Harvest ...(Continued)**

**Example 2:** All of the insured acreage in the unit is short-rated and taken to harvest:

Unit 0001-0001OU wheat = 100.0 insured acres initially reported. The insured timely notifies the AIP that the acreage will be destroyed. The AIP short rates the 100.0 acres, but the insured takes all 100.0 acres to harvest.

Wheat units in the county with remaining insured acres reported:

0001-0002OU = 50.0 acres

0001-0003OU = 100.0 acres

0001-0004OU = 25.0 acres

- (2) Short-rated acreage is not eligible for a claim for indemnity. However, a year the crop is short-rated is considered a year of producing the crop; and is reported as zero production, identified by a "Q" yield descriptor, with the actual acres short-rated on the production report and APH database.
- (3) Short-rated acreage cannot be reinstated for insurance coverage after the insured notifies the AIP that the acreage will be destroyed prior to harvest. Any production from short-rated acreage will be considered production from uninsurable acreage for APH purposes.
- (4) For situations other than short-rated acreage, if the insured destroys or puts acreage to another use without consent, an appraisal of not less than the guarantee will be assessed on such acreage. However, such appraisals are not used for APH purposes.

Premium adjustments will not be made for insured acreage destroyed or put to another use after the ARD.

**G. Cannot Add Acreage of Small Grain Crop Initially Reported as Uninsurable**

Acreage reports cannot be revised to add acreage of a small grain crop initially reported as uninsurable because the crop was planted for a use other than for which coverage is provided as insurable acreage (e.g., wheat planted for the purpose of being grazed or destroyed before harvesting for grain). When uninsurable acreage of a small grain crop planted and reported with the intention of destroying prior to harvest is harvested as grain, the under-reporting provisions (under-reported for a reported unit or an unreported unit) in BP section 6 will apply.

## 1233 Acceptable Acreage Report Revisions for ARPI

---

ARPI acreage reports may only be revised when the following is applicable.

- (1) Insureds may revise acreage reports for planted acres without AIP consent on or before the ARD.
- (2) Acreage reports can only be revised after the ARD with the consent of the AIP when the AIP determines:
  - (a) information on the acreage report is clearly transposed;
  - (b) adequate evidence is provided that the AIP or someone from USDA has committed an error regarding information on the acreage report; or
  - (c) if allowed in the CP.
- (3) Acreage reports may be revised for land acquired after the ARD and AIPs may choose to insure or not insure the acreage, provided the acreage is insurable and an acreage report is filed. Acreage must meet all insurability requirements and policy elections cannot be modified, e.g., coverage level, protection factor, for the added acreage.

This does not apply to any acreage for which insurance attached under a different person's policy and a transfer of coverage and right to indemnity is executed.

## 1234 Measurement Services Requested for Acreage Reports

---

On or before the ARD, an insured may request an acreage measurement service. If an acreage measurement service is requested the following are applicable.

- (1) An acreage report must:
  - (a) be filed on or before the final ARD;
  - (b) include estimated acreage for the acreage for which a measurement service has been requested; and
  - (c) clearly identify the acreage (e.g., field number) for which the measurement has been requested. If an acreage measurement is requested for only a portion of the acreage, or a portion of the acreage within a unit when units apply, such acreage must be separately designated on the acreage report.
- (2) Documentation that verifies acreage measurement was requested must be furnished to the AIP on or before the final ARD.
- (3) The measurement service may be completed by FSA or businesses that provide land measurement (including those with which sales agents are associated).

**Exception:** For claim purposes, measurement services performed by the agent are not allowed, see LAM.

- (4) The measurement, when completed, must be provided to the AIP.



- (5) If the acreage measurement is not provided at least 15 days prior to the premium billing date, the premium will be based on the estimated acreage and will be revised, if necessary, when the acreage measurement is provided.
- (6) For CCIP policies, if the insured fails to provide the acreage measurement to the AIP by the time a notice of loss is filed, the AIP may:
  - (a) make all necessary loss determinations, except the acreage measurement, and defer finalization of the claim until the measurement is completed and provided. If the acreage measurement is not provided, the claim will not be paid; or
  - (b) elect to measure the acreage and finalize the claim. In addition, estimated acreage will not be accepted from the insured for any subsequent acreage report.
- (7) For ARPI policies, if the acreage measurement is not provided by the time the final county revenue or final county yield, as applicable, is calculated, the AIP may:
  - (a) elect to measure the acreage and finalize the claim in accordance with applicable policy provisions;
  - (b) defer finalization of the claim until the measurement is completed with the understanding that if the insured fails to provide the measurement prior to the termination date, any claim will not be paid; or
  - (c) finalize the claim in accordance with applicable policy provisions after the insured provides the acreage measurement.
- (8) If the acreage measurement is not provided to the AIP by the termination date, the insured will be precluded from providing any estimated acreage for all subsequent crop years.
- (9) The acreage report will be revised if there is a discrepancy between the estimated acreage report and the measurement unless:
  - (a) the acreage measurement is not turned in timely; or
  - (b) the AIP has measured in accordance with E above and there is an irreconcilable difference in the measurements see (10) below.
- (10) If there is an irreconcilable difference between:
  - (a) the acreage measured by FSA or a measuring service, and the AIP on-farm measurement, the AIP on-farm measurement will be used; or
  - (b) the acreage measured by a measuring service, other than the AIP on-farm measurement, and FSA, the FSA measurement will be used.

Following are some examples of incorrect acreage report and applicable revisions. Always document the reason for the revision on the form used to revise acreage reports.

- (1) Insured reported unit 0001-0001OU and 0001-0002OU of grain sorghum as insurable. Upon inspection 0001-0002OU was found to be planted to an uninsurable practice.

**ACTION:** Revise 0001-0002OU to designate the acreage as uninsurable acreage instead of insurable. Indicate the reason why the acreage is uninsurable.

- (2) During an inspection prior to harvest being general in the area, the AIP discovered that unit 0001-0001BU of soybeans had not been reported on the original acreage report. The crop inspection indicated that this unit and all other units met the appraisal criteria for accepting additional liability for the additional unit, as defined in the LAM.

**ACTION:** Unit 0001-0001BU may be added.

- (3) An incorrect risk classification for unit 0001-0001BU was entered on the original acreage report.

**ACTION:** Revise the acreage report to show the correct risk classification, and notate the reason for the revision.

- (4) The original acreage report shows 25.0 acres for unit 0001-0001BU, and the inspection reveals 50.0 acres were planted. The crop inspection indicated that all the criteria for accepting additional acreage for this unit (reported and unreported acreage) were met, as defined in the LAM.

**ACTION:** The acreage report may be revised to add the additional acreage.

- (5) The original acreage report shows all of unit 0001-0001BU (108.0 acres) was planted by the FPD and there is no LP provision for the crop, but it was determined 20.0 acres of unit 0001-0001BU were planted after the FPD.

**ACTION:** Revise the acreage report to reduce the 108.0 acres of insured acreage to 88.0 insured acres. Document that unit 0001-0001BU was revised to designate the 20 acres planted after the FPD as uninsured acreage. Harvested production from insured acreage (88.0 acres) must be kept separate from harvested production from the uninsured acreage (20.0 acres).

- (6) The original acreage report shows all of unit 0001-0002BU (200.0 acres) was planted by the FPD, but it was determined that 50.0 acres were planted 5 days after the final planting period. This is a crop that the policy provisions provide for automatic late-planted acreage coverage.

**ACTION:** Revise the acreage report to show 150.0 acres as timely planted with a separate line entry showing the 50.0 acres with the correct planting date.

- (7) The original acreage report shows 50 percent share for unit 0001-0001BU. It is determined that the share at the time of planting was 100 percent and is still 100 percent. (No additional acreage is being added.)

**ACTION:** Provided a crop inspection indicates that unit 0001-0001BU acreage meets the criteria for accepting additional liability, as defined in the LAM, the acreage report can be revised to reflect 100 percent share.

- (8) The original acreage report shows 100 percent share for unit 0001-0001BU soybeans. The inspection revealed the share at the time of planting was 50 percent.

**ACTION:** Revise the acreage report to reflect the appropriate share at the time of planting.

- (9) The original acreage report shows unit 0001-0002BU of wheat with 100 percent share. The inspection revealed there were two BUs, one with 100 percent share and one with 50 percent share.

**ACTION:** Revise the acreage report to show the correct unit structure (two BUs). The APH database for 0001-0002 must also be divided to reflect the correct unit structure.

- (10) The original acreage report shows two OUs of soybeans. The inspection determined that no separate records of production or acreage were maintained to support the production report filed.

**ACTION:** Revise the acreage report to combine the two OUs. Delete the unit number not kept.

- (11) The original acreage report shows unit 0001-0002BU soybeans with .333 share. The verification of the share revealed that the insured had no interest in this unit.

**ACTION:** Revise the acreage report to remove unit 0001-0002BU soybeans.

- (12) The insured reported two units (0001-0001OU and 0001-0002OU) of soybeans on the acreage report. After the ARD, the insured reviewed the Summary of Coverage that was generated from the soybean acreage report and discovered that they had failed to report unit 0001-0003OU soybeans. The insured requests that unit 0001-0003OU be added. The crop inspection to accept additional acreage reveals that the appraisal for unit 0001-0001OU and the appraisal for 0001-0003OU exceed 90 percent of the yield upon which the per-acre guarantee for each unit is based. However, unit 0001-0002OU acreage appraises below 90 percent of the yield upon which the per-acre guarantee is based.

**ACTION:** The AIP must deny the request to add unit 0001-0003OU (additional acreage) since unit 0001-0002OU is considered to be in a potential loss situation as outlined in the LAM.

## 1235 Examples for Acreage Report Revisions (Continued)

---

- (13) The insured reports 100.0 planted acres on the acreage report, but only 75.0 acres are planted and the insured claims that 25.0 of the acres were actually prevented from planting. The insured claims they reported the 100.0 acres because they were planning to plant 100.0 acres, but then it started raining and the insured was unable to plant the other 25.0 acres as reported.

**ACTION:** If it is prior to the ARD, both the planted and PP acres can be revised. If it is after the ARD, the acreage report cannot be revised to add the PP acres. However, the planted acres can be revised downward, if at the time the revision is requested, no insured cause of loss affecting the planted acres has occurred, as stated in Para. [1232E\(8\)](#) above. If it is before the ARD, the acreage report can be revised to add the PP acres and reduce the planted acres; and if it is after the ARD, no PP acres can be added.

## 1236 Identifying Acreage Damaged by UUF or a Third Party (CCIP policies only)

---

Acreage reports must be modified after the ARD to identify acreage damaged by UUF or a third party when the requirements in Para. [1330G](#) are met. The change of the insured acreage type is not considered an acreage report revision because only the type of acreage is being changed, with no change to the number of acres insured or to premium.

Beginning with the 2018 crop year, in the event an insured suffers production losses due to UUF or a third party, the insured may request that no actual yield be reported for the damaged acreage and as a result reduced yields due to UUF/Third-Party Damage will not impact the insured's approved yield when the requirements of Para. 1330G are met. If the insured requests such losses not be included in the APH database, the acreage damaged by UUF or a third party must be identified on the acreage report, even when such occurs after the ARD.

- (1) Separate line entries are required on the acreage report for the acreage not damaged by UUF or a third party and the acreage damaged by UUF or a third party. Acreage damaged by UUF or a third party must be identified as Insured-UUF/Third-Party, see Para. [1213](#).
- (2) Damage caused by UUF or a third party are uninsurable causes of loss and therefore not eligible for indemnity.
- (3) Premium adjustments will not be made for insured acreage damaged by UUF or a third party.
- (4) The acreage damaged by UUF or a third party reported on the acreage report as Insured - UUF/Third-Party damaged acreage in any of the four most recent CYs is used in the determination of the maximum number of eligible PP acres.
- (5) If all of the acreage of the crop is damaged by UUF or a third party, it is considered a year of producing the crop.
- (6) See Para. [1325F](#) for production reporting requirements.

## 1237-1300 (Reserved)

---

## PART 13: PRODUCTION REPORT

### Section 1: Insured's Production Reporting for CCIP and ARPI

#### 1301 General Information

---

Generally, insureds are required to report the current year's crop production on the same basis used to establish their approved yields. This section is applicable for insureds and crops that require current year's crop production be reported by the insured's production reporting date contained in the policy, see Para. [1321](#) for exceptions to the requirement to provide the current year's production by the insured's production reporting date. This production report will be used to establish approved yield(s) for the following APH crop year, if there are no changes to the basis used to establish the insured's approved yield(s). The insured's production report is also subject to [Part 16 Sec. 6](#).

An annual production report is required for all ARPI policies, unless otherwise specified in the SP (e.g., forage). For ARPI policies, the production report collects the current crop year's production by the PRD at the end of the crop year.

#### A. Producing the Crop

An insured that received a share of the insured crop's production or was a member or SBI of a person that received a share of the insured crop's production is considered to have produced the crop that crop year in the county in which it was produced.

Likewise, if a member or SBI of the insured received a share of the insured crop's production, the insured is considered to have produced the insured crop that crop year in the county in which it was produced.

See [Part 14](#) for requirements for acreage and production records, and [Part 15](#) for use of another producer's acreage and production history, landlord/tenant approved yields, and use of APH database yields when insured persons change or land is transferred to another person.

#### B. Production Report versus APH Database

Production reports are separate from APH databases. The production report contains the insured's report of production, whereas the actual yield information reported on the production report is used by the AIP to establish an APH database and calculate an approved yield for CCIP policies.

While an insured's APH database(s) may be used to capture the same information provided on the insured's production report, the purpose and function of a production report is different than that of an insured's APH database. See Part 15 for procedure and instructions regarding APH databases. The AIP may use the APH database, or other forms, to collect the production report from the insured if the form meets DSSH required elements for a production report.

**A. Acceptability**

Production reports must meet all of the following to be acceptable.

- (1) Include all acreage and production (insured and uninsurable/uninsured) by P/T/TMA as identified on the [AD](#) from the insured's operation for each APH database for which production is being reported. See Para. [1307](#) for the elements and information required to be on the insured's production report.

For CCIP policies see [Part 15 Section 4](#) and [Part 18](#) for additional reporting requirements for P/T/TMA.

For ARPI policies, if the acreage is unharvested, the insured must certify either unharvested and destroyed, unharvested and put to another use, unharvested appraised, or unharvested with harvest incomplete. See Para. [1305F](#).

- (2) For CCIP policies, insureds must report production on the current crop year's APH database or at a lower unit level.

**Exception 1:** If an insured would like to have units at a lower level in the following crop year, the insured must provide a production report and keep supporting records for that level of units (e.g., insured has BUs in 2023 and wants OUs in 2024, the 2023 production report must be at the desired OU level for 2023 and able to be summed to the 2023 BU level). See Para. [1005](#) and [1034](#) for use of production reports when switching to a different unit structure.

**Exception 2:** This does not prohibit the insured from reporting production at a level lower than the elected unit structure if such production can be summed to the current unit structure (see Para. [1303](#)). If the insured certifies production on the production report at a level below the unit structure that applies for the current crop year, they must have acceptable records at the level reported or assigned yield provisions will apply for the following crop year.

**Exception 3:** Insureds that complete the Marketing Certification and direct market their crop may use a pre-harvest appraisal to allocate their production to the APH database to support the unit structure. See Para. [1417](#) and [1452](#).

For ARPI policies, insureds may report production on a CCIP policy unit or lower level though units are not applicable for ARPI policies. See Para. [1791](#) for use of production reports when switching to a CCIP policy. Although reporting on an OU basis is not required for ARPI, failure to report on an OU basis may limit choices regarding unit structure if the insured switches to a CCIP policy in a subsequent year.

- (3) Report all APH crop years continuously when multiple years of production history are certified; there cannot be a break in continuity of production history. See Para. [1306](#) for additional procedure related to continuity of production reports.

**A. Acceptability (Continued)**

- (4) Be supported by acceptable production records. See [Part 14](#) for production evidence requirements. The insured must maintain and provide upon request acceptable production evidence for each unit, when units are applicable, and for each P/T/TMA. The insured must accurately report all information on the production report and the insured must certify to the accuracy of the information on their production report.

If the insured does not have acceptable production records to support the information on the production report, the insured will be subject to the procedures in Para. [1302D](#). For example, if insured with BU or EU reports on an OU basis, they must have acceptable records for their OUs or assigned yield provisions will apply for the following crop year.

- (a) See additional production history provisions by crop in [Part 19 Section 1](#) for Category B crops, [Part 19 Section 2](#) for Category C crops and [Part 20](#) for other coverage plans.
- (b) See Exh. [13](#) for completed samples for individual crops and for directions outlining adjustments to total production entries. Directions for sample production worksheets for Sugar Beets, Dry Beans, and Northern Potato Quality Endorsement and for Multi-Purpose Production and Yield Worksheets are also provided in [Part 15](#) and Exh. [17](#).

**Exception:** If an insured reports they are unable to finish harvest due to an insurable cause of loss, they have a delayed claim, or records are unavailable from the processor or marketing outlets by the insured's production reporting date, the insured will be considered to have submitted an acceptable production report for the current crop year. In such instances, AIPs must transmit a production report to RMA using a production record type of "T." When the production information becomes available, the insured must provide a production report by the following year's insured's production reporting date contained in the AD and the AIP must provide it to RMA in accordance with Appendix III. See Para. [1503A\(3\)](#) for procedures on reporting production for temporary yields and their impacts on the following crop year's APH databases.

- (5) Be signed by the insured.
- (6) Be submitted by the insured to the AIP by [the](#) insured's production reporting date.

**B. Zero Planted Acreage Report**

- (1) For annual crops insured under CCIP policies, a zero planted acreage report submitted for the current crop year will be considered an acceptable production report for the current crop year, provided the acreage report was acceptable.
- (2) For crops insured under ARPI policies, a zero planted acreage report submitted for the current crop year will be considered an acceptable production report for the current crop year, provided the acreage report was acceptable.

**C. Claims for Indemnity**

Claims for indemnities are considered production reports for CCIP policies and must be used; however, some claims may have to be reviewed to ensure that the correct production is used for following crop year's APH database. See Para. [1309B](#). A production report for the current year is not required for units with a claim for indemnity; however, AIPs must transmit a production report to RMA with the required information in accordance with Appendix III.

**D. Acceptable Production Reports Not Provided**

- (1) For CCIP carryover policies, assigned yield provisions will apply the following crop year, per Para. [1686](#) (except for units with claims for indemnities) if an acceptable production report for the current crop year is not provided by the insured's production reporting date contained in the AD. See Para. [1306C](#). AIPs must transmit a production report to RMA indicating the insured did not provide a production report using a production record type of "L."
- (2) For ARPI policies, if an insured does not submit an acceptable production report to the AIP by the PRD, the PF for the insured's policy in the following crop year will be limited to the lowest PF available. AIPs must transmit a production report to RMA indicating the insured did not provide a production report using a record type of "L." For transferred policies, the assuming AIP may obtain production report information for the prior crop year(s) from RMA systems.

If the insured subsequently switches to a CCIP policy in the following crop year, the insured will be subject to assigned yields and related procedures. Since there is not a prior crop year's approved yield available, the assigned yield will be 65 percent of the applicable T-Yield. The assigned yield will apply beginning with the 2025 crop year, e.g., 2023 production reports are required, assigned yield in 2024 is waived, 2024 production reports are required, assigned yield applies in 2025.



**E. Accuracy**

For CCIP policies, insureds must certify to the accuracy of the information on the production report. If the insured fails to accurately report the production, the insured will be subject to the provisions in Para. [1686](#) unless the information is corrected:

- (1) on or before the insured's production reporting date contained in the AD, see note in Para. [1301](#); or
- (2) the incorrect information was the result of AIP error or the error of someone from USDA.

Any time it is discovered the insured has misreported any material information on the production report, the insured will be subject to the provisions in Para. 1686.

For ARPI policies, insureds that do not submit a production report to the AIP by the PRD specified in the AD, will have their protection factor in the following crop year limited to the lowest protection factor available.

**1303 Production Reporting Requirements**

---

**A. Certification**

- (1) Insureds must certify the crop acreage and production by unit and P/T/TMA (within the unit that requires separate APH databases) for the current APH crop year. Insureds may report production using either of the following:
  - (a) the insured's current unit structure; or
  - (b) any level, such as field, provided the AIP can aggregate the production reported to the lowest level unit structure by APH database. Such as:
    - (i) EU structure;
    - (ii) BU structure;
    - (iii) OU structure; or
    - (iv) any level, such as field, tract, etc.

**Example 1:** Insured A elected an EU structure for 2023. The policy allows for the election of OU. Insured A may report their 2023 production at any of the following levels, provided the AIP can aggregate the production in the APH database to the OU level.

- (a) EU structure;
- (b) BU structure;
- (c) OU structure; or

**A. Certification (Continued)**

(d) Any level, such as field, tract, etc.

**Example 2:** Insured B elected a BU structure for 2023. The policy allows for the election of OU. Insured may report their 2023 production at any of the following levels, provided the AIP can aggregate the production in the APH database to at least the OU level.

(a) BU level;

(b) OU level; or

(c) Any level, such as, field, tract, etc.

**Example 3:** Insured C elected BU structure for 2023. The policy does not allow for the election of OU. Insured may report their 2023 production at any of the following levels, provided AIP can aggregate the production in the APH database to the BU level.

(a) BU level; or

(b) Any level, such as, field, tract, etc.

Insureds cannot report production at a level greater than the insured's current unit structure, e.g., the insured cannot report at the BU level when insured as an OU. If the insured reports production at a level below the unit structure that applies for the current crop year, the insured must have acceptable records at the level reported for the APH databases, see Para. [1684](#), or assigned yield provisions will apply the following crop year, see Para. [1686](#). Production and acreage will be prorated according to Para. [1005](#) or [1034B](#) if the insured has BU or EU unit structure in place and provides an acceptable production report, but it is not on the basis of the APH databases established for the BU or EU, or production is commingled.

**Example 4:** An insured with EU certifies production on an OU basis and has acceptable records for all OUs. If the insured does not have acceptable records on an OU basis, they should not report production on that basis. Failure to have acceptable records at the level reported will result in assigned yield and related provisions applying; see Para. 1686.

**Example 5:** An insured has OU APH databases established and has EU for the current year. The insured does not keep records on an OU basis or production is commingled for the current crop year. The insured reports total acres and production for the EU and the AIP will prorate production according to Para. 1034B.

**A. Certification (Continued)**

If an insured would like to have units at a lower level the following crop year, the insured must certify the crop acreage and production by the desired lower-level unit and P/T/TMA (within the unit that requires separate APH databases).

**Example 6:** Insured has BUs in 2024 and wants OUs in 2025; the 2024 production report must be at the OU level and able to be summed to the 2024 BU level to qualify for OUs in 2025.

(2) For ARPI policies, insureds must certify the harvested and unharvested crop acreage and production by P/T for the current crop year. Insureds may report production by any of the following:

- (a) the county;
- (b) the basic unit or lowest level unit structure available for the crop under an APH-based plan of insurance (e.g., maintain OU for subsequent policy transfer to APH-based plan of insurance); or
- (c) any level, such as field.

**Example:** Insured A insures corn under ARPI in 2024. The APH-based plan of insurance allows for the election of OU. Insured A may report their 2024 production at any of the following levels:

- (a) county;
- (b) BU or OU structure; or
- (c) any level, such as field.

**B. Multiple Insureds on the Same Unit**

If more than one person is insured on the same unit, each person is responsible for submitting an acceptable production report(s). Different yield calculation methods may apply to the following crop year's APH database based on the production reports provided by each person.

**C. MY**

Refer to [Part 17 Section 5](#) for MY production reporting requirements, when MY applies to the following crop year's APH database.

**D. Amended Production Reports**

The insured may amend the production report on or before the insured's production reporting date contained in the AD.

For CCIP policies, any amended production report submitted after the insured's production reporting date contained in the AD will not be used when computing the following year's approved yield. If the policy is insured on a continuous basis in the next crop year, all actual and assigned yields from the prior crop year's APH database within the base period must be used; however, assigned yields may be replaced with actual yields.

**Example:** The insured plans to plant corn for the 2026 crop year and needs to amend their reported production for the 2025 crop year. The insured must update their production report by the prior crop year's insured's production reporting date of April 29, 2026, to have their APH database updated for the 2026 crop year. If the insured amends the 2025 production report after the April 29, 2026 Insured's PRD the insured's 2026 APH database cannot use the amended production report until the 2027 policy crop year.

Amended production reports are subject to APH reviews and acceptable production records must be available, see Para. [1681-1686](#).

**E. Exception to Reporting Production or Certification of Production Reports for Crop Years Other Than the Current Crop Year**

- (1) Insureds may certify production reports for crop years other than the current crop year for various reasons, including:
  - (a) certification of crop years not previously certified;
  - (b) correction;
  - (c) replacement of temporary yield;
  - (d) replacement of assigned yield, see Para. [1686B](#);
  - (e) recertification for a new actuarial offer, e.g., new practice(s)/types(s); or
  - (f) other.
- (2) Continuity of production reports must be maintained.
- (3) Acceptable production reports must be submitted by the insured's production reporting date contained in the AD to be used for the following crop year's APH database.
- (4) Production reports for all certified crop years are subject to APH reviews and acceptable production records must be available, see Para. 1681-1686.

## 1304 Production Included on Production Report and in the Following Crop Year's APH Database(s), When APH Databases are Applicable

---

Include all production from the following types of acreage on the production report and in the following crop year's APH databases, when APH databases are applicable.

### A. Insurable Acreage

(1) For CCIP, report as insurable production all production from:

- (a) insurable acreage planted to the insured crop for harvest as provided in the CP; and

**Note:** If insurable acres are damaged by uninsurable unavoidable fire (UUF) or a third party, see Para. [1305G](#).

- (b) unreported acreage (see Para. [1219](#)). If a claim and the production from the unreported acreage are combined with production from the reported acreage, the total acreage (reported and unreported) and total production must be used to calculate the actual yield for the APH crop year in the following crop year's APH database.

(2) For ARPI policies, report as insurable production, all production from:

- (a) insurable acreage planted to the insured crop for harvest as provided in the CP; and
- (b) uninsurable acreage, when commingled with insurable production.

### B. Uninsured Acreage when Commingled with Production from Insured Acreage

Uninsured acreage is insurable acreage on land classified as high-risk land excluded with a High-Risk Land Exclusion Option or acreage of Category C crops that does not meet age and/or production minimums excluded in accordance with Para. [1803](#). See Para. [1218](#) for more information on uninsured acreage. If production records do not clearly indicate separate production from uninsured acreage:

- (1) uninsured acreage is considered commingled with production from the insured acreage; and
- (2) total acreage and total production (insured and uninsured) **are** entered in the following crop year's APH database used to calculate the actual yield for the APH crop year.

**Exception:** If commingled production is allocated for claims purposes, only the insured acreage and production allocated to the insured acreage is used to calculate the actual yield for the production report and the following crop year's APH database.

**C. Uninsurable Acreage when Commingled with Production from Insurable Acreage**

Uninsurable acreage is acreage of an insured crop that does not meet the policy requirements for insurance (see Para. [1217](#)) or is insurable acreage the insured elected not to insure to collect a full indemnity on the first insured crop planted on the same acreage (see Para. [1223](#)). If production records do not clearly indicate separate production from uninsurable acreage:

- (1) uninsurable acreage is considered commingled with production from the insured acreage; and
- (2) total acreage and total production (insured and uninsurable) **are** reported on the production report and entered in the following crop year's APH database used to calculate the actual yield for the APH crop year, when APH databases are applicable.

**Exception:** If commingled production is allocated for claims purposes, only the insured acreage and production allocated to the insured acreage is used to calculate the actual yield for the production report and the following crop year's APH database.

**D. PP Acreage on which the PP Payment was Limited**

Production assigned on PP acreage on which the PP payment was limited to 35 percent of the PP coverage, see Para. [1702K](#), must be included on the production report. Such acreage and yields must be identified with "PP" or "PW" yield descriptors in the following crop year's APH database.

**E. Unharvested Acreage**

Appraised potential production, determined by a RO, FSA, or AIP representatives, is included on the production report.

- (1) The production report and the following crop year's APH database must include planted insurable acreage for Category B crops. For Category C Crops, see [Part 18](#) for instructions concerning how to report insurable and uninsurable acreage.
- (2) If acreage of the crop was destroyed/put to another use and an appraisal of the potential production was not made (not requested for APH purposes or no claim), the production report will indicate the planted acres and a yield of zero.

**F. Zero Planted and Short-Rated Acreage**

The acreage report serves as the production report for zero planted and short-rated acreage. Although there is not any production from short-rated acreage it is considered a year of producing the crop.

- (1) For zero planted acreage, zero production, identified by a "Z" yield descriptor, is reported on the production report and included in the following crop year's APH database.

**F. Zero Planted and Short-Rated Acreage (Continued)**

- (2) For short-rated acreage, zero production, identified by a “Q” yield descriptor, with the actual acres short-rated is reported on the production report and included in the following crop year’s APH database.

**Exception:** If short-rated acreage is harvested, see Para. [1305C](#).

**G. Native Sod Acreage**

Production reports are required for native sod acreage. Production from native sod acreage must be reported:

- (1) separately; and
- (2) by FN/Tract/Field(s).

**H. Acreage affected by Prohibited Substances**

If certified organic or transitional acreage is affected by a prohibited substance, (See GSH for information on prohibited substances.):

- (1) for Category B Crops:
  - (a) before the ARD, the crop is insurable as conventional acreage and production from the affected acreage will be reported as conventional and added to the following crop year’s conventional APH database; or
  - (b) after the ARD, the crop is insurable as it was reported and the production from the affected acreage will be reported as certified organic or transitional production and added to the following crop year’s certified organic or transitional APH database; and
- (2) for Category C Crops:
  - (a) before the ARD, the crop is insurable as conventional acreage and a RO Determined Yield must be requested for the change in practice and the production from the affected acres will be reported as conventional and added to the following crop year’s conventional APH database; or
  - (b) after the ARD, the crop is insurable as it was reported and the production from the affected acreage will be reported as certified organic or transitional production and added to the following crop year’s certified organic or transitional APH database; however, if the prohibited substance results in a change in practice for the subsequent crop year, a RO Determined Yield must be requested in the subsequent crop year.

Include all production from the following acreage types on the production report but do not include in the following crop year's APH database.

**A. Uninsured Acreage**

For Category B crops when the production from uninsured and insured acreage is not commingled, the uninsured production must be reported on a production report but not included in the following crop year's APH database. The production report for uninsured acreage must be identified as "uninsured acreage" and is not used to calculate the actual yield for the APH crop year. Separate APH databases for such acreage and production are not established.

For Category C crops uninsured acreage and production see [Part 18](#).

**B. Uninsurable Acreage for CCIP and ARPI Policies**

If the production from uninsurable and insurable acreage is not commingled, it must be reported on a production report but not included in the following crop year's APH database, when APH databases are applicable. A production report containing the acreage and production of uninsurable acreage of a second crop that the insured elected not to insure to collect a full indemnity on the first insured crop planted on the same acreage is required, see Para. [1223](#). Although considered uninsurable production, a year when only uninsurable acreage of a second crop is grown will be considered a year of producing the crop for new producer determinations and a year of actual yields for determining the applicable percentage of the variable T-Yield. See Para. [1217](#) for information on uninsurable acreage.

The production report for uninsurable acreage must be identified as "uninsurable acreage" and is not used in the following crop year to calculate the actual yield for the APH crop year, when APH databases are applicable. Separate APH databases for such acreage and production are not established in the following crop year. See Part 18 for information specific to Category C crops.

**Exception:** Previously uninsurable acreage, crops, practices, or types made insurable by RMA may be reported by insureds and have APH databases established in the following crop year that contain such production history if all record requirements are met.

**C. Short-Rated Acreage**

Production from acreage that was short-rated will be reported as uninsurable production on the production report. The production will not be used to calculate the approved yield in the following crop year, if the AIP was notified, prior to the published date in the SP, that the insured intended to destroy acreage of the crop prior to harvest either by grazing or mechanical means.

- (1) If short-rated acreage is harvested, the acreage and production from the short-rated acreage is used in the following crop year's APH database only if the production is commingled with production from acreage of the insured crop that was not short-rated.



**C. Short-Rated Acreage (Continued)**

- (2) If the AIP is not notified, and the crop's acreage is grazed, destroyed, or put to another use, the total planted acres and harvested production (if any) will be used to calculate the approved yield in the following crop year, and the full premium rate will apply (not short-rated). For claim purposes, such acreage is destroyed without consent and uninsured cause of loss procedures apply.

**D. Acreage Appraised for Production Lost due to Uninsurable Causes of Loss**

The appraised production from uninsurable causes of loss (e.g., chemical drift, terrorism, etc.) must be reported on the production report as an uninsurable cause of loss appraisal. In addition, appraised production from the acres damaged by UUF or a third party that meet the requirements in Para. [1309G](#) must be reported separately from other uninsurable causes of loss on the production report, see G below.

**E. Acreage with Appraisal from Only a Portion of the Field**

Appraisals obtained from only a portion of the acreage in a field that remains unharvested after the remainder of the crop within the field has been destroyed or put to another use must be reported on the production report as uninsured production, unless the appraisals were taken from representative samples left in accordance with the CP.

**F. Unharvested Production for ARPI Policies**

For ARPI policies, when acreage is unharvested, the insured must report zero (0) production using the yield descriptor of UG, the number of unharvested acres and whether acreage was:

- (1) unharvested and destroyed; or
- (2) unharvested and put to another use.

**Exception:** Even though appraisals for production are not required, if an appraisal is made on representative samples the insurable production reported is the amount determined by the appraisal. If an appraisal is for only a portion of the acreage in a field that remains unharvested after the remainder of the crop within the field has been destroyed or put to another use, the production must be reported on the production report as uninsured production unless the appraisals were taken from representative samples.

**G. Acreage Damaged by UUF or a Third Party**

For acreage contained in an APH database damaged by UUF or a third party that meets the requirements in Para. 1309G and the insured chooses to not include the damaged acreage in the following crop year's APH database:

- (1) when part of the acreage within an APH database was damaged:

**G. Acreage Damaged by UUF or a Third Party (Continued)**

- (a) the planted/insurable acres damaged by UUF or a third party are reported separately from acreage not damaged by UUF or a third party on the production report (must not be commingled):
  - (i) if the production was completely destroyed on the damaged acreage, report the damaged acreage on the production report with the production reported as zero (0);
  - (ii) if there is some production from the damaged acreage, report the damaged acreage on the production report with the production identified as from acreage damaged by UUF or a third party;

**Note:** If production from the planted/insurable acres damaged by UUF or a third party is commingled with production from the acreage not damaged by UUF or a third party so they cannot be reported separately on the production report, the damaged acreage and production must be included in the following crop year's APH database.

- (b) the damaged acreage and the production from the damaged acres, if any, are not included in the following crop year's APH database; and
- (c) the acreage and production from the remaining acreage not damaged by UUF or a third party is included in the following crop year's APH database, identified with yield descriptor "FA." The "FA" is considered an actual yield.

**Note:** In situations where any yield descriptor other than an "A" would apply, the other yield descriptor would take precedence over the "FA" and must be used. For example, if the "PW" yield descriptor (which is used to identify a weighted average yield assigned when PP payments are limited to 35% of the PP coverage and the unit/P/T contains both PP acreage and planted acreage of the first insured crop) was applicable and "FA" was also applicable to the actual yield, the "PW" yield descriptor must be used to identify the yield instead of the "FA" yield descriptor.

- (2) when all of the acreage within an APH database was damaged:
  - (a) if the production was completely destroyed on the damaged acreage, the total acres are reported on the production report with the production reported as null;
  - (b) if there is some production from the damaged acreage, the damaged acres and the production are reported with the production identified as from acreage damaged by UUF or a third party on the production report;

## 1305 Production Included on Production Report but not in the Following Crop Year's ...(Continued)

---

### G. Acreage Damaged by UUF or a Third Party (Continued)

- (c) the acres and production are reported on the following crop year's APH database, as a zero (0), with a 0 actual yield identified by a FD yield descriptor; and
- (d) the FD yield descriptor functions in the same manner as the Q yield descriptor from short-rate acreage and the 0 actual yield will not be included when calculating the Average, Rate, Adjusted or Approved yield for the following crop year.

## 1306 Continuity

---

There may be no break in the continuity of years for which production reports for all units (for the entire farming operation) are provided. All years' actual yields reported for use on the production report must be continuous.

### A. Zero and Short-Rate Acreage Reports

A valid acreage report indicating the insured crop was not planted (zero acreage or not planted for an insurable purpose, e.g., soybeans for hay) or was planted and short-rated, is considered a year of records for purposes of determining production report continuity. This applies to Category B crops only.

### B. Carryover Insureds

For carryover insureds, if acceptable production reports are not provided, OUs are not allowed on the policy and assigned yields will apply per Para. [1686](#) in the following crop year. (Unless a unit has a claim for indemnity to determine the actual production and yield. In this instance, the production to count from the claim is used to determine production for the applicable unit).

However, assigned yields are used to maintain continuity of records and previously reported yields in the APH database will continue to be used. Loss of OUs does not require combination of OU APH databases; see Para. 1686. Refer to [Part 18](#), [20](#), and [21](#) for Category C and D crops and Pecan Revenue.

### C. UUF or Third-Party Damage

When all of the acreage within an APH database is damaged by UUF or a third party, meets the requirements in Para. [1309G](#), and is reported on the production report, it is considered a year of records for purposes of determining production report continuity.

## 1307 Elements and Required Information of the Production Report

---

- (1) For CCIP policies, production must be reported by crop year for each unit, share arrangements (landlord or tenant), different P/T/TMA/Other Characteristics. Production may be reported as outlined in Para. [1303](#).

- (2) For ARPI policies, production must be reported by crop year for each share arrangement and P/T. Although ARPI does not have units, production may be reported at a BU or OU, if OUs are available for the crop under an APH-based plan of insurance, or a field basis to facilitate subsequent APH database establishment if the insured switches to a CCIP policy in the future.
- (3) Required elements and information for a production report. See Exh. [13](#) for completed examples of the Production Report.
- (a) State, county, and policy number:
- State, county, and policy number to which the report pertains.
- (b) Insured's name, address, phone number, and agent code:
- Name, address, phone number, and code of the agent.
- (c) Crop, practice, type, TMA, other characteristics, and unit number:
- Crop name, P/T/TMA/Other Characteristics and unit number. Enter the abbreviation for the P/T. For ARPI policies, unit number is not required unless the insured chooses to report on a unit basis.
- (d) Legal Description:
- Enter the section, township and range, or other descriptions for land if rectangular survey is not applicable. This may include GPS coordinates or other land identification.
- If additional space is needed, attach a supplemental sheet.
- (e) FSA farm, tract, and field number:
- FSA Farm/Tract/Field number is optional unless:
- (i) Units are based on FSA FN, then the FSA FN is required, when units are applicable; or
- (ii) Production is being reported from acreage emerging from an USDA program, new breaking acreage, or native sod acreage is applicable in the initial or any subsequent crop years. See [Part 17 Sec. 6](#) and Para. [1866](#).
- (iii) Production is being reported at the Farm/Tract/Field level.
- (f) Other persons:
- Enter the names of other persons with an insurable share in the crop acreage (not a SBI or landlord/tenant policy). If none, enter "None."

## (g) Record type:

Indicate the type of acceptable records maintained; if multiple record types apply, report the record type that applies to the majority of acreage and production:

## (i) For CCIP Policies:

- (A) Production Sold/Commercial Storage "A";
- (B) Farm Stored Measured by Insured "B";
- (C) Pick/Daily Sales Records "C";
- (D) Automated Yield Monitoring System "D";
- (E) Farm-Stored Measured by Authorized Representative of the AIP "E";
- (F) Livestock Feeding Records "F";
- (G) Claim for Indemnity "M";
- (H) Appraisal (non-loss) "N";
- (I) Field Harvest Records "G";
- (J) Zero planted acreage report "Z";
- (K) Pre-harvest appraisal allocated production "R";
- (L) Appraisal (uninsured cause of loss not UUF or third party) "S";
- (M) No production due to unable to finish harvest (due to insurable cause), delayed claim or records unavailable from processor/other by PRD "T";
- (N) UUF/Third Party Damage "O";
- (O) Zero production when there is no claim, appraisal, UUF/3rd party or production record "Q";
- (P) If insured does not report production, indicate unreported "L"; and/or
- (Q) Other "H."

See [Part 14](#) for description of types of records.

## (ii) For ARPI policies:

- (A) When acreage is unharvested specify whether unharvested and destroyed "I";
- (B) Unharvested and put to another use "J";

- (C) Unharvested appraised or unharvested with harvest incomplete “K”;
- (D) If insured does not report production, indicate unreported “L”; and/or
- (E) Unharvested with harvest incomplete “P.”

(h) Processor number/name:

If applicable, enter the processor contract number(s) and processor name. N/A for ARPI policies.

(i) Number of trees/vines/bushes:

Total number of trees, vines, or bushes for perennial crops, if applicable. N/A for ARPI policies.

(j) Total production:

Enter total production from the acreage being reported. For ARPI unharvested acres, enter 0, unless there is an appraisal.

(k) Pre-quality total production (for sugar beets the early harvested adjusted total production):

Enter pre-quality unadjusted total production when available.

For sugar beets, enter the early harvested adjusted total production when applicable.

(l) Other:

For Category C crops, enter the year or weighted average year (W) the insurable trees or vines in the unit, were planted/set out, grafted, or dehorned in the orchard, vineyard, grove or bog;

For alfalfa seed, forage production, forage seeding, mint, and sugarcane enter the applicable planting dates;

For green peas, enter the contract price;

For Sugarcane and Sugar Beets, enter the percent of sugar;

For Sugar Beets, the insured must report their daily early harvested acreage, harvest date, percent sugar, and production when the EHA has been elected.

For potatoes insured under the Northern Potato Quality Endorsement, enter the Northern Potato option percentages (for the most recent year in the base period);

For new producers of the crop, enter the crop years they have produced the crop (e.g., 2019 and 2020). See individual crop examples in Exh. 13 for completed samples. If not applicable, leave blank; and

For skip-row corn insurable in certain counties in Colorado, Kansas, and Nebraska through a SP, and for all skip-row cotton, enter the skip-row planting pattern and row width code.

(m) Insurability:

(i) For CCIP policies, indicate whether acreage and production being reported is from acreage that was:

(A) insurable "A";

(B) uninsurable "B"; or

(C) uninsured "C";

(ii) For ARPI policies, indicate whether acreage and production being reported is from:

(A) insurable "A"; or

(B) uninsurable "B";

(n) Area classification:

Enter the map area classification from the AD if applicable. If not applicable, leave blank.

(o) Crop year:

Enter the appropriate year for the annual production and yield being reported.

(p) Multi-crop year reporting reason:

Enter applicable reason an insured is reporting a crop year other than the most recent APH crop year. Insureds may certify production reports for crop years other than the most recent for various reasons, including:

(i) certification of crop years not previously certified;

(ii) correction;

(iii) replacement of temporary yield;

(iv) replacement of assigned yield; or

(v) other.

## 1307 Elements and Required Information of the Production Report (Continued)

---

If not applicable, leave blank. See Para. [1303E](#).

(q) Acres:

Enter planted acres for annual crops or number of acres for perennial crops for each crop year being reported. For annual crops, enter “0.0” if the crop was not planted for any year.

(r) Yield descriptor for production reporting purposes:

Enter the appropriate yield type descriptor for each yield. See Para. [1310](#) and Exh. [13C](#).

For ARPI and CCIP policies: for unharvested acres, enter “UG”; if the insured does not provide a production report, enter “UR”

(s) Yield:

Enter the appropriate yield. See [Part 17](#) and [18](#) for instructions.

(t) Pre-quality actual yield (for sugar beets the early harvested adjusted actual yield):

Enter the appropriate pre-quality actual yield when available.

For sugar beets enter the early harvested adjusted actual yield when applicable.

(u) New producer:

Indicate whether the insured is a New Producer. N/A for ARPI policies.

(v) Added Land/New Crop/P/T/TMA:

Indicate whether production report is for Added Land/New Crop/P/T/TMA. N/A for ARPI policies.

(w) Insured Signature and Date:

Insured must sign and date production report.

- (4) AIPs must obtain the insured’s signature and the date of the signature; explain certification statements to ensure the insured understands what is being certified and the consequences of an inaccurate production report and certification.

## 1308 Verification, Review, and Correction

---

The production report is subject to verification and review, see Para. [1681-1686](#).



The total production is entered into the total production column when actual yields are reported. When available, the adjusted production is entered in the total production column when actual yields are reported. Adjustments to production for ARPI policies will be made on the same basis as CCIP policies.

**A. Adjustments or Conversions**

Some crops require an adjustment or conversion to total production. If a worksheet is used to adjust production, it must be sent to the verifier along with the production report. For adjustments or conversions required to determine production for individual crops, see [Part 19](#) for Category B and Category C Crops.

**B. Claim for Indemnity**

Production determined on a Claim for Indemnity (Production Worksheet, Proof of Loss, etc.) will be used, except for appraisals made for excluded causes of loss (hail and/or fire when the Hail and Fire Exclusion Option is elected). Appraisals made for uninsured causes of loss (e.g., failure to follow recognized good farming practices and acreage destroyed without consent) are not used for the following crop year's APH database.

- (1) Appraisals for potential production remaining in the field (for unharvested acreage) are considered production for the following crop year's APH database.
- (2) Use production from the Claim for Indemnity if production reported by the insured on the production report is not the same as the production on the claim for indemnity.

**Exceptions:**

- (a) apple/pear claims where the production was adjusted for quality and an Optional Coverage for Quality Adjustment (Apples) or the Fresh Pear Quality Adjustment Endorsement was in force;
  - (b) potato claims where the production was adjusted for quality and the Northern Potato Quality Endorsement was in force;
  - (c) allocated production from an unreported unit(s);
  - (d) crop appraisals that were reduced because the crop was in the first stage (e.g., onions). Use appraisals prior to reduction. Also see LAM regarding allocated production from unreported unit(s); and
  - (e) claims where total production shown is from multiple years due to production being commingled between crop years.
- (3) Reduced Production on a Claim.

**B. Claim for Indemnity (Continued)**

- (a) If the production used for a claim determination was reduced according to the policy to account for transportation to market, reconditioning cost, etc., the reduced production amount will be added back to the production for the following crop year's APH database.
- (b) Insureds must document the amount of added back production and provide documentation supporting the amount that is acceptable to the verifier. AIP must maintain a copy of the documentation in insured's file.
- (4) Production from claim determinations will be used for the following crop year's APH database regardless of whether the insured files a production report.

**C. Production Adjustments**

Production reported on the production report will be adjusted for moisture, foreign material, dockage, test weight, quality, grade, etc., on the same basis that it was reported and provided on the acceptable production evidence or adjusted in accordance with approved loss adjustment procedures (see exceptions in B above), when acceptable records provide such information.

**D. Moisture**

Production having less moisture than the percentage stated in the policy will not be increased to account for the difference.

**E. IRR and NI Acreages**

Separate APH databases must be determined for IRR and NI practices when IRR and NI practices are indicated on the **AD**.

**Exception:** When the planting pattern for the NI corners of a field continues into the IRR acreage of a center pivot or acres and production from the center pivot is not separated from the NI corners. For more information regarding reporting production from IRR and NI acreage, see Para. [1109](#).

**F. Acreage Adjustments**

Acreage reported on the production report may require adjustments due to planting requirements and unplanted acreage. For additional information on specific crops see the following:

- (1) acreage planted on a skip-row basis. See [Part 11](#) for determining acreage adjustments for crops planted on a skip-row basis.
- (2) Category C crops. See [Part 18](#) for determining acreage adjustments for Category C crops; see also [Part 19](#).

**F. Acreage Adjustments (Continued)**

- (3) tomatoes, peppers, and sweet corn. See Part 19 for instructions for specific crops.

**G. UUF or Third-Party Damage**

- (1) Beginning with the 2018 crop year, in the event there is a loss of production due to UUF or a third party, the insured may choose to not include an actual yield or acres for the damaged acreage in the APH database and as a result reduced yields due to UUF/Third-Party Damage will not impact the insured's approved yield when the following conditions are met:
- (a) The insured must file a notice of loss with the AIP in accordance with the policy and procedures in the LAM or the loss will be treated the same as any other uninsured cause of loss.
  - (b) The AIP must determine whether the cause of loss is attributable to UUF or third-party damage.
    - (i) The burden is on the insured to prove that the damage was due to UUF or a third party.
    - (ii) Each situation must be assessed on its individual merit and circumstances.
    - (iii) A total production loss on the damaged acreage is not required for such production to be considered under these procedures.
- (2) Third-party damage refers to situations in which the actions of a third party, outside of the direct control of the insured, result in production losses. Employees of an insured are not considered a third-party.

If the insured suffers third-party damages, the insured must be able to document that the production loss was due to the actions of a third party outside the control of the insured.

**Note:** PFAS (per- and poly-fluoroalkyl substances) that enter the crops by liquid, biosolids or air through an action of a third party outside the direct control of the insured, would qualify as third-party damage.

**Example 1:** When a neighbor negligently applies chemicals and the resulting spray drift damages the insured's crop. This would be considered third-party damage because the spray drift was outside of the insured's direct control.

**G. UUF or Third-Party Damage (Continued)**

- Example 2:** An insured's neighbor hired Company A to apply a fertilizer application and it was mistakenly applied to the insured's field, which caused damage to the insured's crop. This would be considered third-party damage because the application of fertilizer was outside of the insured's direct control.
- Example 3:** An insured contracts with the local Cooperative to apply herbicide on their crops, but the Cooperative mistakenly applied the incorrect chemical (at no fault of the insured), which damages the insured's crop. This would be considered third-party damage because the application of the incorrect chemical was outside of the insured's direct control.
- Example 4:** An insured contracts with the local Cooperative to apply herbicide on their crops, but the insured mistakenly advised the Cooperative to apply the incorrect chemical, which damages the insured's crop. This would not be considered third-party damage because the insured mistakenly advised the Cooperative to apply the incorrect chemical.
- Example 5:** An insured's employee applies a pesticide to the incorrect field that damages the crop, this would not be considered third-party damage because the employee is under the direct control of the insured.
- Example 6:** A neighbor tries to get rid of their PFAS-contaminated milk by dumping it on the insured's crops. This would be considered third-party damage because it was outside of the insured's direct control.
- Example 7:** An insured contracts with the city to apply biosolids (sewer sludge) to their field as fertilizer, and the city never tested for PFAS. It was later determined that PFAS was in the sludge and is now in the crops. This would be considered third-party damage because the city not testing for PFAS was outside of the insured's direct control.
- Example 8:** An insured has been applying irrigation water to his crops from a stream next to his field for several years. It was later determined that the stream had been polluted by PFAS chemicals from a manufacturing facility upstream and PFAS was found in the insured's crops. This would be considered third-party damage because the PFAS chemicals found in the stream were outside of the insured's direct control.

**G. UUF or Third-Party Damage (Continued)**

- (3) UUF are fires caused by an uninsured cause of loss due to actions outside the control of the insured and are unavoidable. For example, fires caused by drivers throwing lit cigarettes out of a car window are clearly caused by third parties and are unavoidable; fires caused by an insured who sets a fire to burn brush which spreads and burns their crop was clearly caused by the insured and was avoidable. There are many variables that may impact whether a fire is avoidable and it is not possible to make a blanket determination of whether the cause of the fire is unavoidable. The insured must prove to the AIP that the fire was caused by actions outside the control of the insured and that such fire was unavoidable.
- (4) Damage due to UUF/Third Party remains an uninsured cause of loss even if the acreage and production is not included in the APH database.
  - (a) An insured may choose to report production from acreage damaged by UUF or a third party and have it included in the following crop year's APH database instead of excluding the damaged acreage in the APH database.
  - (b) Filing a notice of loss due to UUF/Third Party damage does not prohibit an insured from reporting production from the damaged acres and including such in the following crop year's APH database. In such situations:
    - (i) do not modify the acreage report to reflect the acreage damaged by UUF or a third party. If the acreage report already identifies the acreage damaged by UUF or a third party, it does not need to be modified; and
    - (ii) the insured must sign the impacted APH database to indicate their choice to opt out of excluding such acreage and production on or before the PRD.
- (5) When the requirements above are met, an insured may choose, on an APH database basis, to not include acreage and production damaged by UUF or a third party.
  - (a) The request must be made no later than the PRD. Filing a notice of loss for the UUF/Third Party damage and modifying the acreage report to identify the acreage damaged by UUF or a third party separately from acreage not damaged by UUF or a third party is considered to be the insured's request to not include acreage and production damaged by UUF or a third party in the following crop year's APH database.
 

**Note:** See (4)(b) above if the insured decides to include such production and acreage in the following crop year's APH database on or before the PRD.
  - (b) The request must be made the initial year the production from the acreage damaged by UUF or a third party is included in the APH database by the PRD and continues to apply in subsequent years.

**G. UUF or Third-Party Damage (Continued)**

- (c) As allowed under APH procedures, the insured can recertify production in a subsequent year to include acreage and production from acreage damaged by UUF or a third party in the following crop year's APH database. However, the request to not include such acreage and production can only be made the initial year such production and acreage is included in the APH database.

**Note:** Cups do not apply when calculating the current year's approved yields when production report(s) are recertified for this reason.

- (d) The production and acreage from all acreage damaged by UUF or third party damage must be excluded from the following crop year's APH database when any such acreage is excluded.

**Example:** 50 acres were damaged by a third party with varying degrees of damage. An insured cannot include the 20 acres with the least damage in the following crop year's APH database while not including the other 30 acres damaged. All 50 acres damaged by UUF or a third party must not be included, or all 50 acres are included.

- (e) The production and acreage from the remaining acreage not damaged by UUF or a third party, if any, is included in the following crop year's APH database and is used to calculate the approved yield. See Para. [1305G](#) for production reporting requirements. See Para. [1236](#) for acreage report modifications to reflect the acreage damaged by UUF or a third party.

**1310 Production Report Yield Descriptors**

---

Yield descriptors are required to identify the types of yields entered in production report and must be indicated on the production report transmitted to RMA. See Exh. [13C](#) for a listing of the Production Report Yield Descriptors. Appendix III also has a listing of Production Report Yield Descriptors.

**Note:** These production report yield descriptors are not the same as the APH database yield descriptors, however, some yield descriptors may overlap.

**1311-1320 (Reserved)**

---

## Section 2: Previous Crop Year Production Reporting for CCIP Policies

### 1321 General Information

---

Generally, the insured must report their current year's crop production on the same basis used to establish their approved yield(s), by the insured's production reporting date contained in the [AD](#), or as otherwise specified in the [SP](#). However, there are certain situations that require a production report be provided at the beginning of the crop year to provide the prior year's production information to be used to establish the approved yield(s) for the current year. This section only applies to those insureds or crops where a production report is not required by the insured's production reporting date for the current crop year and includes the following:

- (1) crops that have a lag year in their production reporting.
- (2) new insureds who grew the crop the year prior to the current crop year, may report actual production for that crop year and include additional crop years, if continuous production reports are provided. Failure to provide a production report will result in variable T-Yields being used to determine the insureds approved yield(s) for the current crop year.
- (3) insureds who transferred to a new AIP for the current crop year may provide the new AIP with a copy of the completed and signed production report submitted to the insureds previous insurance provider for the prior APH crop year. This production report will be used to establish the insureds approved yield(s) for the current crop year.
- (4) if an approved yield cannot be established for any APH database for the current crop year as required by FCIC approved procedures, the insured must provide a new production report containing the prior year's production on the basis of the current crop year's unit structure and by P/T/T-Yield map area, other characteristics, if applicable.
- (5) an insured may recertify actual production for any prior APH crop year if the production report meets the requirements of this section to be used in an APH database(s) for the current crop year when:
  - (a) reporting actual production for an APH crop year not previously certified;
  - (b) replacing a yield determined in accordance with [Para. 1503](#); or
  - (c) making a change or revision as authorized in FCIC approved procedures.

#### A. Producing the Crop

An insured that received a share of the insured crop's production or was a member or SBI of a person that received a share of the insured crop's production is considered to have produced the crop that crop year in the county in which it was produced.

Likewise, if a member or SBI of the insured received a share of the insured crop's production, the insured is considered to have produced the insured crop that crop year in the county in which it was produced.

**A. Producing the Crop (Continued)**

See [Part 14](#) for requirements for acreage and production records, and [Part 15](#) for use of another producer's acreage and production history, landlord/tenant Approved Yields, and use of APH database yields when an insured person changes or land is transferred to another person.

**B. Production Report versus APH Database**

Production reports are separate from APH databases. The production report contains the insured's report of production, whereas the actual yield information reported on the production report is used by the AIP to establish an APH database and calculate an approved yield for CCIP policies.

While an insured's APH database(s) may be used to capture the same information provided on the insured's production report, the purpose and function of a production report is different than that of an insured's APH database. See [Part 15](#) for procedure and instructions regarding APH databases. The AIPs may use the APH database or other forms, such as the Schedule of Insurance, to collect the production report from the insured.

The production report is designed to accommodate both a carryover insured with an established APH database, and a new insured by allowing the reporting of multiple APH crop years' yield history for new insureds and carryover insureds that recertify previous year(s)' history.

---

**1322 Acceptable Production Report**

---

**A. Acceptability**

Production reports must meet all of the following to be acceptable.

- (1) Include all acreage and production (insured and uninsurable/uninsured) by P/T/TMA as identified on the **AD** from the insured's operation for each APH crop year being reported.

This includes prior year units not contained in the insured's operation for the current crop year. See [Part 15 Section 4](#) and [Part 18](#) for additional reporting requirements for P/T/TMA.

**Example:** Insured A had 10 OUs in **2024**. In **2025**, the insured only has 8 OUs. Insured A must report all acreage and production from all 10 OUs the insured had in **2024** when the insured submits a production report for the **2025** crop year; however, the APH databases are not updated for the 2 units no longer in the farming operation.

- (2) Conform at least to the unit structure (EU, BU, and/or OU) that applies for the current crop year in which the insured had an interest in the crop for each APH crop year production reports are certified for those currently insured.



**A. Acceptability (Continued)**

**Exception 1:** This does not prohibit the insured from reporting production at a level lower than the elected unit structure if such production can be summed to the elected unit structure by the AIP see Para. [1323](#). If the insured certifies production on the production report at a level below the unit structure that applies for the current crop year, they must have acceptable records at the level reported or assigned yield provisions will apply.

**Exception 2:** Insureds that complete the Marketing Certification and direct market their crop may use a pre-harvest appraisal to allocate production to the applicable APH database to support the unit structure. See Para. [1417](#) and [1452](#).

- (3) Report all APH crop years continuously when multiple years of production history are certified; there cannot be a break in continuity of production history. See Para. [1326](#) and Para. [1327](#) for additional procedure related to continuity of production reports.
- (4) Be supported by acceptable production evidence. See [Part 14](#) for production evidence requirements. The insured must maintain and provide upon request acceptable production evidence for each crop year by unit, when units are applicable, for each P/T/TMA. In accordance with section 3(g) of the BP, the insured must accurately report all information that is used to determine approved yields and the insured must certify to the accuracy of the information on their production report. The approved yield is determined by the APH database which is established according to the unit arrangement selected by the crop/P/T/TMA and other authorized APH database situations contained in Para. [1505](#).

If the insured does not have acceptable supporting production records to support the information on the production report, the insured will be subject to the procedures in Para. 1322D. For example, if an insured with BUs or EUs reports production on an OU basis, they must have acceptable records for their OUs or assigned yield provisions will apply.

- (a) See additional production history provisions by crop in [Part 19 Section 1](#) for Category B crops, [Part 19 Section 2](#) for Category C crops and [Part 20](#) for other coverage plans.
- (b) See Exh. [13](#) for completed samples for individual crops and for directions outlining adjustments to total production entries. Directions for sample production worksheets for Sugar Beets, Dry Beans, and Northern Potato Quality Endorsement and for Multi-Purpose Production and Yield Worksheets are also provided in [Part 15](#) and Exh. [17](#).

If the insured does not have acceptable supporting production records to support the information on the production report, the insured will be subject to the provisions in D below.

**A. Acceptability (Continued)**

- (5) Be signed by the insured.
- (6) Be submitted by the insured to the AIP by the PRD. If a crop has both fall/winter and spring SCDs with only a fall/winter PRD and Application for insurance is made after the fall/winter SCD or land is added after the PRD (e.g., leased after the PRD) on which the spring type will be planted, the PRD will be the earlier of the ARD or 45 days after the spring SCD. If Application is made after the fall/winter SCD and acreage is planted for that type, insurance is not available for the crop until the subsequent crop year.

**B. Zero Planted Acreage Report**

For annual crops, a zero planted acreage report, submitted the previous year, will be considered an acceptable production report for the current crop year, provided the acreage report was acceptable.

**C. Claims for Indemnity**

Claims for indemnities are considered production reports and must be used; however, some claims may have to be reviewed to ensure that the correct production is used for APH database purposes. See Para. [1330B](#).

**D. Acceptable Production Reports Not Provided**

Assigned yield provisions will apply to carryover policies, per Para. [1686](#) (except for units with claims for indemnities) if an acceptable production report for the prior crop year is not provided by the PRD. See Para. [1326C](#).

**E. Accuracy**

Insureds must certify to the accuracy of the information on the production report. If the insured fails to accurately report the production, the insured will be subject to the provisions in Para. 1686 unless the information is corrected:

- (1) on or before the PRD; or
- (2) the incorrect information was the result of AIP error or the error of someone from USDA.

Any time it is discovered the insured has misreported any material information on the production report, the insured will be subject to the provisions in Para. 1686.

**A. Certification**

Insureds must certify the crop acreage and production by unit and P/T/TMA (within the unit that requires separate APH databases) for the most recent APH crop year. Insureds may report production using either of the following:

- (1) the insured's current unit structure; or
- (2) any level, such as field, provided the AIP can aggregate the production reported to the lowest level unit structure by APH database. Such as:
  - (a) EU structure;
  - (b) BU structure;
  - (c) OU structure; or
  - (d) any level, such as field, tract, etc.

**Example 1:** Insured A elected an EU structure for 2022. The policy allows for the election of OU. Insured A may report their 2021 production at any of the following levels, provided the AIP can aggregate the production in the APH database to the OU level.

- (i) EU structure;
- (ii) BU structure;
- (iii) OU structure; or
- (iv) Any level, such as field, tract, etc.

**Example 2:** Insured B elected a BU structure for 2022. The policy allows for the election of OU. Insured may report their 2021 production at any of the following levels, provided the AIP can aggregate the production in the APH database to at least the OU level.

- (i) BU level;
- (ii) OU level; or
- (iii) Any level, such as, field, tract, etc.

**Example 3:** Insured C elected BU structure for 2022. The policy does not allow for the election of OU. Insured may report their 2021 production at any of the following levels, provided AIP can aggregate the production in the APH database to the BU level.

**A. Certification (Continued)**

- (i) BU level; or
- (ii) Any level, such as, field, tract, etc.

Insureds cannot report production at a level greater than the insured's current unit structure, e.g., the insured cannot report at the BU level when insured as an OU. If the insured reports production at a level below the unit structure that applies for the current crop year, they must have acceptable records at the level reported for the APH databases, see Para. [1684](#) or assigned yield provisions will apply see Para. [1686](#). Production and acreage should be prorated according to Para. [1005](#) or [1034B](#), if the insured has BU or EU unit structure in place, provides an acceptable production report, but it is not on the basis of APH databases established below the BU or EU or production is commingled.

**Example 1:** An insured with EU certifies production on an OU basis and has acceptable records for all OUs. If the insured does not have acceptable records on an OU basis, they should not report production on that basis. Failure to have acceptable records at the level reported will result in assigned yield and related provisions applying; see Para. 1686.

**Example 2:** An insured has OU APH databases established and has EU for the current year. The insured does not keep records on an OU basis or production is commingled for the current crop year. The insured reports total acres and production for the EU and the AIP will prorate production according to Para. 1034B.

**B. Multiple Insureds on the Same Unit**

If more than one person is insured on the same unit, each person is responsible for submitting an acceptable production report(s). Different yield calculation methods may apply based on the production reports provided by each person.

**C. MY**

Refer to [Part 17 Section 5](#) for MY production reporting requirements, when MY applies.

**D. Amended Production Reports**

The insured may amend the production report on or before the PRD.

Any amended production report submitted after the PRD will be used when computing the following year's approved yield. If the policy is insured on a continuous basis, all actual and assigned yields from the prior crop year's APH database within the base period must be used; however, assigned yields may be replaced with actual yields.

Amended production reports are subject to APH reviews and acceptable production evidence must be available, see Para. [1681](#)-1686.

**E. Submission or Certification of Production Reports for Crop Years Other Than the Most Recent APH Crop Year**

- (1) Insureds may certify production reports for crop years other than the most recent for various reasons, including:
  - (a) certification of crop years not previously certified;
  - (b) correction;
  - (c) replacement of temporary yield;
  - (d) replacement of assigned yield, see Para. 1686B;
  - (e) certification of multiple years by new insured;
  - (f) certification using another producer's history for new acreage;
  - (g) recertification for new actuarial offer;
  - (h) recertification for new unit structure; or
  - (i) other.
- (2) Continuity of production reports must be maintained.
- (3) Acceptable production reports must be submitted by the applicable PRD for the current crop year to be used for the current crop year.
- (4) Production reports for all certified crop years are subject to APH reviews and acceptable production evidence must be available, see Para. [1681-1686](#).

**1324 Production Included on Production Report and in the APH Database, When APH Databases are Applicable**

---

Include all production from the following types of acreage on the production report and in the APH databases, when APH databases are applicable.

**A. Insurable Acreage**

This includes insurable acreage of the insured crop that should have been reported for insurance but was not reported as required by the CP. If a claim and the production from the unreported acreage are combined with production from the reported acreage, the total acreage (reported and unreported) and total production must be used to calculate the actual yield for the APH crop year. However, if separate APH databases are required (e.g., separate units, TMAs, etc.) for APH database purposes, then the acreage and production that is applicable to each APH database must be entered in the appropriate APH database.

**Note:** If insurable acres are damaged by uninsurable unavoidable fire (UUF) or a third party, see Para. [1325F](#).

**B. Uninsured Acreage when Commingled with Production from Insured Acreage**

Uninsured acreage is insurable acreage on land classified as high-risk land excluded with a High-Risk Land Exclusion Option or acreage of Category C crops that does not meet age and/or production minimums excluded in accordance with Para. [1803](#). If production records do not clearly indicate separate production from uninsured acreage:

- (1) uninsured acreage is considered commingled with production from the insured acreage; and
- (2) total acreage and total production (insured and uninsured) **are** entered in the APH database used to calculate the actual yield for the APH crop year.

**Exception:** If commingled production is allocated for claims purposes, only the insured acreage and production allocated to the insured acreage is used to calculate the actual yield for the production report and APH database.

**C. Uninsurable Acreage when Commingled with Production from Insurable Acreage**

Uninsurable acreage is acreage of an insured crop that does not meet the policy requirements for insurance or is insurable acreage the insured elected not to insure to collect a full indemnity on the first insured crop planted on the same acreage (see Para. [1223](#)). If production records do not clearly indicate separate production from uninsurable acreage:

- (1) uninsurable acreage is considered commingled with production from the insured acreage; and
- (2) total acreage and total production (insured and uninsurable) **are** reported on the production report and entered in the APH database used to calculate the actual yield for the APH crop year, when APH databases are applicable.

**Exception:** If commingled production is allocated for claims purposes, only the insured acreage and production allocated to the insured acreage is used to calculate the actual yield for the production report and APH database.

**D. PP Acreage on which the PP Payment was Limited**

Production assigned on PP acreage on which the PP payment was limited to 35 percent of the PP coverage, see Para. [1702K](#), must be included on the production report and in the APH database. Such acreage and yields must be identified with “PP” or “PW” yield descriptors.

**E. Unharvested Acreage**

Appraised potential production, determined by a RO, FSA, or AIP representatives, is included on the production report.

- (1) The production report and APH database must include planted insurable acreage for Category B crops. For Category C Crops, see [Part 18](#) for instructions concerning how to report insurable and uninsurable acreage.
- (2) If acreage of the crop was destroyed/put to another use and an appraisal of the potential production was not made (not requested for APH database purposes or no claim), the production report will indicate the planted acres and a yield of zero.

**F. Zero Planted and Short-Rated Acreage**

The acreage report serves as the production report for zero planted and short-rated acreage. Although there is not any production from short-rated acreage it is considered a year of producing the crop.

- (1) For zero planted acreage, zero production, identified by a “Z” yield descriptor, is reported on the production report and included in the APH database.
- (2) For short-rated acreage, zero production, identified by a “Q” yield descriptor, with the actual acres short-rated is reported on the production report and included in the APH database.

**Exception:** If short-rated acreage is harvested, see Para. [1325C](#).

**G. Native Sod Acreage**

Production reports are required for native sod acreage. Production from native sod acreage must be reported:

- (1) separately; and
- (2) by FN/Tract/Field(s).

**H. Acreage affected by Prohibited Substances**

If certified organic or transitional acreage is affected by a prohibited substance (See GSH for information on prohibited substances):

- (1) for Category B Crops:
  - (a) before the ARD, the production from the affected acreage will be added to the conventional APH database; or
  - (b) after the ARD, the crop is insurable as it was reported and the production from the affected acreage will be added to the certified organic or transitional APH database; and

**H. Acreage affected by Prohibited Substances (Continued)**

(2) for Category C Crops:

- (a) before the ARD, a RO Determined Yield must be requested for the change in practice; or
- (b) after the ARD, the crop is insurable as it was reported; however, if the prohibited substance results in a change in practice for the subsequent crop year, a RO Determined Yield must be requested in the subsequent crop year.

**1325 Production Included on Production Report but not in the APH Database**

---

Include all production from the following acreage types on the production report but do not include in the APH database.

**A. Uninsured Acreage**

For Category B crops the production from uninsured and insured acreage is not commingled, the uninsured production must be reported on a production report but not included in the APH database. The production report for uninsured acreage must be identified as “uninsured acreage” and is not used to calculate the actual yield for the APH crop year. Separate APH databases for such acreage and production are not established.

For Category C crops uninsured acreage and production see [Part 18 and Para. 2131D](#).

**B. Uninsurable Acreage**

If the production from uninsurable and insurable acreage is not commingled, it must be reported on a production report but not included in the APH database, when APH databases are applicable. A production report containing the acreage and production of uninsurable acreage of a second crop that the insured elected not to insure to collect a full indemnity on the first insured crop planted on the same acreage is required, see Para. [1223](#). Although considered uninsurable production, a year when only uninsurable acreage of a second crop is grown will be considered a year of producing the crop for new producer determinations and a year of actual yields for determining the applicable percentage of the variable T-Yield. See Para. [1217](#) for information on uninsurable acreage.

The production report for uninsurable acreage must be identified as “uninsurable acreage” and is not used to calculate the actual yield for the APH crop year, when APH databases are applicable. Separate APH databases for such acreage and production are not established. See Part 18 for information specific to Category C crops.

**Exception:** Previously uninsurable acreage, crops, practices, or types made insurable by RMA may be reported by insureds and have APH databases established that contain such production history if all record requirements are met.



**C. Short-Rated Acreage**

Production from acreage that was short-rated will be reported as uninsurable production. The production will not be used to calculate the approved yield, if the AIP was notified, prior to the published date in the SP, that the insured intended to destroy acreage of the crop prior to harvest either by grazing or mechanical means.

- (1) If short-rated acreage is harvested, the acreage and production from the short-rated acreage is used in the APH database only if the production is commingled with production from acreage of the insured crop that was not short-rated.
- (2) If the AIP is not notified, and the crop's acreage is grazed, destroyed, or put to another use, the total planted acres and harvested production (if any) will be used to calculate the approved yield. The full premium rate will apply (not short-rated). For claim purposes, such acreage is destroyed without consent and uninsured cause of loss procedures apply.

**D. Acreage Appraised for Production Lost due to Uninsurable Causes of Loss**

The appraised production from uninsurable causes of loss (e.g., chemical drift, terrorism, etc.) must be reported on the production report as an uninsurable cause of loss appraisal. In addition, appraised production from the acres damaged by UUF or a third party that meet the requirements in Para. [1330G](#) must be reported separately from other uninsurable causes of loss on the production report, see F below.

**E. Acreage with Appraisal from Only a Portion of the Field**

Appraisals obtained from only a portion of the acreage in a field that remains unharvested after the remainder of the crop within the field has been destroyed or put to another use must be reported on the production report as uninsured production, unless the appraisals were taken from representative samples are left in accordance with the CP.

**F. Acreage Damaged by UUF or a Third Party**

For acreage contained in an APH database damaged by UUF or a third party that meets the requirements in Para. 1330G and the insured chooses to not include the damaged acreage in the APH database:

- (1) when part of the acreage within an APH database was damaged:
  - (a) the planted/insurable acres damaged by UUF or a third party are reported separately from acreage not damaged by UUF or a third party on the production report (must not be commingled):
    - (i) if the production was completely destroyed on the damaged acreage, report the damaged acreage on the production report with the production reported as zero (0);

**F. Acreage Damaged by UUF or a Third Party (Continued)**

- (ii) if there is some production from the damaged acreage, report the damaged acreage on the production report with the production identified as from acreage damaged by UUF or a third party;

**Note:** If production from the planted/insurable acres damaged by UUF or a third party is commingled with production from the acreage not damaged by UUF or a third party so they cannot be reported separately on the production report, the damaged acreage and production must be included in the APH database.

- (b) the damaged acreage and the production from the damaged acres, if any, are not included in the APH database; and
- (c) the acreage and production from the remaining acreage not damaged by UUF or a third party is included in the APH database, identified with yield descriptor FA. The FA is considered an actual yield.

**Note:** In situations where any yield descriptor other than an “A” would apply, the other yield descriptor would take precedence over the “FA” and must be used. For example, if the “PW” yield descriptor (which is used to identify a weighted average yield assigned when PP payments are limited to 35% of the PP coverage and the unit/P/T contains both PP acreage and planted acreage of the first insured crop) was applicable and “FA” was also applicable to the actual yield, the “PW” yield descriptor must be used to identify the yield instead of the “FA” yield descriptor.

- (2) when all of the acreage within an APH database was damaged:
  - (a) if the production was completely destroyed on the damaged acreage, the total acres are reported on the production report with the production reported as null;
  - (b) if there is some production from the damaged acreage, the damaged acres and the production are reported with the production identified as from acreage damaged by UUF or a third party on the production report;
  - (c) the acres and production are reported on the APH database, as a zero (0), with a 0 actual yield identified by a FD yield descriptor; and
  - (d) the FD yield descriptor functions in the same manner as the Q yield descriptor from short-rate acreage and the 0 actual yield will not be included when calculating the Average, Rate, Adjusted or Approved yield.

There may be no break in the continuity of years for which production reports for all units (for the entire farming operation) are provided. All years' actual yields reported for use on the production report must be continuous.

**A. Zero and Short-Rate Acreage Reports**

A valid acreage report indicating the insured crop was not planted (zero acreage or not planted for an insurable purpose, e.g., soybeans for hay) or was planted and short-rated, is considered a year of records for purposes of determining production report continuity. This applies to Category B crops only, unless the exception in Para. [1327B](#) is met.

**B. New Insureds**

For new insureds, there may be no break in the continuity of years for which production is certified for all units for a production report to be acceptable. See exception in Para. [1327](#). If an insured omits a crop year that it received a share of the crop's production, continuity is broken that crop year and acreage and production provided on the production report prior to that crop year is not used. Variable T-Yields will be used to complete the APH database, if necessary.

**C. Carryover Insureds**

For carryover insureds, if acceptable production reports are not provided, OUs are not allowed on the policy and assigned yields will apply per Para. [1686](#). (Unless a unit has a claim for indemnity to determine the actual production and yield. In this instance, the production to count from the claim is used to determine production for the applicable unit).

However, assigned yields are used to maintain continuity of records and previously reported yields in the APH database will continue to be used. Loss of OUs does not require combination of OU APH databases; see Para. 1686. Refer to [Part 18](#), [20](#), and [21](#) for Category C and D crops and Pecan Revenue.

**D. UUF or Third-Party Damage**

When all of the acreage within an APH database is damaged by UUF or a third party, meets the requirements in Para. [1330G](#), and is reported on the production report, it is considered a year of records for purposes of determining production report continuity.

---

**1327 Break in Continuity**

Continuity of acceptable production reports is not considered to be interrupted for any crop year the crop was not planted, was prevented from being planted, was not insurable in accordance with the CP, or was not produced in compliance with any other applicable USDA program. This would include the insured having no interest in the crop (did not farm, cash-leased to another party, sold the land and then gets it back, etc.), insured crop under another CP, or change in cultural management practice. When a break in continuity of acceptable production reports occurs for these reasons and the insured requests to use acreage and production history prior to the break in continuity, prior production reports and records may be used as follows.

**A. Category B Crops**

For new insureds, if the verifier approves use of the production reports prior to the break in continuity, enter a “Z” in the crop year that broke continuity and calculate the approved yield according to the current procedure.

**B. Category C Crops**

For either new or carryover insureds, if such records are not available or were not provided for such crop years:

- (1) for avocados, lowbush blueberries in Maine, cranberries in Oregon, Washington, and Wisconsin, coffee, table grapes, and grapes with Flame Seedless, Princess, Ruby Seedless, and Thompson Seedless types, a yield descriptor of “U” is entered in the APH databases for the applicable year that the crop was insured either:
  - (a) under a different crop policy (e.g., grapes); or
  - (b) for a change in cultural management practices, such as buckhorning or stumping for avocados, mowing for blueberries, and light mowing for cranberries if allowed in SP.

Although acres are reported, the crop years with a “U” yield descriptor are not considered APH crop years but are considered a year for determining the base period. See also Para. [1861](#) Added Land/New Producer Procedures.

- (2) for all other crops/types:
  - (a) a RO Determined Yield may be requested. New insureds must include records for the crop years prior to the break in continuity. Both new and carryover insureds must certify to the circumstances causing the break in continuity.

The RO will review the production history (including claims history), determine if the prior years’ production history may be used and the applicable yield (“F” yield descriptor) that is substituted for the missing year(s).

- (b) if a RO Determined Yield is not requested, “Z”s are not entered for such crop years to maintain continuity of production reports.

---

**1328 Elements and Required Information of the Production Report**

---

- (1) Production must be reported by crop year for each unit, share arrangements (landlord or tenant), different P/T/TMA/Other Characteristics. Production may be reported at a field/CLU basis.
- (2) Required elements and information for a production report. See Exh. [13](#) for completed examples of the Production Report.

- (a) State, county, and policy number:

State, county, and policy number to which the report pertains.

- (b) Insured's name, address, phone number, and agent code:

Name, address, phone number, and code of the agent.

- (c) Crop, practice, type, TMA, other characteristics, and unit number:

Crop name, P/T/TMA/Other Characteristics and unit number. Enter the abbreviation for the P/T.

- (d) Legal Description:

Enter the section, township and range, or other descriptions for land if rectangular survey is not applicable. This may include GPS coordinates or other land identification.

If additional space is needed, attach a supplemental sheet.

- (e) FSA farm, tract, and field number:

FSA Farm/Tract/Field number is optional unless:

- (i) Units are based on FSA FN, then the FSA FN is required, when units are applicable; or
- (ii) Production is being reported from acreage emerging from an USDA program, new breaking acreage, or native sod acreage is applicable in the initial or any subsequent crop years. See [Part 17 Sec. 6](#) and Para. [1866](#).
- (iii) Production is being reported at the Farm/Tract/Field level.

- (f) Other persons:

Enter the names of other persons with an insurable share in the crop acreage (not a SBI or landlord/tenant policy). If none, enter "None."

- (g) Record type:

Indicate the type of acceptable records maintained for the last year in the base period:

- (i) Production Sold/Commercial Storage "A";
- (ii) Farm Stored Measured by Insured "B";
- (iii) Pick/Daily Sales Records "C";
- (iv) Automated Yield Monitoring System "D";
- (v) Farm-Stored Measured by Authorized Representative of the AIP "E";

- (vi) Livestock Feeding Records “F”;
- (vii) Claim for Indemnity “M”;
- (viii) Appraisal (non-loss) “N”;
- (ix) Field Harvest Records “G”;
- (x) Zero planted acreage report “Z”;
- (xi) UUF/Third-Party Damage “O”;
- (xii) Pre-harvest appraisal allocated production “R”;
- (xiii) Zero production when there is no claim, appraisal, UUF/3rd party or production record “Q”; and/or
- (xiv) Other “H.”

See [Part 14](#) for description of types of records.

- (h) Processor number/name:

If applicable, enter the processor contract number(s) and processor name.

- (i) Number of trees/vines/bushes:

Total number of trees, vines, or bushes for perennial crops, if applicable.

- (j) Total production:

Enter total production from the acreage being reported.

- (k) Pre-quality total production (for sugar beets the early harvested adjusted total production):

Enter pre-quality unadjusted total production for production reporting purposes in accordance with [Part 16 Section 3](#) when QL is elected.

For sugar beets, enter the early harvested adjusted total production when applicable.

- (l) Other:

For Category C crops, enter the year or weighted average year (W) the insurable trees or vines in the unit, were planted/set out, grafted, or dehorned in the orchard, vineyard, grove or bog;

For alfalfa seed, forage production, forage seeding, mint, and sugarcane enter the applicable planting dates;

For green peas, enter the contract price;

For Sugarcane and Sugar Beets, enter the percent of sugar;

For potatoes insured under the Northern Potato Quality Endorsement, enter the Northern Potato option percentages (for the most recent year in the base period);

For new producers of the crop, enter the crop years they have produced the crop (e.g., 2019 and 2020). See individual crop examples in Exh. [13](#) for completed samples. If not applicable, leave blank; and

For skip-row corn insurable in certain counties in Colorado, Kansas, and Nebraska through a SP, and for all skip-row cotton, enter the skip-row planting pattern and row width code.

(m) Insurability:

Indicate whether acreage and production being reported is from acreage that was insurable, uninsurable, uninsured, damaged due to UUF/Third Party, had an uninsurable cause of loss appraisal or had a PP payment that was reduced due to a second crop being planted.

(n) Area classification:

Enter the map area classification from the [AD](#) if applicable. If not applicable, leave blank.

(o) Crop year:

Enter the appropriate year for the annual production and yield being reported.

(p) Multi-crop year reporting reason:

Enter applicable reason an insured is reporting a crop year other than the most recent APH crop year. Insureds may certify production reports for crop years other than the most recent for various reasons, including:

- (i) certification of crop years not previously certified;
- (ii) correction;
- (iii) replacement of temporary yield;
- (iv) replacement of assigned yield;
- (v) certification by new insured;
- (vi) certification using another producer's history for new acreage;
- (vii) recertification for new actuarial offer;
- (viii) recertification for new unit structure; or

## 1328 Elements and Required Information of the Production Report (Continued)

---

(ix) other.

If not applicable, leave blank. See Para. [1323E](#).

(q) Acres:

Enter planted acres for annual crops or number of acres for perennial crops for each crop year being reported. For annual crops, enter "0.0" if the crop was not planted for any year.

(r) Yield descriptor:

Enter the appropriate yield type descriptor for each yield. See Exh. [15](#).

(s) Yield:

Enter the appropriate yield. See [Part 17](#) and [18](#) for instructions.

(t) Pre-quality actual yield (for sugar beets the early harvested adjusted actual yield):

Enter the appropriate pre-quality actual yield if QL has been elected and applied to an applicable crop year in accordance with [Part 16 Section 3](#).

For sugar beets enter the early harvested adjusted actual yield when applicable.

(u) New producer:

Indicate whether the insured is a New Producer.

(v) Added Land/New Crop/P/T/TMA:

Indicate whether production report is for Added Land/New Crop/P/T/TMA.

(w) Insured Signature and Date:

Insured must sign and date production report.

(3) AIPs must obtain the insured's signature and the date of the signature; explain certification statements to ensure the insured understands what is being certified and the consequences of an inaccurate production report and certification.

## 1329 Verification, Review, and Correction

---

The production report is subject to verification and review, see Para. [1681-1686](#).

## 1330 Production

---

The total production is entered into the total production column when actual yields are reported. When available, the adjusted production is entered in the total production column when actual yields are reported.



**A. Adjustments or Conversions**

Some crops require an adjustment or conversion to total production. If a worksheet is used to adjust production, it must be sent to the verifier along with the production report. For adjustments or conversions required to determine production for individual crops. See [Part 19](#) for Category B and Category C Crops.

**B. Claim for Indemnity**

Production determined on a Claim for Indemnity (Production Worksheet, Proof of Loss, etc.) will be used, except for appraisals made for excluded causes of loss (hail and/or fire when the Hail and Fire Exclusion Option is elected). Appraisals made for uninsured causes of loss (e.g., failure to follow recognized good farming practices and acreage destroyed without consent) are not used for APH database purposes.

- (1) Appraisals for potential production remaining in the field (for unharvested acreage) are considered production for APH database purposes.
- (2) Use production from the Claim for Indemnity if production reported by the insured on the production report is not the same as the production on the claim for indemnity.

**Exceptions:**

- (a) apple/pear claims where the production was adjusted for quality and an Optional Coverage for Quality Adjustment (Apples) or the Fresh Pear Quality Adjustment Endorsement was in force;
  - (b) potato claims where the production was adjusted for quality and the Northern Potato Quality Endorsement was in force;
  - (c) allocated production from an unreported unit(s);
  - (d) crop appraisals that were reduced because the crop was in the first stage (e.g., onions). Use appraisals prior to reduction. Also see LAM regarding allocated production from unreported unit(s); and
  - (e) claims where total production shown is from multiple years due to production being commingled between crop years.
- (3) Reduced Production on a Claim.
    - (a) If the production used for a claim determination was reduced according to the policy to account for transportation to market, reconditioning cost, etc., the reduced production amount will be added back to the production for APH database purposes.
    - (b) Insureds must document the amount of added back production and provide documentation supporting the amount that is acceptable to the verifier. AIP must maintain a copy of the documentation in insured's file.

**B. Claim for Indemnity (Continued)**

- (4) Production from claim determinations will be used for APH database purposes regardless of whether the insured files a production report for the year.

**C. Production Adjustments**

Production reported on the production report will be adjusted for moisture, foreign material, dockage, test weight, quality, grade, etc., on the same basis that it was reported and provided on the acceptable production evidence or adjusted in accordance with approved loss adjustment procedures (see exceptions in B above), when acceptable records provide such information.

**D. Moisture**

Production having less moisture than the percentage stated in the policy will not be increased to account for the difference.

**E. IRR and NI Acreages**

Separate APH databases must be determined for IRR and NI practices when IRR and NI practices are indicated on the [AD](#).

**Exception:** When the planting pattern for the NI corners of a field continues into the IRR acreage of a center pivot or acres and production from the center pivot is not separated from the NI corners. For more information regarding reporting production from IRR and NI acreage, see Para. [1109](#).

**F. Acreage Adjustments**

Acreage reported on the production report may require adjustments due to planting requirements and unplanted acreage. For additional information on specific crops see the following:

- (1) acreage planted on a skip-row basis. See [Part 11](#) for determining acreage adjustments for crops planted on a skip-row basis.
- (2) Category C crops. See [Part 18](#) for determining acreage adjustments for Category C crops; see also [Part 19](#).
- (3) tomatoes, peppers, and sweet corn. See Part 19 for instructions for specific crops.

**G. UUF or Third-Party Damage**

- (1) Beginning with the 2018 crop year, in the event there is a loss of production due to UUF or a third party, the insured may choose to not include an actual yield or acres for the damaged acreage in the APH database and as a result reduced yields due to UUF/Third-Party Damage will not impact the insured's approved yield when the following conditions are met:

**G. UUF or Third-Party Damage (Continued)**

- (a) The insured must file a notice of loss with the AIP in accordance with the policy and procedures in the LAM or the loss will be treated the same as any other uninsured cause of loss.
- (b) The AIP must determine whether the cause of loss is attributable to UUF or third-party damage.
  - (i) The burden is on the insured to prove that the damage was due to UUF or a third party.
  - (ii) Each situation must be assessed on its individual merit and circumstances.
  - (iii) A total production loss on the damaged acreage is not required for such production to be considered under these procedures.
- (2) Third-party damage refers to situations in which the actions of a third party, outside of the direct control of the insured, result in production losses. Employees of an insured are not considered a third-party.

If the insured suffers third-party damages, the insured must be able to document that the production loss was due to the actions of a third party outside the control of the insured.

**Example 1:** When a neighbor negligently applies chemicals and the resulting spray drift damages the insured's crop. This would be considered third-party damage because the spray drift was outside of the insured's direct control.

**Example 2:** An insured's neighbor hired Company A to apply a fertilizer applicator and it was mistakenly applied to the insured's field, which caused damage to the insured's crop. This would be considered third-party damage because the application of fertilizer was outside of the insured's direct control.

**Example 3:** An insured contracts with the local Cooperative to apply herbicide on their crops, but the Cooperative mistakenly applied the incorrect chemical (at no fault of the insured), which damages the insured's crop. This would be considered third-party damage because the application of the incorrect chemical was outside of the insured's direct control.

**Example 4:** An insured contracts with the local Cooperative to apply herbicide on their crops, but the insured mistakenly advised the Cooperative to apply the incorrect chemical, which damages the insured's crop. This would not be considered third-party damage because the insured mistakenly advised the Cooperative to apply the incorrect chemical.

### G. UUF or Third-Party Damage (Continued)

**Example 5:** An insured's employee applies a pesticide to the incorrect field that damages the crop, this would not be considered third-party damage because the employee is under the direct control of the insured.

**Example 6:** A neighbor tries to get rid of their PFAS-contaminated milk by dumping it on the insured's crops. This would be considered third-party damage because it was outside of the insured's direct control.

**Example 7:** An insured contracts with the city to apply biosolids (sewer sludge) to their field as fertilizer, and the city never tested for PFAS. It was later determined that PFAS was in the sludge and is now in the crops. This would be considered third-party damage because the city not testing for PFAS was outside of the insured's direct control.

**Example 8:** An insured has been applying irrigation water to his crops from a stream next to his field for several years. It was later determined that the stream had been polluted by PFAS chemicals from a manufacturing facility upstream and PFAS was found in the insured's crops. This would be considered third-party damage because the PFAS chemicals found in the stream were outside of the insured's direct control.

- (3) UUF are fires caused by an uninsured cause of loss due to actions outside the control of the insured and are unavoidable. For example, fires caused by drivers throwing lit cigarettes out of a car window are clearly caused by third parties and are unavoidable; fires caused by an insured who sets a fire to burn brush which spreads and burns their crop was clearly caused by the insured and was avoidable. There are many variables that may impact whether a fire is avoidable and it is not possible to make a blanket determination of whether the cause of the fire is unavoidable. The insured must prove to the AIP that the fire was caused by actions outside the control of the insured and that such fire was unavoidable.
- (4) Damage due to UUF/Third Party remains an uninsured cause of loss even if the acreage and production is not included in the APH database.
  - (a) An insured may choose to report production from acreage damaged by UUF or a third party and have it included in the APH database instead of excluding the damaged acreage in the APH database.
  - (b) Filing a notice of loss due to UUF/Third-Party damage does not prohibit an insured from reporting production from the damaged acres and including such in the APH database. In such situations:
    - (i) do not modify the acreage report to reflect the acreage damaged by UUF or a third party. If the acreage report already identifies the acreage damaged by UUF or a third party, it does not need to be modified; and

**G. UUF or Third-Party Damage (Continued)**

- (ii) the insured must sign the impacted APH database to indicate their choice to opt out of excluding such acreage and production on or before the PRD.
- (5) When the requirements above are met, an insured may choose, on an APH database basis, to not include acreage and production damaged by UUF or a third party.

- (a) The request must be made no later than the PRD. Filing a notice of loss for the UUF/Third-Party damage and modifying the acreage report to identify the acreage damaged by UUF or a third party separately from acreage not damaged by UUF or a third party is considered to be the insured's request to not include acreage and production damaged by UUF or a third party in the APH database.

**Note:** See (4)(b) above if the insured decides to include such production and acreage in the APH database on or before the PRD.

- (b) The request must be made the initial year the production from the acreage damaged by UUF or a third party is reported on the production report by the PRD and continues to apply in subsequent years.
  - (c) As allowed under APH procedures, the insured can recertify production in a subsequent year to include acreage and production from acreage damaged by UUF or a third party in the APH database. However, the request to not include such acreage and production can only be made the initial year such production and acreage is reported on the production report.

**Note:** Cups do not apply when calculating the current year's approved yields when production report(s) are recertified for this reason.

- (d) The production and acreage from all acreage damaged by UUF or third-party damage must be excluded from the APH database when any such acreage is excluded.

**Example:** 50 acres were damaged by a third party with varying degrees of damage. An insured cannot include the 20 acres with the least damage in the APH database while not including the other 30 acres damaged. All 50 acres damaged by UUF or a third party must not be included, or all 50 acres are included.

- (e) The production and acreage from the remaining acreage not damaged by UUF or a third party, if any, is included in the APH database and is used to calculate the approved yield. See Para. [1325F](#) for production reporting requirements. See Para. [1236](#) for acreage report modifications to reflect the acreage damaged by UUF or a third party.

## PART 14: PRODUCTION EVIDENCE

### Section 1: General Information

#### 1401 Acceptable Production Evidence

---

Procedures in this section regarding acceptable production evidence to substantiate total production and acceptable production evidence to separate and document the production from different units are applicable for APH purposes. Production record requirements for indemnity purposes may be different. AIPs shall follow applicable loss adjustment standards to determine production record requirements for indemnity purposes.

#### 1402 Certifying Production

---

##### A. Acceptable Supporting Production Evidence Required

Insureds must have acceptable production evidence to support the information on their production report. See [Part 13](#) for production reporting requirements. Insureds are not required to submit production evidence unless requested by the AIP or RMA; however, they may choose to substantiate total production, acres and unit structure at the time of certification. If the AIP/agent elects to maintain these records on behalf of the insured, these records must be transferred to an assuming AIP.

##### B. Types of Records

The records described in Section [2](#) and [3](#) are to be used by insureds as acceptable records to substantiate an insured's total certified production and for separating and documenting production from different units, provided the record clearly identifies the production by unit.

However, additional documentation is required to be submitted for certain crops in order for production records to be acceptable. See [Parts 18, 19, 20, and 21](#) for additional information/record requirements for Category B crops, Category C crops, Dollar Plan, and Pecan Revenue.

##### C. Ensuring Records do not Duplicate Production

AIPs must carefully review each record of production to ensure multiple records have not been submitted for the same production.

**Example:** Insured A provides an elevator receipt for 10,000 bushels of corn dated November 15, and an FSA measurement service for 30,000 bushels of corn dated September 1. AIP must determine whether the 10,000 bushels of corn sold on November 15 was part of the 30,000 bushels measured by FSA.

##### D. APH Review Record Requirements

The insured must provide acceptable production records that support the certified production report at the time of a review, whenever an APH review is required, see Para. [1681-1686](#).

## 1402 Certifying Production (Continued)

---

### E. Questionable or Unreasonable

If any records appear questionable or if the amount of production on any of the acceptable record(s) appears unreasonable, the AIP/RMA may require the insured to provide supporting documentation to verify the certified production and/or its actual disposition.

- (1) Verify the physical existence of the production.
- (2) Require additional acceptable verifiable records (e.g., settlement sheets, etc.).

## 1403 Unit of Measure and Production Adjustments

---

The production provided on the record must contain both of the following to be an acceptable record of production:

### A. Unit of Measure

- (1) The crop production must be provided in the unit of measure required by the policy, or in a unit of measure that can be converted to such basis.
- (2) If converted, the method of conversion must be explained and maintained with the production records.

### B. Adjustments to Production

When the acceptable record provides moisture, foreign material, dockage, test weight, quality, grade, etc., the reported production from non-loss units will be adjusted by the basis of the acceptable production evidence or adjusted in accordance with approved loss adjustment procedures. For loss situations see LAM for adjustments to production evidence on claims for indemnities. However, if such information is not included on the acceptable production evidence, production will not be adjusted. For example, livestock feeding records may not have factors to adjust production for moisture, foreign material, etc.; therefore, these records will not be adjusted for such factors.

This does not negate the varying record and/or crop requirements for production evidence. See sections [2](#), [3](#), and [4](#) of this Part and [Part 19](#) for production evidence requirements by crop.

## 1404 Record Retention Period

---

Insureds must retain and, upon request, provide acceptable production evidence to substantiate total production and acceptable evidence to support what was certified on the production report. See [Para. 1322](#).

Insureds must retain the acceptable records until the calendar date for the end of the insurance period of the third crop year after the crop year for which the production report was certified.

**Example 1:** Insured A submits a production report certifying production for the 2018 through 2021 crop years used for the 2022 APH database. All evidence substantiating the 2018 through 2021 crop year production must be retained until the calendar date for the end of the insurance period of the 2025 crop year.

**Example 2:** Insured B submits a production report certifying production for the 2021 crop year used for the 2022 APH database. All evidence substantiating the 2021 crop year production must be retained until the calendar date for the end of the insurance period of the 2025 crop year.

**Exception:** There may be rare situations when an insured no longer has production evidence due to a catastrophic event and cannot obtain records from a disinterested third party (e.g., insured's home is destroyed by wildfire and the elevator where production was delivered was also destroyed by wildfire).

In these rare situations, the AIP can accept the insured's certification as acceptable production evidence when:

- (1) the insured certifies, in writing, to the catastrophic event, includes supporting satisfactory evidence of the circumstances leading to the insured no longer having production evidence and identifies why the insured cannot obtain records from a disinterested third-party. For an insured, without disinterested third party records, the insured must document why records are not available from a third party; and
- (2) the AIP must agree, in writing, that certified yields are reasonable, the evidence provided by the insured is satisfactory, and supports a catastrophic event in which the production evidence was reasonably destroyed.

This procedure is applicable to APH reviews finalized after this directive's publication date and to 2018 Wildfires and Hurricanes where catastrophic events occurred.

AIPs or USDA may extend the record retention period beyond the three-year period by notifying the insured of such extension in writing before the record retention period ends.

AIP or USDA may request/obtain production records from third parties after the record retention period expires if fraud or misrepresentation is suspected.

Anytime within the record retention period, AIPs and/or authorized USDA employees may request and review all production records. When requested by AIP or any authorized USDA employee, records of production evidence must be provided by the insured for all the applicable crop years.



## Section 2: Acceptable Verifiable Records

### 1411 Crops Requiring Verifiable Records

---

Verifiable production evidence is considered an acceptable record if it meets the requirements of Para. 1412-[1417](#) as applicable for the crop. Verifiable production evidence is required for following crops:

Almonds	Peaches
Apples	Peanuts
Avocados (CA and FL)	Pistachios
Blueberries	Plums
Citrus (Arizona-California and Texas Citrus Fruit)	Potatoes
Cranberries	Processing Beans
Dry Beans (Contract Seed Beans)	Processing Sweet Corn
Dry Peas (Contract Seed Peas)	Prunes
Figs	Stonefruit (Apricots, Nectarines, and Peaches)
Forage Production (sold production)	Sugarcane
Grapes	Sugar Beets
Green Peas	Table Grapes
Hawaii Tropical Fruit	Tobacco
Macadamia Nuts	Tomatoes (Processing and Fresh Market Production Guarantee Plan)
Onions	Walnuts
Pears	

### 1412 Records of Production Commercially Sold to or Stored by a Disinterested Third Party

---

#### A. Records

The following records, or similar records, from a disinterested third party of commercially sold or stored production are acceptable when all the information in Subpara. B is provided.

**Exception:** Refer to Para. [1441](#) for insureds who complete a Marketing Certification when disinterested third-party records do not exist because the records are controlled by the insured.

Gin Records	Warehouse Receipts
Ledger Sheets	Elevator Receipts
Load Summaries	Settlement Sheets
Marketing Outlet Records	Storage Facility Records
Processor Records	Packer Records
Buyer Records	Broker Records
Distiller Records	Boiler House Records
First Handler Records	

## **1412 Records of Production Commercially Sold to or Stored by a Disinterested Third Party (Continued)**

---

### **B. Required Information**

The following information must be included on the record for the record to be acceptable (if items (6) through (9) below are not provided on the record, the insured must provide this information separately):

- (1) crop;
- (2) quantity of production that can be converted to the proper unit of measure, if necessary;
- (3) name of insured;
- (4) date of transaction;
- (5) name of warehouse, elevator, marketing outlet, storage facility, processor, packer, buyer, broker, distiller, boiler house or first handler, as applicable;
- (6) the unit number, block number, or location of the production;
- (7) practice and type of crop;
- (8) crop year commodity was produced; and
- (9) planting period from which production was produced, if **AD** designate separate planting periods for the crop.

## **1413 Claim for Indemnity**

---

If the production used for a claim determination was reduced see Paras. [1309B](#) and [1330B](#) for instructions to add back the reduced production amount when allowed.

## **1414 FSA or CCC Verified Documents**

---

To be acceptable, the FSA or CCC document must provide evidence of production that was determined and verified by an authorized representative of FSA or CCC. The FSA and CCC documents that provide an insured's certification of production or an estimate of production are not acceptable records for substantiating production. Many FSA and CCC loan documents include the amount of production; however, in most cases, neither FSA nor CCC determines or verifies the existence of the amount of production listed on such documents.

The following is applicable for an unharvested acreage appraisal performed by a(n) authorized AIP or FSA personnel to be acceptable.

**A. Subject to review**

Appraisals used as acceptable verifiable records for substantiating production are subject to AIP review to verify the accuracy of the appraisal, the same as other acceptable records are subject to review.

**B. Appraisal worksheets**

Properly completed appraisal worksheets are considered acceptable verifiable production records for acreage that is appraised.

**C. Production by P/T**

Appraised production must correspond to the insurable P/T for the county indicated on the acreage report.

**D. Use of production worksheet**

If the insured has not or will not file a claim for indemnity, AIP may complete a production worksheet, to use as production evidence.

**E. Representative sample areas**

See LAM for applicable appraisal requirements.

**F. Exceptions**

- (1) Appraisals of production of unharvested acreage when, based on the consent of the AIP, the insured leaves representative sample areas of the crop, in accordance with the CP and LAM, provides sufficient care of the crop in the sample areas, and harvests the sample areas. Actual harvested records from the sample areas must be used in such situations.
- (2) Appraisals of production lost due to an uninsured cause of loss.
- (3) Appraisals of production of a crop that was destroyed or put to another use without the consent of the AIP.
- (4) Pre-harvest appraisals alone are not acceptable records unless a claim for indemnity is involved for the following crops that allow pick records:

**1415 Authorized AIP or FSA Personnel Appraisals of Unharvested Acreage (Continued)**

---

**F. Exceptions (Continued)**

All Category C Crops	Dry Beans (Contract Seed Beans)
Onions	Forage Production (sold production)
Peanuts	Potatoes (Northern, Central, and Southern)
Green Peas	Tomatoes (Processing and Fresh Market Guaranteed Production Plan)
Pecan Revenue	Processing Sweet Corn
Processing Beans	Sugar Beets
Sugarcane	Tobacco

**1416 Authorized AIP or FSA Personnel Measurement of Farm Stored Production**

---

To be acceptable, the production determined from measurements of farm stored production authorized AIP or FSA personnel must perform the measurement and the measurement must be based on the applicable pack factors for the following crops. (See the appropriate Crop LASH for pack factors and the LAM for calculating production using pack factors.)

- (1) Barley
- (2) Corn
- (3) Grain Sorghum
- (4) Oats
- (5) Popcorn
- (6) Rice
- (7) Soybeans
- (8) Wheat

**1417 Other Acceptable Records Including Pre-Harvest Appraisals**

---

Other acceptable records may be used by insureds who complete the Marketing Certification, or by other insureds in conjunction with third-party verifiable records. Refer to [Part 19](#) for specific crop requirements.

**A. Pre-Harvest Appraisals Used for Non-loss Situations**

Pre-harvest appraisals are used in conjunction with the insured's acceptable production records for APH purposes as provided in Section 4 and 5. The pre-harvest appraisal alone cannot be used to substantiate fresh sales. Pre-harvest appraisals are conducted by an AIP in accordance with LAM/LASH (using the appraisal procedures) for acreage that has not been harvested on the unit, or policy, as applicable, to determine potential production. Pre-harvest appraisals for production reporting purposes may not be applicable for claims. Pre-harvest appraisals for production reporting purposes may be conducted when:

- (1) required by the policy;
- (2) AIP elects to conduct an appraisal; or
- (3) insured requests through Marketing Certification (see Para. [1442](#) and [1451](#)).
  - (a) As authorized in Para. [1441](#), an insured can request a pre-harvest appraisal when the AIP determines intermediary records do not contain all information required by the applicable CP for production reporting by APH database, i.e., the final disposition records do not provide traceability to an APH database. The AIP may request the insured to provide their intermediary production records.
  - (b) An insured who direct markets their crop, may elect to use the pre-harvest appraisal in conjunction with their acceptable production records, to allocate production records to the applicable APH database in accordance with Para. [1452](#). This is an actual yield, not a prorated yield.

**Example:** An apple insured has a u-pick stand and allows customers to pick apples from all units. The insured has records to support total production; however, sales records are not maintained by APH database. The insured may request a pre-harvest appraisal to support and allocate the total production from the available records down to the APH database level.

**B. Pick Records**

Pick records, that are piece rate based, alone are considered acceptable production records unless the policy requires a pre-harvest appraisal and/or records of sold production.

Pick records must be legible and include all of the following to be acceptable.

- (1) The name of the person(s) paid by the grower for the harvest of the crop. The person can be an individual or business entity who is designated as the "picker" of the crop.
- (2) The date the crop was picked, the location of the crop, the price paid per volume picked and must support the production report provided by the insured, e.g., unit/P/T. The price paid must be on the basis of the insurable unit of measure and weight. When applicable, the volumes of the field containers must be provided (e.g., bins) and any applicable volume/weight of the pieces picked.

**B. Pick Records (Continued)**

- (3) Verifiable proof of payment to the picker(s) for the harvesting of the crop. Any of following is acceptable verifiable proof of payment.
  - (a) Photocopy of canceled check(s) to picker showing the banking institutions stamp of payment.
  - (b) Photocopy of payments made to Social Security Administration for tax payments made on behalf of picker(s).
  - (c) Other proof of payment to the picker, e.g., paid invoice, other bank certification of payment.
- (4) The insured must reconcile the pick record to their certification on the production report including the calculations used to determine the total production certified by the insured and must reconcile the location on the pick record to the appropriate production report.

Upon request of RMA or the AIP, a photocopy of all pick records for the applicable crop year must be provided by the insured. When applicable, the photocopies must be of the actual daily running tallies of production harvested by each picker and location.

If the AIP determines it is not feasible to provide a photocopy of all pick records, a summary that itemizes each picker's total with an example of the pick records used to calculate the total may be acceptable. The total payments made for each picker must reconcile to the total production picked by the picker (i.e., fields picked by the picker on hourly wage must reconcile to the amount of production delivered from the applicable fields/units picked by the picker).

**C. Machine Harvest Records**

Machine harvest records alone are considered acceptable production records unless the policy requires a pre-harvest appraisal and/or records of sold production.

Machine harvest records must be legible and include all of the following to be acceptable.

- (1) The insured's name;
- (2) The name of the crop;
- (3) The date of harvest;
- (4) The unit number or the location of the production;
- (5) The practice, type, and crop year; and
- (6) The quantity of weighed production.

**D. Sales Records**

- (1) Daily sales records alone are considered acceptable production records unless the policy requires a pre-harvest appraisal and/or records of sold production. Daily sales records must meet all the following to be acceptable.
  - (a) A copy of the insured's contemporaneous daily sales ledger;
  - (b) The records must specify or supported by receipts that specify, the crop, quantity/weight sold, grade (when available to the insured) and amount received. This is a requirement starting with the 2021 and subsequent crop year production reports and is not retroactive to previous crop years; and
  - (c) Accompanied by tax forms or other receipts verifying income from the sale of the crop.
- (2) In lieu of daily sales records, insureds may provide a transaction summary of sales (seasonal or annual) for the applicable crop year being reported from an electronic point of sale system. Transaction summary sales records must be contemporaneous and meet all the following to be acceptable:
  - (a) The records must specify the crop, quantity/weight sold, grade (when available to the insured) and amount received through credit card or cash transactions for the identified crop.
  - (b) Provide legend when codes are used to differentiate insured crops from other items sold through the point of sale system.
  - (c) Summary sheet of sales (seasonal or annual) must only be reported for the applicable crop year.
  - (d) Accompanied by tax forms or other receipts verifying income from the sale of the crop. When the summary of sales do not match the tax forms, the reviewer may request a breakdown of daily sales to reconcile.

**Note:** The quantity/weight sold must be able to be converted into the unit of measure provided in the policy provisions. The insured must identify the type and practice according to their production report when not contained on the record for reconciliation to their production report.

**E. Tax Records**

Tax records alone are not considered acceptable production records. AIPs may use tax records in combination with other records for verification, such as to substantiate direct sales (e.g., identify income and production derived from the sale); or verification of payments paid to pickers when pick records are provided.

Tax records, such as Schedule F Forms, when used in combination with other records, may be used to identify the income received from the sale of the harvested crops; allowing the total production derived from the crop to be determined.

Milk (including any premiums received)	\$233,874
Steers and calves raised* on the operation	\$7,914
Miscellaneous vegetables grown & sold	\$5,457
Pecans (\$7,286), peaches (\$8,944), and wheat (\$8,543) sold	\$24,773
<b>Total reported on line2</b>	<b>\$272,018</b>

\* Raised other than for draft, breeding, sport, or dairy purposes

For example, on Line 2 of the Schedule F form the insured enters the income received during the previous crop year from the sales of crops produced within their operation. This income amount is reflective of the total income received from the sale of the applicable crop.

**F. Unacceptable Records**

Records are considered unacceptable when they do not meet the requirements specified for acceptable production records. In addition, the following records are unacceptable:

- (1) production summaries or estimates of production are not acceptable regardless of who provides the summary or estimate.
- (2) summaries or totals that do not identify crop and/or quantity by crop (e.g., hourly pick records, cash boxes, etc.) unless allowed by the policy.

**1418-1430 (Reserved)**



## Section 3: Acceptable Farm Management Records

### 1431 Crops that Qualify for Farm Management Records

---

Farm management records, as well as acceptable verifiable records, are considered acceptable records (if they meet the requirements of Para. 1432-[1435](#)) for the following crops:

Barley	Grain Sorghum (including silage sorghum)
Buckwheat	Millet
Canola/Rapeseed	Mint
Corn	Oats
Cotton	Popcorn
Cultivated Wild Rice	Rice
Dry Beans (except Contract Seed Beans)	Rye
Dry Peas (except Contract Seed Peas)	Safflower
ELS Cotton	Soybeans
Flax	Sunflower Seed
Forage Production (fed and farm-stored)	Wheat

### 1432 Measurement of Farm Stored Production by Insured

---

#### A. Crop Applicability

An insured's measurement of farm stored production may be accepted for the crops listed in Para. 1431.

**Exception:** For Dry Peas farm storage measurements are acceptable, provided there are accompanying grade certificates to appropriately adjust production according to the SP quality requirements.

#### B. Central Drying/Storage Facilities

When central drying/storage facilities are used to store the production from multiple units (including different P/T/TMA), insureds must maintain written records that reflect the production from each unit/P/T/TMA prior to being placed in the structure if separate structure measurements will not be made for each unit.

### 1433 Automated Yield Monitoring Systems

---

If the insured elects to use yield monitoring technology as production evidence, the following requirements must be met.

#### A. Calibration

The yield monitoring system must be calibrated, by crop, in accordance with the owner's manual specifications. The sensor calibration must result in an error rate of three percent or less based on actual production from the sample acres.

**A. Calibration (Continued)**

- (1) If the sensor calibration difference exceeds the three percent error rate when compared to the actual production harvested from the sample acres, additional sensor calibration(s) must be made until the results are within the acceptable error rate of three percent or less.
- (2) If, after additional sensor calibrations of the yield monitoring system are performed as stated in (1) above, and the error rate still exceeds three percent of the actual production harvested from the sample acres, the insured may use a post-harvest calibration.
- (3) If the insured is using a post-harvest calibration as their production evidence, the insured must provide documentation of the actual production harvested based on acceptable verifiable weight records that were used to post-harvest calibrate the yield monitoring system.

**B. Annual Calibration Report**

The annual calibration report, from the yield monitor system or documentation from the insured, must include all sensor calibrations and adjustments performed, by crop, for the crop year, including the date each sensor calibration/adjustment was performed and the percentage change from the previous setting.

The annual calibration report must be provided to the AIP or RMA upon request.

**C. Yield Map or Summary Report**

The insured must provide to the AIP or RMA, upon request, either a yield map or a production summary report generated by the yield monitoring system, which provides all of the following, by P/T/TMA (if items 1 - 4 below are not provided in the summary report or on a yield map, the insured must provide this information separately).

- (1) Insured's name;
- (2) Unit number;
- (3) FSA farm/tract/field ID number (optional);
- (4) Legal description of acreage;
- (5) Crop name;
- (6) Acres harvested;
- (7) Harvest date;
- (8) Total weight;
- (9) Total yield (unadjusted for moisture);

**C. Yield Map or Summary Report (Continued)**

- (10) Average moisture;
- (11) Total dry weight/yield adjusted for moisture, as required by the CP, AD, and loss claims standards;

For those insureds that are using yield mapping technology the items below may also be included with the yield map report.

- (12) GPS/GIS referenced colored map depicting yield variations; and
- (13) GPS/GIS legend map key indicating ranges in yield variations.

**1434 Livestock Feeding Records**

---

AIPs should encourage insureds who feed all or a portion of the harvested production to have the total amount of production determined by the AIP, or to utilize other allowable farm management records prior to feeding. Contemporaneous livestock feeding records will not be required if all production is determined by the AIP or by other allowable farm management records prior to insured feeding production.

If production from the current year will be commingled with production from the prior year(s), the amount of the prior year(s) production must be measured by AIP or FSA before the beginning of harvest of the current year production.

Insureds request to measure prior year(s) production must be made at least 15 days before the beginning of harvest of the current year production to allow time for the AIP to conduct a field visit.

To be acceptable, feeding records must meet all of the following requirements.

- (1) Be in writing;
- (2) Identify the crop year in which fed production was harvested;
- (3) Provide the unit number from which the fed production was harvested;
- (4) Be contemporaneous for each feeding as the feeding occurs; and
- (5) Provide the amount of production, by crop, fed at each feeding.

**1435 Field Harvest Records**

---

Field harvest records include records of production determined from any of the following.

- (1) Truck, wagon or hopper loads that are documented by weight tickets, grain carts or conveyance measurements.
- (2) Separate measurements of production, by unit, when placed in farm storage structures.
- (3) Cotton module measurements.

**1436 Insured's Seed Records**

---

The insured must furnish scale tickets or weight slips showing date of weighing, name of insured and commodity on their seed records. The insured must also certify the amount of seed which was used for planting by:

- (1) certifying to amount of the seed planted per acre; and
- (2) certifying to and identifying the acreage on an aerial photo.

**1437-1440 (Reserved)**

---

## Section 4: Exception to Verifiable Records

### 1441 Exception to Disinterested Third Party Requirement of Verifiable Records

---

This section will be used when acceptable verifiable production records are required, but these records do not exist because records are controlled by the insured or are not from a disinterested third party, because they, or a person related to them, generates the supporting records (e.g., vertically integrated).

**Example 1:** Four family members each produce apples in their own farming operations. One of the family members also operates a packing house used by all four insureds to package and distribute the production. None of the four insureds can provide disinterested third-party records.

**Example 2:** A fresh market producer sells tomatoes to a wholesaler whose members include a SBI of the insured. Since a member of the wholesaler has a financial interest in the sale of the crop, the insured is not able to provide disinterested third-party records.

When an insured's production records will not be acceptable because they are not from a disinterested third party, the insured must submit a Marketing Certification (see Para. [1442](#)). Completion of a Marketing Certification allows the insured to use their own records that are not from a disinterested third party that meet all other requirements of acceptable production requirements. The production evidence listed in [Section 2](#) can be submitted independently as acceptable production records. Additionally, the following production evidence are acceptable production records.

#### A. Records of Production Commercially Sold or Stored

The production evidence in Para. [1412](#) can be submitted as acceptable production records, even when not from a disinterested third party, when all other requirements of Para. [1412B](#) are met.

#### B. Certified Scale Weight Records

Certified scale weight records alone are considered to be acceptable production records, unless the CP requires a pre-harvest appraisal and/or records of sold production. Certified scale weight records must be legible and include all of the following to be acceptable.

- (1) the insured's name;
- (2) the name of the crop;
- (3) the date of harvest or the date weighed;
- (4) the unit number or the location of the production;
- (5) the practice, type, and crop year; and
- (6) the quantity/weighed production. For wineries that process their own grapes, the weight can be recorded on the form used for reporting to the Alcohol and Tobacco Tax and Trade Bureau.

**A. Marketing Certification**

The Marketing Certification waives the disinterested third party requirements for acceptable verifiable production records if the insured completes this certification and does not have acceptable production records from a disinterested third party.

The Marketing Certification identifies acceptable production records. It is designed to assist with engagement between the AIP and insured regarding the applicable and acceptable production record requirements for the crop **for APH purposes** and determine if the insured needs to complete a Marketing Certification. Completing the Marketing Certification allows an insured to use production records that are not from a disinterested third party, if the records meet all other requirements of acceptable production records, except for not being from a disinterested third party.

The certification allows an insured without disinterested third party records (e.g., vertically integrated) to request a pre-harvest appraisal in limited situations, if AIP agrees. See Para. [1417A\(3\)\(a\)](#) for additional pre-harvest appraisal information. If the AIP agrees, the request must be made in accordance with Subpara. 1442A(1)(b). These appraisals are to assist with certifying the production report for APH purposes.

- (1) To be eligible to use production records from a non-disinterested third party, the insured:
  - (a) Completes and signs the Marketing Certification for the crop by the ARD if marketing plans are known; and
  - (b) Certifies that the acceptable production records available will be from an intermediary (e.g., wholesaler, retailer, packer, processor, shipper, buyer, or broker, etc.) controlled by the insured or non-disinterested third party. The insured must check one of the following statements on the Marketing Certification (see DSSH Exh. 69). If an insured is requesting a pre-harvest appraisal and the AIP agrees with the request, the AIP must also sign the Marketing Certification confirming that the intermediary records do not contain all information required by the applicable CP to support production reporting by APH database, i.e., the final disposition records do not provide traceability to APH.
    - (i) “I certify some or all of the production records will be from an intermediary (e.g., wholesaler, retailer, packer, processor, shipper, buyer, or broker) controlled by me or a non-disinterested third party and I will have production records that meet the criteria above”; or

**A. Marketing Certification (Continued)**

- (ii) “I certify some or all of the production records will be from an intermediary (e.g., wholesaler, retailer, packer, processor, shipper, buyer, or broker) controlled by me or non-disinterested third party and my records will not meet the criteria above. I request a pre-harvest appraisal to use in conjunction with my intermediary production records to facilitate production reporting by APH database and I will notify my insurance provider at least 15 days prior to harvest. I understand that my insurance provider must approve this request.”
- (2) If the Marketing Certification is not completed by the ARD and marketing plans change after the ARD and production records will not be from a disinterested third party, the insured must notify their AIP no later than 15 days prior to harvest. If not done at the time of notice, the insured must complete the Marketing Certification within 15 days of the notice.
- (3) If marketing plans change and the Marketing Certification was completed by the ARD, then additional recertification is not required. However, the Marketing Certification can be updated and recertified if the insured chooses to do so.
- (4) The Marketing Certification is required at a policy level; however, an insured may also report by unit/APH database level when unit/APH database level information is known.

**Note:** The DSSH Exhibit 69, Marketing Certification, required statements G(1)-(4) are transmitted on the RMA PASS Acreage Record (P11), as a “Verifiable Record Type Code.” If the insured certifies at a crop policy level, then replicate the appropriate “Verifiable Record Type Code” for all crop acreage lines of the Acreage Record; otherwise, AIPs will report the “Verifiable Record Type Code” for each crop acreage line as identified by the insured.

Allowance to use non-disinterested third-party production records for APH purposes does not waive any additional requirements for verifiable documents (e.g., share, input records, etc.).

**B. Failure to Notify and Complete a Marketing Certification**

Assigned yields will apply to the following crop year’s APH database in accordance with Para. [1686A](#) when the insured fails to notify the AIP and complete the Marketing Certification, unless the insured can provide acceptable verifiable production records to support the information certified on the production report.

#### **1443 Required Documentation**

---

AIPs must advise insureds with more than one producer's production present in the intermediary operation (e.g., wholesaler, retailer, packer, processor, etc.), that upon request, the insured must provide a statement of the insured's internal control procedures and processes. The statement must substantiate how the insured's production is kept separate from the production of other producers whose crop(s) are handled or marketed through the same operation, packing or processing facility or marketing outlet. For example, an insured may provide producer load(s) or end of season payment summaries that are in accordance with Section 2 (see Para. [1412](#)). All documentation submitted must be legible.

#### **1444 Reasonableness of Production**

---

The AIPs may also review the insured's current production for reasonableness (see Para. [1402E](#)).

The AIP or RMA may request additional supporting records, including but not limited to:

- (1) pick records;
- (2) food safety records;
- (3) copies of receipts;
- (4) ledgers of income;
- (5) transportation records;
- (6) bank statements;
- (7) final sales records;
- (8) tax records; and/or
- (9) pre-harvest appraisal.

#### **1445-1450 (Reserved)**

---



### 1451 Direct Marketing Requirements

---

The insured must provide notice and file a Marketing Certification when any production from the insured acreage will be sold by direct marketing. If only a portion of the acreage is direct marketed, the insured is required to have direct market records in addition to acceptable production records for any production not sold via direct marketing. See Para. [1452](#) for acceptable production records for direct marketing insureds. If the unit is not direct marketed, acceptable verifiable production records in accordance with FCIC procedure will continue to be required.

**Example:** An insured sold 6 percent of the crop (across all units) in a farm stand and the rest was sold to a disinterested wholesaler. Pre-harvest appraisals are required for all units, along with direct market sales records and acceptable verifiable records from the wholesaler. Conversely, if an insured sold 6 percent of the crop (from only one unit) in a farm stand and the rest is sold to a disinterested wholesaler, then a pre-harvest appraisal is required only for the unit which is direct marketed, along with direct market sales records, and acceptable verifiable records from the wholesaler.

#### A. Marketing Certification

The Marketing Certification allows an insured without disinterested third-party records to use their own acceptable production records or to request a pre-harvest appraisal to allocate the insured's actual production to an APH database.

**Example:** Although a direct marketer may sell directly to the public, who is a disinterested third party, the cash register receipt for the sale is not a disinterested production record because it was generated by the direct marketer.

The Marketing Certification identifies acceptable production records. It is designed to assist with engagement between the AIP and insured regarding the applicable and acceptable production record requirements for the crop **for APH purposes** and determine if the insured needs to complete a Marketing Certification. Completing the Marketing Certification allows the insured to use their own production records that are not from a disinterested third party if the records meet all other requirements of acceptable production records, except for not being from a disinterested third party.

The certification allows an insured without disinterested third-party records to request a pre-harvest appraisal to allocate their actual production to an APH database. See Para. [1417A\(3\)\(b\)](#) for additional pre-harvest appraisal information. These appraisals are to assist with certifying the production report for APH purposes.

- (1) The Marketing Certification allows the insured to use their own records when an insured:
  - (a) Completes and signs the Marketing Certification for the crop by the ARD if marketing plans are known; and

## A. Marketing Certification (Continued)

- (b) **Certifies the** crop will be direct marketed and will have acceptable production records. The insured must check one of the following statements on the Marketing Certification. One requests an appraisal and the other does not (see DSSH Exh. 69). If the insured requests an appraisal, the appropriate statement should be checked, regardless of whether the policy requires a pre-harvest appraisal or not. Additionally, requesting an appraisal will also satisfy the OU qualifications specified in Para. [1014](#) for the current crop year and to also qualify for OUs the following crop year.
- (i) “I certify that I intend to direct market my crop and will have production records that meet the criteria above, separated by the applicable insurable APH database.”
  - (ii) “I certify that I intend to direct market my crop and will have production records that meet the criteria above; however, my records will not be available by the applicable insurable APH database. I request a pre-harvest appraisal to use in conjunction with my acceptable production records to allocate my production by APH database and I will notify my insurance provider at least 15 days prior to harvest.”
- (2) If the Marketing Certification was not completed by **the** ARD and the insured subsequently decides to direct market any portion of **the** insured acreage of the crop, and production records will not be from a disinterested third party, the insured must notify their AIP no later than 15 days prior to harvest. If not done at the time of notice, **the insured completes** the Marketing Certification within 15 days.
- Note:** This notification may be different than **CP** notification requirements for direct marketing, e.g., for loss purposes.
- (3) If marketing plans change and the Marketing Certification was completed by the ARD, then additional recertification is not required. However, the Marketing Certification can be updated and recertified if the insured elects to do so.
- (4) The Marketing Certification is required at a policy level; however, an insured may also report by unit/APH database level when unit/APH database level information is known.

**Note:** The DSSH Exhibit 69, Marketing Certification, required statements G(1)-(4) are transmitted on the RMA PASS Acreage Record (P11), as a “Verifiable Record Type Code.” If the insured certifies at a crop policy level, then replicate the appropriate “Verifiable Record Type Code” for all crop acreage lines of the Acreage Record; otherwise, AIPs will report the “Verifiable Record Type Code” for each crop acreage line as identified by the insured.

**B. Failure to Notify and Complete a Marketing Certification**

Assigned yields will apply to the following crop year's APH database in accordance with Para. [1686A](#) when the insured fails to notify the AIP and complete the Marketing Certification, unless the insured can provide acceptable verifiable production records to support the information certified on the production report.

**1452 Acceptable Records for Direct Marketing Insureds**

---

For direct-marketed production, follow acceptable production evidence guidelines in Para. [1417](#) or as directed by the CP or SP.

Pre-harvest appraisals can be used to allocate total production to multiple unit/APH databases when an insured has acceptable production records at the policy level. See Para. [1417A](#) for pre-harvest appraisal information and allocating production to the applicable unit/APH database. The pre-harvest appraisal is used only as a tool to allocate the actual production to the unit/APH database and will not be used as actual production regardless of whether it is higher or lower than the insured's actual production. To allocate total production using pre-harvest appraisals:

- (1) Determine the percentage of production by:
  - (a) summing the pre-harvest appraisals production; and
  - (b) dividing the sum by the production from each pre-harvest appraisal.
- (2) Apply the percentage to the total actual production to determine the actual production allocated to each unit/APH database.

**Example 1:** 100 acres, 150 acres, and 50 acres were planted on units 0001-0001, 0001-0002 and 0001-0003 respectively. The insured harvested and sold all units as direct market and has records for 30,200 bu. total production.

Appraised production for unit 0001-0001 is 9,000 bu., unit 0001-0002 is 15,000 bu., and unit 0001-0003 is 6,000 bu. The total appraised production of all units is 30,000 bu. with percentage of total appraised production by unit as follows:

9,000 bu. for unit 0001-0001 is 30 percent of the total production ( $9,000 \div 30,000$ );  
15,000 bu. for unit 0001-0002 is 50 percent of the total production ( $15,000 \div 30,000$ );  
6,000 bu. for unit 0001-0003 is 20 percent of the total production ( $6,000 \div 30,000$ ).

Apply the percentages of each appraised unit to the total amount of direct market production of 30,200 bu.

For unit 0001-0001: 9,060 ( $30,200 \times 0.30$ ), 100.0 acres and "A" 91 bu. ( $9,060 \div 100$ ) are entered on the APH database in the Total Production, Acres, and Yield columns respectively. "A" 101 bu. ( $30,200 \times 0.50 \div 150$ ) for unit 0001-0002 and "A" 121 bu. ( $30,200 \times 0.20 \div 50$ ) unit 0001-0003 are entered similarly.

**Example 2:** 85 acres, 20 acres, and 40 acres were planted on units 0001-0001, 0001-0002 and 0001-0003 respectively. The insured harvested and sold all units as direct market and has records for 5,580 ctn. total production.

Appraised production for unit 0001-0001 is 3,600 ctn., unit 0001-0002 is 900 ctn., and unit 0001-0003 is 1,500 ctn. The total appraised production of all units is 6,000 ctn. with percentage of total appraised production by unit as follows:

3,600 ctn. for unit 0001-0001 is 60 percent of the total production ( $3,600 \div 6,000$ );  
 900 ctn. for unit 0001-0002 is 15 percent of the total production ( $900 \div 6,000$ );  
 1,500 ctn. for unit 0001-0003 is 25 percent of the total production ( $1,500 \div 6,000$ ).

Apply the percentages of each appraised unit to the total amount of direct market production of 5,580 ctn.

**Note:** Although the appraisal is higher than the harvested production records, the appraisal is only used as a tool to allocate the production to the APH database.

For unit 0001-0001: 3,348 ( $5,580 \times 0.60$ ), 85.0 acres and "A" 39 ctn. ( $3,348 \div 85$ ) are entered on the APH database in the Total Production, Acres, and Yield columns respectively. "A" 42 ctn. ( $5,580 \times 0.15 \div 20$ ) for unit 0001-0002 and "A" 35 ctn. ( $5,580 \times 0.25 \div 40$ ) unit 0001-0003 are entered similarly.

**Example 3:** 10 acres, 15 acres, and 5 acres were planted on units 0001-0001, 0001-0002 and 0001-0003 respectively. The insured harvested and sold production to a commercial packer and direct marketed two units. The insured has records for 1,860 ctn. production from a processor for unit 0001-0001 and 3,680 ctn. total production for direct market sales for units 0001-0002 and 0001-0003.

Appraised production for unit 0001-0002 is 2,745 ctn. and unit 0001-0003 is 915 ctn. The total appraised production for both units is 3,660 ctn. with percentage of total appraised production by unit as follows:

2,745 ctn. for unit 0001-0002 is 75 percent of the total production ( $2,745 \div 3,660$ );  
 915 ctn. for unit 0001-0003 is 25 percent of the total production ( $915 \div 3,660$ ).

Apply the percentages of each appraised unit to the total amount of direct market production. For unit 0001-0002: 2,760 ( $3,680 \times 0.75$ ), 15.0 acres and "A" 184 ctn. ( $2,760 \div 15$  acres) are entered on the APH database in the Total Production, Acres, and Yield columns respectively. "A" 184 ctn. for unit 0001-0003 ( $3,680 \times 0.25 \div 5$  acres) are entered similarly. The standard "A" 186 ctn. is entered for unit 0001-0001.

When an insured fails to certify their direct market production, has no pre-harvest appraisal completed on the acreage, and is unable to provide acceptable production records to allocate the production for the APH database, production reports for such years are not acceptable for APH purposes when separate APH databases are requested. If the acreage is not direct marketed, acceptable verifiable production records in accordance with FCIC procedure will continue to be required.

## **1453 Reasonableness of Production**

---

The AIP may also review the insured's current production for reasonableness (see Para. [1402E](#)).

The AIP or RMA may request additional supporting records, including but not limited to:

- (1) pick records;
- (2) food safety records, if applicable;
- (3) copies of receipts;
- (4) ledgers of income;
- (5) transportation records;
- (6) bank statements;
- (7) final sales records;
- (8) tax records; and/or
- (9) pre-harvest appraisal.

## **1454-1460 (Reserved)**

---

## Section 6: Marketing Certification Elements

### 1461 Elements and Required Information

---

The following elements must be included in the annual Marketing Certification (additional information for certain elements is contained in Para. [1441-1451](#)). Completion is required at a policy level, however, completion may also be reported by unit/APH database level when unit/APH database level information is known. Fields 11 through 17 are optional if completed at a policy level. The required statements, DSSH Exhibit 69 G(1)-(4), are transmitted on the RMA PASS Acreage Record (P11), as a “Verifiable Record Type Code.” If the insured certifies at a crop policy level, then replicate the appropriate “Verifiable Record Type Code” for all crop acreage lines of the Acreage Record; otherwise, AIPs will report the “Verifiable Record Type Code” for each crop acreage line as identified by the insured.

- (1) Insured’s name, address, and telephone number  
Enter the insured’s name, address (Street, City, State, and Zip Code), and telephone number.
- (2) Insured’s Identification number and identification number type  
Enter the insured’s SSN, EIN or RAN and identification number type.
- (3) Insured’s authorized representative  
Enter the insured’s authorized representative, if any.
- (4) Agent’s name, address, and telephone number  
Enter the insureds agent’s name, address (Street, City, State, and Zip Code), and telephone number.
- (5) Agency name and agency code  
Enter agency’s name and agency’s code.
- (6) Policy Number  
Enter the insured’s Policy Number.
- (7) Crop year  
Enter the crop year.
- (8) Crop  
Enter the name of the insured crop.
- (9) State and County name  
Enter the State and County where the crop is insured.
- (10) Plan of insurance  
Enter the plan of insurance elected by the insured.

## 1461 Required Elements (Continued)

---

(11) Practice

Enter the insured crop practice for the acreage being reported.

(12) Type

Enter the insured crop type for the acreage being reported.

(13) Unit number(s)

Enter the unit number for the unit. Blank, if units are not applicable.

(14) Legal description

For unit determination purposes: enter the section, township and range, or other descriptions for land if rectangular survey is not applicable, such as section equivalents or FSA FN.

(15) Field location identification

Enter the insured's field location identification including but not limited to:

- (a) FSA Farm, Tract, and Field Number, including the FSA administrative State and County;
- (b) The field location(s) and associated boundaries using AIP map-based reporting (USDA CLU or RLU); or
- (c) Other mapping resources which clearly delineate the field's location.

If mapping software for acreage reporting is not available, field level reporting can be accomplished by using the FSA farm, tract, and field in paper copy. An insured's FSA Farm/Tract/Field Number represents the digitized CLU.

(16) Field location name

Enter insured's identification by farm name.

(17) Expected harvest date

Enter expected harvest date of crop.

**Note:** This is not considered the official notice as stated in the BP section 38(b)(4), section 14, or any CP notice requirement related to duties in the event of damage, loss, abandonment, destruction, or alternative use of crop or acreage. A separate notice is required for these policy provisions.

(18) Remarks

Document pertinent information.

**1461 Required Elements (Continued)**

---

(19) Required statements

Insured selects the statement 1-4 that is applicable to their situation.

(20) Insured's signature and date

Insured must sign and date.

(21) Agent information

Enter agent's name and agent code number.

(22) Agent's signature and date

Agent must sign and date.

(23) AIP authorized representative's signature and date

AIP representative must sign and date.

**1462-1500 (Reserved)**

---



## PART 15: APH DATABASE

### Section 1: General Information

#### 1501 APH Database Requirements

---

The production reports provided by the insured are used by the verifier to establish the APH database for CCIP policies. The APH database consists of all years of production (within the base period) reported by the insured and is used to calculate the approved yield. The APH database may also be used as the insured's production report(s).

If insured on a continuous basis, all actual and assigned yields from the past APH database within the base period must be used; however, assigned yields may be replaced with actual yields. This includes policies that have been canceled and rewritten or transferred. Insureds who transferred their policy to a new AIP for the current crop year may provide the new AIP with a copy of the completed and signed production report submitted to the previous AIP for the prior APH crop year. This production report will be used to establish the insureds approved yield(s) for the current crop year.

For specific procedure to calculate the approved yield, see [Part 19, Section 1](#) for Category B and [Part 19, Section 2](#) for Category C crops. The APH database is used to establish and maintain or update the yield history for a farming operation by crop, unit/P/T/TMA. Supporting evidence (records), when required, must meet acreage and production requirements outlined in [Part 14](#). AIPs are required to calculate preliminary yields for new insureds and are authorized to calculate approved yields.

**Note:** For Pecan Revenue, see [Part 21, Section 4](#) for specific procedure to calculate the approved SRH, T-Revenue, and assigned T-Revenue.

#### 1502 The Base Period

---

The base period for the APH database for Category B and Category C crops consists of the 10 most recent APH crop years, except:

- (1) crops with a lag year:
  - (a) AZ-CA Citrus;
  - (b) Macadamia Nuts;
  - (c) Sugarcane;
  - (d) Texas Citrus Fruit;
  - (e) CT & MA Tobacco (cigar wrapper); and
  - (f) CA and FL APH Avocado.

For example, the 2025 APH database base period begins with the 2023 crop year production.

- (2) apples and peaches have a base period of the five most recent APH crop years.

**A. Acceptable Production Reports Filed**

When acceptable production reports for the crop and county have been submitted by the PRD, the APH database will be updated with the following types of yields (see [Part 21](#) for Pecan Revenue):

- (1) actual yields from:
  - (a) claim forms; or
  - (b) production reports.
- (2) applicable variable T-Yields if less than four years of actual and/or assigned yields are available for the database.
  - (a) The T-Yield percentage is determined by the number of actual/assigned yields available for the crop in the county, except for new producers and for new insureds if farming entirely different land. For variable T-Yield purposes, AIPs may retain APH databases established for land previously contained in the farming operation that is no longer in the current farming operation. Additionally, a year when the entire crop was short-rated, was damaged by UUF or a third party or was an uninsured second crop may count as a year of actual yields for determining T-Yield percentage, see Para. [1324F](#), [1325A](#) and [1325F](#). See chart for yield indicators and descriptors in Exh. [15](#) to identify whether a yield counts as a yield of records for determining variable T-Yield percentage.
  - (b) To meet the four-year minimum yield requirement, variable T-Yield percentage determinations are made as follows:
    - (i) no years of actual/assigned yields, 65 percent of the applicable T-Yield.
    - (ii) one year of actual/assigned yield, 80 percent of the applicable T-Yield.
    - (iii) two years of actual/assigned yields, 90 percent of the applicable T-Yield.
    - (iv) three years or more of actual/assigned yields, 100 percent of the applicable T-Yield.

If added land or new crop/P/T, see [Part 17 Section 7](#) and Para. [1782](#) for procedure to determine approved yields.
- (3) temporary yields which are the prior year's approved yield, used only as a temporary yield by APH database for the most recent year in the base period if an insured is unable to finish harvest (due to an insurable cause), it is a delayed claim, or records are unavailable from the processor or marketing outlets by the PRD.
  - (a) The temporary yield is considered an actual yield when determining the number of actual and assigned yields for APH database calculation purposes.

**A. Acceptable Production Reports Filed (Continued)**

- (b) Insureds using a temporary yield may retain OUs for the current crop year.
- (c) The temporary yield is valid for one year only. A production report indicating the actual yield for that year must be filed by the following year's PRD or assigned yield provisions will apply.
- (d) Temporary yields are not updated when the insured provides a production report or a claim is finalized after the PRD for the current crop year.

**Exception:** In very limited situations, e.g., a delayed claim, a production report may not be available for an additional crop year (after the second most recent APH crop year's PRD). In these situations the AIP will replace the temporary yield descriptor of "J" with "JJ." The yield descriptor of "JJ" will be 100 percent of the prior year's approved yield.

- (4) zero-planted acres yields for annual crops with zero-planted acres (by unit, P/T/TMA). Enter zero (0.0) in the Acres Column and a Z in the Yield Column of the APH database.
  - (a) Do not count a year of zero-planted acres (by unit and by P/T/TMA if applicable) when determining the number of years of actual and assigned yields.
  - (b) The yield descriptor Z is entered in the APH database primarily to indicate continuity of production reports.
  - (c) When the APH database requires removal of a zero-planted year to provide space to retain ten actual/assigned yields, remove the oldest zero-planted year. See Exh. 15.

**B. Acceptable Production Reports Not Submitted**

- (1) For carryover insureds when acceptable production reports are required but not submitted for all units, the APH database(s) will be updated in the following order when applicable:
  - (a) actual yields and appraised potential production from loss claims, if any.
  - (b) assigned yields - 75 percent of the prior year's approved yield. When no prior year's approved yield is available then the assigned yield is 65 percent of the applicable T-Yield, see Para. 1686.

**Exception:** If actual yield determined by the reviewer is less than the assigned yield, the actual yield must be used.

- (2) For New insureds when acceptable production reports are required but not submitted for all units, the APH database(s) will be updated with variable T-Yields, when no prior approved yield exists, and there are less than four years of actual and/or assigned yields available for the APH database. See Para. 1503A and 1686.

## 1503 Types of Yields (Continued)

---

### B. Acceptable Production Reports Not Submitted (Continued)

The insured will not qualify for OUs unless loss records account for all units, or other exceptions apply see Para. [1014-1017](#).

## 1504 Yield Descriptors

---

Yield descriptors are required to identify the types of yields entered in APH databases and must be indicated on the yield records transmitted to RMA. See Exh. [15](#) for a listing of the Yield Descriptors. Appendix III also has a listing of yield descriptor and may include additional yield descriptors for plans and crops not addressed in the CIH, such as pilot crop programs.

**Note:** Beginning with the 2017 crop year, certified organic actual yield descriptor “V” and transitional actual yield descriptor “G” will no longer be used when establishing APH databases for certified organic or transitional acreage.

For existing certified organic APH databases established in prior crop years which still contain transitional yields being used as a T-Yield (identified with a “G” yield descriptor), continue to use any “G” yield descriptors until they are rolled out of such APH databases. Convert any “V” yield descriptors identifying certified organic yields to an “A” yield descriptor. Additionally, convert all other yields identified with variations of the “V” yield descriptor (e.g., “VP,” “VW,” “VX,” etc.) to the applicable descriptor of actual yields (“PP,” “PW,” “AX,” etc.).

For existing transitional APH databases, convert any “G” yield descriptors identifying actual transitional production to an “A” yield descriptor. Additionally, convert all other yields identified with variations of the “G” yield descriptor (e.g., “GP,” “GW,” “GX,” etc.) to the corresponding yield descriptor of actual yields (“PP,” “PW,” “AX,” etc.).

For crop year 2014 only, AIPs were required to convert any applicable T-Yields in existing 2013 APH databases to organic determined yields. These yields are identified by an “OG” yield descriptor.

## 1505 Required Separate APH Database

---

Any yield adjustments, limitations or reductions will be determined on an APH database basis. No further division of APH databases is authorized. APH databases are established by:

### A. Units

The verifier shall not establish an APH database below the lowest level authorized by the policy (e.g., if CP authorizes OUs, APH databases cannot be established lower than OUs by P/T/TMA) unless it is one of the exceptions listed in 1505E below. This does not prohibit the insured and AIP from maintaining production reports at a lower level (e.g., field level). However, production reports by the insureds must be combined, when necessary, by the AIP to determine the approved yield in the APH database.

Acres and production prorated between BUs are not acceptable records for BUs unless prorated on a claim for indemnity.

**A. Units (Continued)**

**Exception:** When BUs are assigned due to the determination that planting requirements for an EU are not met in accordance with [Part 10](#), APH databases for BUs may be established after the PRD using procedures in Part 10. This is only allowed in those instances when the insured does not have APH databases established and maintained at the BU level.

**B. P/T**

AIPs must establish a separate APH database for each P/T listed on the [AD](#) that has been carried out and/or will be carried out for the current crop year, regardless of whether the T-Yields are the same. Refer to [Part 11 Section 3](#) for establishing APH databases for corn, grain sorghum, and cotton, when skip-row is an applicable practice. See also [Part 15 Section 4](#) and [Part 18](#) and [19](#) for additional reporting P/T requirements.

**Exception:** For those category C crops where the end use is identified as a type on the [AD](#), such as the types Fresh and Processing for apples, a separate APH database by type is not required if it is for the same exact acreage. For example, a block of apples would be reported in an APH database containing the applicable production reports by crop year, an APH database would not be established for each end use of processing and/or fresh if for the same acreage.

An AIP could transmit the block of apples contained in the APH database as processing in CY 2019 and submit as fresh in CY 2020. Maintaining the block of apples by APH database allows an AIP to assure that any production minimums contained in the policy are met, allows continuous production record for Category C, allows high variability testing to be performed, etc., see Part 18.

Previously established APH databases for P/Ts with the same T-Yield must be separated according to the actuarial structure. APH databases may be separated by duplicating prior years' history for each P/T in this situation only. Yield descriptors DA, DV, and DG will be used to identify such duplicated actual production history. Production and acres for each P/T must be reported and maintained separately in subsequent years. See Exh. [15](#).

**C. TMA**

Except where weighted average T-Yields are required, AIPs must establish an APH database for each T-Yield map area if different T-Yields are established and different area classifications, including high-risk land, are provided in the [AD](#).

Separate APH databases for area classifications that are for a rate only are not permitted unless such acreage is excluded under a High-Risk Land Exclusion Option.

**D. Other Characteristics**

For Category C crops only, the [AD](#) may provide T-Yields by other characteristic, such as age/leaf year, density, and early/mid/late season.

**E. Exceptions, Other Situations Requiring an APH Database**

An AIP may establish multiple APH databases by unit/P/T/TMA/Other Characteristics only for the situations listed below.

When reporting to RMA, the AIP must transmit these exceptions with an APH Procedural Exception Code. The APH Procedural Exception Code is an alpha-numeric four digit code, e.g., 001A. The first three numbers represent the unique record number within the unit/P/T/TMA/Other Characteristics. The last character is the alpha exception code.

- (1) Added land see [Part 17 Section 7](#), Exception Code - A;
- (2) Block reporting for Category C crops see [Part 18 Section 6](#), Exception Code - B;
- (3) Combination/division of unit see [Part 10 Section 7](#), Exception Code - C;
- (4) Skip-Row Grain Sorghum see Para. [1143](#); Exception Code - S;
- (5) Multiple plant dates by year within a P/T see [Part 15 Section 4](#); only applicable for forage seed, mint, and sugarcane; Exception Code - P;
- (6) Newly broken acreage required to be maintained in a separate APH database the initial year of new breaking; Exception Code - N;
- (7) Acreage emerging from a USDA program required to be maintained in a separate APH database the initial year it is planted see Para. [1761](#); Exception Code - R;
- (8) Native sod acreage required to be maintained in a separate APH database until it no longer qualifies as native sod (see GSH Part 4, Section 1); Exception Code - D; and
- (9) Acreage transitioning to certified organic practice without an organic plan and insured under the conventional practice, see Para. [1702Q](#); Exception Code - T.

**1506 Production or Acreage Not to be Included**

---

Do not include production or acreage from uninsurable/uninsured acreage in the APH database, unless commingled with insured production, see Para. [1325](#).

**1507 Transfer of APH Data**

---

When all the following requirements are met, an AIP may transfer certain APH database actual/assigned yields of an insured to another person who is taking over all or part of an insured farming operation.

**A. Basic Requirements**

When an insured with an approved yield transfers all or part of their operation to another person, the AIP may transfer the insured's (transferor) actual/assigned yields for the acreage being transferred to the other person (transferee), provided the transferee meets both of the following:

**A. Basic Requirements (Continued)**

- (1) participated in the operation and establishment of the approved yield for the acreage being transferred, or had a share of the crop on the acreage being transferred.
  - (a) Participated in the operation and establishment of the approved yield means the transferee did both of the following in the years for which the transfer is requested:
    - (i) participated in the management decisions regarding the acreage being transferred; and
    - (ii) performed the physical activities necessary to produce the crop on the acreage being transferred.
  - (b) Persons who provided management only do not meet the eligibility requirements for transfer of actual/assigned yields.
  - (c) Persons who provided physical labor only do not meet the eligibility requirements for transfer of actual/assigned yields.
- (2) provides AIP with verifiable evidence which indicates the transfer of the actual/assigned yields for the applicable acreage is appropriate.

**B. Years of Actual Yields Eligible for Transfer**

AIPs may only transfer those years for which there is an actual/assigned yield and the transferee meets the requirements in Para.1507A. Years with non-actual yields are considered a break in continuity of production reports for APH transfer purposes and cannot be transferred regardless of whether the transferee meets the requirements in Para. 1507A for those years. Actual/assigned yields prior to the break in continuity cannot be used.

**C. Non-Actual Yields Transfer**

A person change in name only with no other changes to the farming operation (e.g., an individual or partnership incorporates without adding new members or changing existing members), all existing years of the APH database, actual/assigned and non-actual yields (including SA T-Yields), will transfer to the new person. If members are added or changed, non-actual yields (including SA-T Yields) do not transfer. If a partnership or other entity is dissolved and the land is split between members, non-actual yields (including SA T-Yields) do not transfer.

**D. Examples**

**Example 1:** Insured A has a corn APH database comprised of 6 crop years of actual yields. For all 6 crop years, Producer B has been participating in management decisions and assisting in performing all the physical activities necessary to produce corn on 500 acres insured by Insured A. Producer B will be taking over the entire operation and has requested a transfer of Insured A's APH yield history.

**D. Examples (Continued)**

**If** Producer B provides the AIP with verifiable evidence indicating the transfer of yield history is appropriate, the AIP may transfer the actual yields for all 6 crop years.

**Example 2:** Insured B has a corn APH database comprised of 10 crop years of actual yields. For 3 of the last 10 crop years, Producer C has been participating in management decisions and performing some of the physical activities necessary to produce corn on 750 acres insured by Insured B. Producer C will be taking over the entire operation, and has requested a transfer of Insured B's APH yield history.

**If** Producer C provides the AIP with verifiable evidence indicating the transfer of actual yields is appropriate, the AIP may transfer the actual yields for the last 3 crop years only due to Producer C not meeting the transferee requirements for all 10 crop years.

**Example 3:** Insured D has a corn APH database comprised of 10 crop years of actual yields. For all 10 crop years, Producer E has maintained all the accounts and ledgers for Insured D's entire operation. Producer E has not participated in any management decisions, nor have they provided any physical labor necessary to produce the crop. Producer E will be taking over the entire operation and has requested a transfer of Insured D's actual yields.

The AIP cannot transfer any actual yields because Producer E does not meet the transferee eligibility requirements.

**Example 4:** Insured F has a corn APH database comprised of 10 crop years of actual yields. For all 10 crop years, Producer G has participated in all management decisions and performed all physical activities necessary to produce the crop. Producer G will be taking over 300 acres of Unit 0001-0004 consisting of 600 acres and has requested a transfer of Insured F's actual yields.

The AIP can transfer actual yields only for the 300 acres being transferred to Producer G. See [Part 10 Section 7](#) for instructions on dividing units.

---

**1508 Use of Another Person's Production History - BFR or VFR**

---

A BFR or VFR may use the APH of the previous producer when the BFR or VFR (transferee) was previously involved in a farming or ranching operation. When all the requirements of this paragraph are met, an AIP may transfer APH database actual/assigned yields of another insured to the BFR or VFR when it is higher than what the approved yield would be based on the variable T-Yield. However, this benefit is not applicable when a person is required to use another person's history due to insureds changing or land being transferred to another person as required in Para. [1510](#). In such instances, the procedure contained in Para. 1510 must be followed and this paragraph will not apply.



**A. Basic Requirements**

When an insured with an approved yield transfers acreage to a BFR or VFR, the AIP may transfer the previous producer's actual/assigned yields for the acreage to the BFR or VFR. To qualify for the use of the previous producer's production history, the BFR or VFR must meet both of the following:

- (1) The BFR or VFR must have been previously involved in a farming or ranching operation including:
  - (a) decision making necessary to produce the crop or livestock on the farm; or
  - (b) physical activities necessary to produce the crop or livestock on the farm; and
- (2) The BFR or VFR must provide the AIP with verifiable evidence indicating the involvement in a farming or ranching operation decision making or physical activities.

**Example 1:** A BFR was previously involved in the decision making for their father's farm that plants corn and soybeans. The BFR subsequently rents 100 acres of the neighbor's farming operation to plant corn (they had no previous involvement in the neighbor's operation or on those acres). The BFR may use the previous producer's production history on corn for the 100 acres, if authorized by the previous producer, since the BFR has previous involvement in a farming operation that planted corn.

**Example 2:** A VFR was previously involved in the physical activities on their neighbor's farm that plants soybeans. The VFR subsequently purchases 200 acres from this same neighbor's farming operation to plant soybeans. The VFR may use the previous producer's production history on soybeans for the 200 acres that were purchased, if authorized by the previous producer.

**Example 3:** A BFR was previously involved in the decision making for their father's farm that plants corn and soybeans. In 2021, the BFR rents 100 acres of the neighbor's farming operation and plants soybeans. The neighbor's farming operation has previously planted both corn and soybeans. In 2023, the BFR decides to plant corn on the 100 acres. The BFR may now use the corn history of the previous producer on the 100 acres since the BFR has previous involvement in an operation that planted corn and the BFR had no previous established APH database for corn on this acreage.

**B. Approved Yield Determinations**

- (1) When establishing APH databases for BFR or VFRs who qualify to use the production history from the previous producer for the transferred acreage, use the higher of:
  - (a) the approved yield calculated from the transfer of actual/assigned yields from the APH database of the previous producer on the acreage transferred; or

**B. Approved Yield Determinations (Continued)**

- (b) the applicable variable T-Yield (see Para. [1503](#)), unless the insured qualifies as a new producer. If the insured qualifies as a new producer, 100 percent of the applicable T-Yield will apply when 100 percent of the T-Yield is higher than the approved yield in (1)(a). In such instances, follow the new producer procedures contained in [Part 17, Section 3](#).
- (2) AIPs may only transfer production history for those years for which there is an actual/assigned yield.
  - (a) Years with non-actual yields are considered a break in continuity of production reports for APH transfer purposes and cannot be transferred.
  - (b) Actual/assigned yields prior to the break in continuity cannot be used.
  - (c) Actual/assigned yields transferred must be identified with the yield descriptor of "BF" or "VF" to denote they are actual/assigned yields that have been transferred to a BFR or VFR, with the exception of:
    - (i) actual yields less than 60 percent of the T-Yield that do not qualify for yield substitutions identified with the yield descriptors of AY and WY. These yields should continue to be identified with their original yield descriptor;
 

**Note:** When a yield identified with a NA, NG, or NV yield descriptor is transferred to a BFR or VFR, the yield should be identified with a BF or VF yield descriptor unless the BFR or VFR chooses to not substitute the transferred actual yield that is less than 60 percent of the T-Yield and qualifies for yield adjustment. In this situation, the yield descriptors of NA, NG, or NV, as appropriate, should be used.
    - (ii) transitional yields, for acreage transitioning to certified organic, identified with G, PG, DG, and GW yield descriptors in certified organic APH databases only. These yields should continue to be identified with their original yield descriptor; and
    - (iii) actual yields that are reduced or replaced identified with the yield descriptors of AC, AX, EX, IX, NX, and TX. These yields should continue to be identified with their original yield descriptor.
- (3) Insureds must obtain either:
  - (a) permission to use the other person's production reports/APH databases for the current crop year; or
  - (b) copies of the other person's acreage and production records.

**B. Approved Yield Determinations (Continued)**

- (4) The BFR or VFR will only be required to maintain production records within the record retention period of the previous producer to support the transferred actual yields. If acceptable production evidence is not available for all such crop years, then the other person's APH database(s) may not be used. The insured using another person's production reports/APH databases is responsible for providing acceptable production evidence for APH reviews, see Para. [1681-1686](#).
- (5) Unlike the Transfer of APH Data in Para. [1507](#), the number of years of production history that may be transferred is NOT limited by the number of years the BFR or VFR was previously involved in any farming or ranching operation. All years of actual/assigned yields do not have to be transferred, but years transferred must start with the most recent year. When continuity is broken, prior actual/assigned yields cannot be used. See Para. 1508B(2).

**Example:** A BFR was previously involved in the decision making for their father's wheat operation for two years. The BFR subsequently rents 200 acres of their father's farming operation to plant wheat. The father has 10 years of actual yields for wheat for this specific acreage. The BFR will be allowed to use all 10 years to populate their APH database for wheat, or elect to use less than 10 years of actual yields starting with the most recent crop year's actual yields.

- (6) BFR or VFR can only use another person's production history for a crop that the BFR or VFR was previously involved in. The involvement of the crop can be from any farming or ranching operation, not just operation the production history is being transferred from. If the BFR or VFR was involved with a crop, the BFR or VFR can use the previous producer's crop production records, provided all of the requirements in this paragraph are met. Only the production history of the specific acreage being transferred may be transferred to the BFR or VFR.

**Example:** A VFR was previously involved in the decision making for their father's cotton farming operation. The VFR subsequently purchases 100 acres from the neighbor's farming operation and wants to plant sunflowers. The VFR has no previous decision making or physical activities involving sunflowers. Therefore, VFR cannot use the previous producer's production history on sunflowers.

**1509 Use of Another Person's Acreage and Production History**

---

When an insured has not maintained acceptable records or has not previously produced the crop on a specific land location (legal description), acreage and production evidence from another person (either insured or not insured) may be used to support production reports certified by the insured. (Transfer of farming operation has not occurred.)

**A. General Requirements**

- (1) To use another person's actual records the other person must:
  - (a) share in the crop on that land location for the current crop year; or
  - (b) when APH data is transferred to the insured's policy from another policy for that land location on which the insured shared in the insured crop's production see Para. [1507](#).
- (2) Insureds must obtain either:
  - (a) permission to use the other person's APH production reports/databases for the current crop year; or
  - (b) copies of the other person's acreage and production records.
- (3) Non-actual yields, such as SA T-Yields, contained in the other person's APH database are not transferred/used.
- (4) Insureds must certify only the acreage and production history from locations where they share in the crop (same acreage, legal description, FN, etc.) on their production reports.
- (5) Production and acreage history for all years for the appropriate locations must be reported, unless fewer years of acceptable production reports have been provided for the balance of the insured's farming operation.

If fewer total years have been reported on other units and the insured did not report all years that the crop was produced on those units, the number of years that may be used from the new acreage is limited to those provided for the other units.

**Example:** The insured previously had one BU (0001-0000BU) in the farming operation. Although the crop had been produced for 10 years, the APH database only contains production for the five most recent consecutive APH crop years. Insured adds unit 0002-0000BU for the current crop year.

The APH database obtained from another person sharing in the crop contains ten years of production history. However, the insured may only use the five most recent APH crop years for unit 0002-0000BU because only the five most recent APH crop years were reported for unit 0001-0000BU.

- (6) All other APH requirements must be met.
- (7) Production evidence must be available for all crop years within the record retention period of the person from which the APH databases were obtained. If acceptable production evidence is not available for all such crop years, then the other person's APH database(s) may not be used.

**A. General Requirements (Continued)**

The insured using another person's production reports/databases is responsible for providing acceptable production evidence for APH reviews, see Para. [1681-1686](#). Additionally, bona fide shares must be verified and documented.

**B. Another Person's Production Evidence Requirements**

Another producer's acreage and production evidence may not be used unless all of the following are met:

- (1) the insured, using another person's production evidence, and the other person both have a bona fide share (rented for a percentage of the crop) in the insured crop for the current crop year;
- (2) the production evidence is acceptable and account for all of the other person's acreage and production of the crop in the county;
- (3) continuity and all other APH requirements are met; and
- (4) acceptable production evidence is obtained. An insured that uses another person's records must keep those records for three crop years after the end of the crop year that the insured initially certifies the acreage and production (record retention period).

If selected for an APH review during the record retention period the insured must provide acceptable production evidence for all years certified if requested, see Para. 1681-1686. Additionally, bona fide shares must be verified and documented.

**C. Landlord and Tenant APH Yields**

When determining APH yields for landlords and tenants (when share renting the same land), each party must file production reports unless one party authorizes the other party to file production reports on their behalf.

- (1) Parties sharing in the crop may use production reports submitted by other insureds sharing in the crop, provided their use has been authorized by power of attorney or other form of written authorization by the PRD and all APH requirements are met.
- (2) If a written authorization statement is used, it must include the certification statement required on the APH form.
- (3) Each APH database is updated with the production reports filed by the designated party each crop year. However, this does not relieve the party on whose behalf the production report is being filed of any responsibility to file accurate production reports or maintain acceptable production evidence.

**A. Insured Person**

Insured Person is the person insured as defined in the BP. Some states require persons that are doing business under an assumed name (e.g., doing business as...) to register that name in the county in which they do business.

**B. APH Yield Determinations for New Persons**

For the purpose of this paragraph, a “new person” includes persons who have changed their names, dissolved business entities, and/or formed new business entities. If a person changed their name or created a new person that insures a crop(s) for the current year that was produced on land farmed by the previous person and that land is contained in the new person’s farming operation, the crop(s)’ acreage and production must be reported for APH purposes.

SA T-Yields do not transfer unless the “new person” is a change in name only (meaning members of the Person have not changed). If the insured is not eligible to have the APH data transferred (different land or different crops involved) follow the procedures below.

- (1) New persons who have produced the insured crop in the county for more than two APH crop years do not qualify as new producers. If any member of a new person has produced the crop as an individual or member of another person, the new person is considered to have produced the crop.

Members of a person include: stockholders of a corporation, partners of a partnership, or members of a joint venture, etc. See [Part 17 Section 3](#) for new producer requirements and procedures.

- (2) When new persons insure crops they previously produced, production reports must be filed for all land contained in their current farming operations according to all applicable APH procedures for each crop year certified.

For persons consisting of more than one member, their production reports must include all land contained in the current farming operations upon which crop(s) insured for the current crop year were produced by all members of the entity.

- (a) Acceptable records must be available to support the acres and production certified.
- (b) Acres and production history must not be transferred from existing unit databases, unless the new person is eligible to use the acreage and production history and the same acreage is involved. If only part of the land (specific legal descriptions) will be transferred to the new person, the acreage and production must be certified according to the new unit/farming operation.

**B. APH Yield Determinations for New Persons (Continued)**

**Example:** A member of the new person previously produced the insured crop as a member of another person on four different units/sections (Sections 11, 25, 27, and 35). Section 35 was transferred to the new person and the new person will produce the insured crop on this section. The acreage and production history from only Sec. 35 must be certified by the new person and transferred to the new person.

- (3) For new persons who have produced insured crop(s) on entirely different land than is contained in the current farming operation, 65 percent of the T-Yield will apply unless the new person provides production reports for those years.

In such cases, those years of production will be used in determining the applicable percentage of the variable T-Yield. See [Part 17](#) for procedure to determine if the new person qualifies as a new producer.

- (4) Added land and new crop/P/T procedures will apply after the APH for a new person is structured according to the preceding procedures. However, new persons may also file production reports based on acreage and production records from another person with whom they have a bona fide share in the insured crop who is not a member of the insured person.

**C. Land is Transferred to Another Person Who is Not a New Person**

If land with acreage and production history is transferred from a person (transferor) to a different person that insures the same crop on a different policy (transferee), the acreage and production history must be transferred to and/or certified by the transferee for the current crop year if:

- (1) the transferee shared in the insured crop's production with the transferor as a tenant, landlord, member of a partnership, member or owner of a corporation, spouse, co-owner, etc., in previous crop years;
- (2) the transferor is a member of the entity to which the land was transferred; or
- (3) the acreage was transferred on or before the PRD for the current crop year. For acreage transferred after the PRD, the acreage and production history must be transferred/certified by the transferee by the PRD for the following crop year.

An incomplete or unacceptable production report for the crop year results when the transferee fails to report acreage and production for the applicable crop year. For carryover insureds, assigned yield provisions apply, see Para. [1686](#); however, the acreage and production from the acreage transferred must be used the succeeding crop year.

For new insureds, continuity of production reports is broken, and variable T-Yields will be used, see Para. [1685C](#). Members of an entity include owners and stockholders of a corporation, partners of a partnership, persons insured as co-owners or joint ventures, etc.

**C. Land is Transferred to Another Person Who is Not a New Person (Continued)**

Acreage and production history for previous crop year(s) must not be transferred/used by another person who did not share in the insured crop's production unless the transferor is a member of the entity to which the land was transferred or the transferee and transferor share in the insured crop's production for the current crop year.

**1511 APH Database Instructions**

---

AIPs must include the following information in an APH database. See Exh. [15](#) for examples of completed APH databases.

(1) Insured's name and address:

Insured's name or insurable person, address, phone number, SSN, EIN, or RAN.

(2) Required field review:

If a field review is required, the "Field Review" box must be checked.

(3) Required Inspection:

The "Inspection" box must be checked when the agent has specifically identified acreage on which a crop inspection is required. These inspections will be performed only by individuals delegated the authority by RO/AIP.

(4) State, county, and policy number:

State, county, and policy number to which the APH database pertains.

(5) Crop, practice, type, TMA, and unit number:

Crop name, P/T/TMA/Other Characteristics (if applicable), and unit number for the unit.

(6) Yield indicator:

Indicate any yield indicators that may apply to the APH database.

(7) Legal description:

Enter the section, township and range, or other descriptions for land if rectangular survey is not applicable.

If additional space is needed, attach a supplemental sheet.

(8) FSA farm, tract, field number:

FSA Farm/Tract/Field number is optional, unless units are based on FSA FNs.

When units are based on Farm Numbers, the Farm Number is required.



(9) Others sharing in the crop:

Enter the names of others sharing in the crop (this is not used to report SBIs or the landlord or tenant for a landlord/tenant policy). If none, enter “None.”

(10) Other:

For perennial crops, enter the year or weighted average year (W) the insurable trees or vines in the unit, were planted/set out, grafted, or dehorned in the orchard, vineyard, grove or bog;

For green peas, enter the contract price;

For Sugarcane and Sugar Beets, enter the percent of sugar;

For potatoes insured under the Northern Potato Quality Endorsement, enter the Northern Potato option percentages (for the most recent year in the base period);

For new producers of the crop, enter the crop years the insured has produced the crop (e.g., 2015 and 2016). See individual crop examples for completed samples. If not applicable, leave blank; and

For skip-row corn insurable in certain counties in Colorado, Kansas, and Nebraska by a SP, enter the skip-row planting pattern and row width code.

(11) T-Yield:

The applicable 100 percent T-Yield

(12) Crop year:

Enter the appropriate year for each annual yield for yields contained in the base period.

(13) Total production:

Enter total production as adjusted for production reporting purposes in accordance with Para. [1330](#) when actual yields are reported.

Multi-Purpose Production and Yield Worksheets are needed to determine total production for certain crops. Sample production worksheets have been provided for Sugar Beets, Dry Beans, Northern Potato Quality Endorsements and Skip-Row Cotton. See [Part 15](#) and Exh. [17](#).

(14) Pre-quality total production (for sugar beets, the early harvested adjusted total production):

Enter pre-quality unadjusted total production for production reporting purposes in accordance with [Part 16 Section 3](#) when QL is elected.

For sugar beets, enter the early harvested adjusted total production when applicable.

(15) Acres:

Enter planted insurable acreage in acres to tenths for each year an actual yield is available in total production column. For annual crops, enter "0.0" if the crop was not planted for any year.

(16) Yield description:

Enter the appropriate yield descriptor for each yield entered in the APH database. See Exh. [15](#) for yield descriptors.

(17) Pre-quality actual yield (for sugar beets, the early harvested adjusted actual yield):

Enter the appropriate pre-quality actual yield if QL has been elected and applied to an applicable crop year in the APH database. See [Part 16 Section 3](#).

For sugar beets, enter the early harvested adjusted actual yield when applicable.

(18) Total:

Enter the total of all entries in yield column.

(19) Average yield:

Calculate by totaling the yearly actual yields, assigned yields, and adjusted or unadjusted transitional yields, and dividing the total by the number of yields contained in the database. Crop years when acreage is not planted, is short-rated, or meets the criteria for exclusion due to damage to UUF or a third party are not included in the calculation of the average yield.

(20) Preliminary yield:

When authorized for crops listed in [Part 19](#), (if weighted average APH yield not required), divide the Total by the number of APH crop years. Apply any applicable yield limitations adjustments and/or reductions and enter the result as the preliminary yield.

(21) Prior Yield:

Enter the prior approved yield, if applicable. If it is not applicable, enter N/A.

(22) Approved yield:

Enter the approved yield after all entries are verified and any applicable adjustments/reductions are made.

For potatoes insured under the Northern Potato Quality Endorsement or the Northern Potato Processing Quality Endorsement, enter the appropriate percent for #1 and #2 or better potatoes for both fresh and processing potatoes when applicable.

(23) Rate yield:

Enter the Rate Yield.

## 1511 APH Database Instructions (Continued)

---

(24) Adjusted yield:

Enter the Adjusted Yield when applicable.

(25) Insured's printed name, signature, and date:

Required if insured elects YE opt-out. Insured is only required to sign the APH database when YE is elected and the insured has chosen to opt-out of excluding an actual yield(s) in eligible crop year(s).

(26) Comments:

May be used to indicate the basis for establishing the approved yield.

## 1512 Impact of Combining and Dividing

---

When APH databases are established and continuity of insurance participation is not broken, the prior yield history must be considered if unit structure is changed see [Part 10](#) for directions and examples of unit structure. Prior year(s)' production history from a unit cannot be duplicated across multiple units when an insured changes unit structure.

**Example:** Insured C reported acreage and production under an EU structure in years prior to 2021. If insured C elects an OU structure for 2022, the insured must follow procedure in [Part 10 Section 7](#) to divide the EU into OUs. The prior production history of the EU cannot be duplicated across all OU APH databases.

## 1513-1520 (Reserved)

---

## Section 2: APH Databases and Yield Determinations Combined and Divided

### 1521 General Rules for Combining and Dividing APH Databases

---

This section addresses combining or dividing APH databases applicable to crop/P/T/TMA/Other Characteristics when the **AD** change.

- (1) This procedure applies to both Category B and C crops when P/T/TMAs requiring separate approved yields change (are combined or divided) for the current crop year.
- (2) This procedure must be applied for each P/T/TMA by unit.
- (3) Insureds must file production reports according to the P/T/TMA listed on the **AD** for the current crop year.
- (4) The initial year the P/T/TMA are combined or divided:
  - (a) cups do not apply;

**Exception:** When the production history contained within an APH database is not changed when the P/T/TMA is combined or divided (i.e., APH database is not combined or divided, only the P/T/TMA identification is changed), cups will apply.

For example, the practice NI wheat is divided into SF and CC practices. If the insured has only grown CC wheat in the past on the APH database and there is no required division of prior production history, cups will apply to the resulting CC wheat APH database the initial year the NI practice is divided.

- (b) any existing SA T-Yields still needed to complete the APH databases for Category B Crops are recalculated based upon the resulting P/T/TMAs, see Para. [1774](#). SA T-Yields do not apply to Category C Crops.
  - (c) if both types and practices change for the crop the same crop year, types should be combined/divided prior to combining/dividing practices. For example, Spring Wheat is divided into Spring Wheat and Durum Wheat types and the NI practice is divided into SF practice and CC practice. The spring wheat should be divided first into spring and durum types and then the resulting APH databases divided according to the CC/SF practice.
- (5) For the purposes of reporting or re-designating grade quality percentages which are utilized by a crop's quality endorsement, (e.g., apples), references to "production" shall be applicable since these percentages are determined from measured production at a specific grade compared to the corresponding total production.

Combining APH databases when more than one P/T/TMA requiring separate approved yields has been combined into a P/T (e.g., CC and SF practices are combined into a NI practice) or TMA requiring a separate approved yield/APH database, use the following instructions. See [Part 10](#) for combining or dividing APH database(s) exceptions/restrictions.

- (1) If a single APH database (one P/T/TMA reported) contains actual or assigned yield(s), use the following procedure, see Exh. [15](#).

**Step 1:** Complete the most recent year ([2024](#) for most crops) in the APH database by using the current production report(s) filed for the most recent APH crop year. For carryover insureds, if acceptable production report(s) are not filed for the previous (policy) year and insurable acreage was planted, use the assigned yield. Zero-planted acres are used to indicate that continuity of records is maintained.

**Step 2:** Retain all actual and assigned yields and acres.

**Step 3:** Remove T-Yields in the database and if less than four years of actual and/or assigned yields, enter the applicable variable T-Yield (by P/T/TMA) to establish an APH database with a minimum of four years. If a T-Yield is not established, a RO Determined Yield will be necessary.

**Step 4:** Calculate the approved yield using the applicable Category B or C procedure.

- (2) If more than one APH database (more than one P/T/TMA was reported which has been combined into a single APH database) contains actual and/or assigned yields, use this procedure, see Exh. 15.

**Step 1:** Complete the most recent crop year ([2024](#) for most crops) in the APH database by using the current production reports filed for the previous (policy) year. If separate production reports are filed according to the previous (policy) year's requirements (more than one P/T/TMA), combine the acres and production from the separate production reports.

If separate production reports are filed according to the previous (policy) year's requirements (more than one P/T/TMA):

- (a) Combine the acres and production into the applicable P/T/TMA. See instructions for Para. [1522\(1\)](#).
- (b) If zero acres were planted, enter "Z" in the yield column when sufficient space exists in the database.

For carryover insureds, if acceptable production report(s) are not filed for the previous (policy) year and insurable acreage was planted, use the assigned yield. If insurable acreage was planted on more than one P/T/TMA, use a simple average of the prior approved yields for the applicable P/T/TMAs times .75.

## 1522 Combining APH Databases (Continued)

---

- Step 2:** Combine the total production and actual acres for each APH crop year (for the yields that are being combined). For APH crop years with assigned yields, multiply the planted acres times the assigned yield to establish a production amount and handle in the same manner as a year with actual yields.
- Divide the combined production by the combined acres for corresponding crop years.
- Next, enter the combined total production, acres, and average actual yields in the current crop year's APH database using the "AP" yield descriptor.
- For crop years in which no acres have been planted, enter "Z" in the yield column if sufficient space exists in the database. Zero-planted acres are used to indicate that continuity of records is maintained for the P/T/TMAs being combined.
- Step 3:** If less than four years of actual and assigned yields for the crop, enter the applicable variable T-Yield (by P/T/TMA) in the yield column to establish an APH database with a minimum of four years.
- If SA T-Yields were applicable in the prior year and there are less than four years of actual and assigned yields for the APH database, recalculate the SA T-Yields.
- Use the simple average of approved yields for all APH databases by P/T/TMA and enter the recalculated SA T-Yield in the yield column to establish an APH database with a minimum of four years see [Part 17 Section 8](#).
- Step 4:** Calculate the approved yield using the applicable Category B or C current procedure.

## 1523 Dividing APH Databases

---

When a P/T/TMA is divided into more than one P/T/TMA the insured must establish production and acreage history according to the new structure in the **AD using** the following procedure.

An existing APH database established for one P/T/TMA may not be duplicated to establish an APH database for a different P/T/TMA.

**Exception:** In those instances where a fall and winter or spring practices are divided into additional practices due to the establishment of multiple planting periods (e.g., potatoes in Riverside, CA) APH databases may be separated by duplicating prior years' history for each P/T in this situation only. Yield descriptors DA, DV, and DG will be used to identify such duplicated actual production history. Production and acres for each P/T must be reported and maintained separately in subsequent years.

- (1) For the most recent APH crop year, acceptable production report(s) must be filed according to new P/T/TMAs for the current crop year. If not:

- (a) for carryover insureds, assigned yields will apply to APH databases with planted insurable acreage for the most recent APH crop year, see Para. [1686](#). For APH databases with no planted insurable acres, enter zero acres and a “Z” in the yield column (if sufficient space in the APH database) to indicate that continuity of records is maintained.

**Exception:** When a type is divided into additional types due to the establishment of multiple seasonal types and the insured does not have acceptable supporting production records on the basis of the new types for the most recent APH crop year, the insured may use the methods provided in (2)-(5) below to divide the APH databases. However, this exception does not change the requirements for OUs. Use yield descriptors PA, PV, and PG to identify when actual production history is apportioned. Production and acres for each P/T must be reported and maintained separately in subsequent years. For example, the blueberry type of highbush is divided into early, mid, and late types.

- (b) for new insureds, follow standard APH database procedures (actual records, variable T-Yields, etc.) for establishing separate APH databases according to P/T/TMAs applicable for the current crop year, refer to [Part 15 Section 4](#).
- (2) The insured must separate all prior production and acreage history by APH database according to the new structure in the **AD** using one of the following methods (i) thru (iii) below in the order listed see Example below.
- (a) Only one of the three methods below may be elected within a crop year for the crop/county and the selected method applies across all units by P/T/TMA for that crop year.
    - (i) Actual record certification/re-certification of separate production from known acres by P/T/TMA for the new structure in the **AD** see (3) below. When types or varieties are separated and the production was not commingled but was reported together according to the previous structure in the **AD**, the acreage and production must be recertified separately.
 

**Example:** Production is not commingled between grape varieties and the previous actuarial indicated several varieties of grapes insured under one group; for the current year one variety was removed from the group and made insurable as a separate type.
    - (ii) Apportion commingled production by P/T/TMA if different T-Yields have been established for the new structure in the **AD** using acreage records provided by the insured.
 

Use the Multi-Purpose Production and Yield Worksheet. See (4) below, Para. [1543](#) and Exh. [17](#). If the T-Yields are the same, prorate the production to planted acres of the applicable P/T according to Para. [1543C](#).

- (iii) Attribute the acres and production to the P/T/TMAs for the new structure in the actuarial document that normally has the highest yield (i.e., the highest T-Yield or, if the T-Yields are the same, the highest yielding P/T designated by RMA), see Para. 1523(5) and [1543D](#).

(b) Exceptions:

- (i) If the production history contained within the APH database(s) does not change as a result of the new P/T code change as indicated on the [AD](#), or the insured already has APH databases established according to the new P/Ts, no action is necessary to divide the APH databases. Apply the new P/T code to the APH database(s). Crops, when elected, are applicable to these APH databases.
- (ii) On any unit for any year, if only one P/T/TMA was planted on the unit, that unit's actual acres and production may be re-certified without regard to instructions for apportioning or attributing the acreage and production for other units for that year. Hard copy records of production previously reported will not be required for years outside the record retention period.

**Example:** In 2021, the insured had two units planted. On one unit both SF and CC practices were planted; on the second unit only CC acreage was planted and the insured may re-certify the CC acreage as actually planted (SF acreage will be re-certified as zero planted).

- (c) Production report records are separated one year at a time from the most current year to the least current year. If method (a)(i) is selected, the insured must re-certify year by year until records are not available and then move to method (a)(ii), then to method (a)(iii). Once an insured elects (a)(ii) or (a)(iii), they cannot go back to the prior method.

**Exception:** Loss records must be used.

**Example:** Crop years 2021 to 2013 are being separated for the 2022 crop year. The insured certifies actual production and acreage records, by P/T/TMA for the 2021 crop year for the new structure in the [AD](#). The insured uses actual production and acreage records to re-certify the 2020, 2019 and 2018 actual yields by the P/T/TMA for the new structure in the [AD](#). Acceptable records are not available to re-certify other prior years.

The insured provides acreage records to apportion 2017 production 2016 and prior years may not be separated based on re-certified production and acres. Prior years may only be separated by apportioning or attributing, see (b) Exception above.



If the insured cannot apportion the 2016 crop year because separate acreage records are not available, 2016 must be attributed. The insured must then attribute 2015 and prior years' acres and production to the highest-ranking P/T/TMA. Attributing is mandatory for 2015 and prior crop years, see (b) Exception above.

- (3) If production is certified/re-certified to the P/T/TMAs, follow standard APH database procedures:

**Step 1:** Acceptable production report(s) must have been filed according to P/T/TMAs for the current crop year, refer to [Part 15 Section 4](#). If acceptable production reports are not filed for carryover insureds, enter the assigned yield.

**Step 2:** Enter the certified/re-certified production, acres, actual yields, and assigned yields (for carryover insureds) into the APH database.

**Step 3:** If less than four years of acceptable records are available and other production history is not available that could be apportioned or attributed, enter the applicable variable T-Yield to establish an APH database with a minimum of four years.

If SA T-Yields were applicable in the prior year and there are less than four years of actual and assigned yields for the APH database, recalculate the SA T-Yields using the simple average of approved yields for all APH databases by P/T/TMA and enter the recalculated SA T-Yield in the yield column to establish an APH database with a minimum of four years, see Para. [1774](#).

**Step 4:** Calculate the approved yield according to applicable Category B or C procedure.

- (4) If production is apportioned to P/T/TMAs, the Multi-Purpose Production and Yield Worksheet must be used. If the T-Yields are the same, prorate the production to planted acres of the applicable P/T according to Para. [1543C](#). If SA T-Yields were applicable in the prior year and there are less than four years of actual and assigned yields for the APH database, recalculate the SA T-Yields using the simple average of approved yields for all APH databases by P/T/TMA and enter the recalculated SA T-Yield in the yield column to establish an APH database with a minimum of four years. See Para. [1774](#) and Exh. [17](#).

**Step 1:** Acceptable production report(s) must have been filed according to P/T/TMAs for the current crop year, refer to Part 15 Section 4. If acceptable production reports are not filed for carryover insureds, enter the assigned yield.

**Step 2:** Enter the acres, apportioned production and yields, and assigned yields (for carryover insureds) in the APH database.

**Step 3:** If less than four years of acceptable records are available and other production history is not available that could be attributed, enter the applicable variable T-Yield to establish an APH database with a minimum of four years. If a T-Yield has not been established, a RO Determined Yield is necessary. See [Part 17 Section 4](#) and [Part 20](#) for RO Determined Yield Request.

**Step 4:** Calculate the approved yield according to applicable Category B or C procedure.

- (5) If production is not certified/re-certified or apportioned to the P/T/TMAs, the acreage and production is attributed to the P/T/TMA that has the highest T-Yield (e.g., when the NI practice divided into SF and CC, attribute the production to the SF APH database) or, if the T-Yields are the same, to the highest yielding P/T designated by RMA, see Exh. [15](#).

(a) For the P/T/TMA with the highest T-Yield:

- Step 1:** Acceptable production report(s) must have been filed according to P/T/TMAs for the current crop year, refer to [Part 15 Section 4](#). If acceptable production reports are not filed for carryover insureds, enter the assigned yield.
- Step 2:** Enter the production, acres, actual yields, and assigned yields (for carryover insureds) in the APH database.
- Step 3:** If less than four years of acceptable records are available, enter the applicable variable T-Yield (by P/T/TMA) to establish the new four-year APH database. If SA T-Yields were applicable in the prior year and there are less than four years of actual and assigned yields for the APH database, recalculate the SA T-Yield using the simple average of approved yields for all APH databases by P/T/TMA, see Para. [1774](#) and enter the recalculated SA T-Yield in the yield column to establish an APH database with a minimum of four years.

(b) For the P/T/TMAs with lower T-Yields:

- Step 1:** Acceptable production report(s) must have been filed according to P/T/TMAs for the current crop year, refer to Part 15 Section 4. If acceptable production reports are not filed for carryover insureds, enter the assigned yield.
- Step 2:** Divide the lower T-Yield published for each applicable P/T/TMA by the highest P/T/TMA T-Yield published to determine a percentage factor. For example, CC T-Yield of 32 (lower) divided by the SF T-Yield of 40 (highest):  $32/40 = 0.80$  (rounded to two places) or 80 percent.
- Step 3:** Apply the percentage factor (by P/T/TMA) determined in Step 2 to the approved yield for the highest T-Yield P/T/TMA to calculate a Determined Yield for the lower T-Yield P/T/TMAs.

**Example:** SF approved yield of  $29 \times 0.80 = 23$ . The Determined Yield will not exceed the lower T-Yield for each applicable P/T/TMA for any year acreage and production is attributed. The Determined Yield will be identified with a "F" Yield descriptor.

## 1523 Dividing APH Databases (Continued)

---

**Step 4:** Calculate the approved yield following the applicable Category B or C procedure.

## 1524 No Actual or Assigned Yields

---

If there are no actual or assigned yields in the APH databases being combined or divided:

**Step 1:** Acceptable production report(s) must have been filed according to P/T/TMA for the current crop year. For carryover insureds, if acceptable production report(s) are not filed for the current crop year and insurable acreage was planted for the previous policy year, enter the assigned yield. For zero-planted, enter “Z” in the yield column if sufficient space exists in the APH database. Zero-planted acres are used to indicate that continuity of records is maintained. For new insureds, standard APH database procedures (actual records, variable T-Yields, new producer, etc.) apply according to the applicable P/T/TMA for the current crop year.

**Step 2:** Complete the APH database with a minimum of four years the current variable T-Yield (by P/T/TMA). If no T-Yield has been established, a RO Determined Yield will be necessary. See [Part 17 Section 4](#) and [Part 22](#) for RO Determined Yield Request.

**Step 3:** Calculate the approved yield using applicable Category B or C procedure.

## 1525-1530 (Reserved)

---

## Section 3: T-Yields

### 1531 General Information

---

If less than four years of actual and/or assigned yields are available in an APH database (unit/P/T/TMA), the APH database is completed with a variable T-Yield based on the number of years of actual and/or assigned yields available for the crop in the county see Para. [1503](#). T-Yields contained in carryover insureds' APH databases must be replaced with the current crop year's T-Yields. For Category C crops see [Part 18 Section 6](#).

### 1532 T-Yield Methods

---

T-Yields are published in the [AD](#). The T-Yields will be used to calculate variable T-Yields by crop and county, when necessary to calculate approved yields. T-Yields are established by the following.

#### A. Insurable P/Ts

Separate approved yields are required for each P/T in the [AD](#). Separate APH databases must be established for each P/T. See [Part 19](#) for individual crop instructions.

**Exception:** Refer to [Part 11 Section 3](#) for establishing APH databases for corn, cotton, and grain sorghum when skip-row practice is applicable.

#### B. Map Areas

In addition to P/T, T-Yields may be assigned for certain areas within a county TMA. Acreage located in TMA with different T-Yields or having a different T-Yield requires separate APH databases.

For units located in more than one TMA (except for land assigned a High-Risk T-Yield), the variable T-Yield is determined by the number of years of actual and/or assigned yields provided for the crop and county. Separate APH databases are not required for maps used only to assign rates (including areas with high-risk rate adjustment factors that have not been assigned separate (different) T-Yields).

#### C. High-Risk Land

The [AD](#) may indicate high-risk rate adjustment factors and assign high-risk T-Yields to high-risk land (generally identified as AAA, BBB, or CCC on the [AD](#)) via a T-Yield Map. RMA may also assign high-risk T-Yields to unrated land by WA.

When high-risk T-Yields are used to complete a four-year database, they are not reduced by the variable T-Yield percentage if less than three years of actual and/or assigned yields are available for the crop. Separate APH databases are required and must be maintained for land with high-risk T-Yields. High-risk T-Yields are preceded by the yield descriptor "F" when used to calculate the approved yield.

**D. Transitional and Certified Organic Practices**

Beginning with the 2017 crop year, actual yields from transitional APH databases may no longer be used to complete the certified organic APH database when establishing APH databases. For certified organic acreage with less than four years of actual/assigned yields, the applicable T-Yields for the certified organic practice are used to complete the certified organic APH database when establishing an APH database. This is not retroactive to certified organic APH databases established in prior crop years. Transitional actual yields (identified with yield descriptor “G”) used to establish certified organic APH databases in prior years will remain in such APH databases until they roll out (i.e., 4 or more years of actual certified organic yields become available for the APH database). See Exh. [17](#) for example.

For acreage in transition to organic with less than four years of actual/assigned yields, applicable T-Yields for the transitional practice are used to complete the transitional APH database when establishing APH databases. See Para. [1702Q](#) for procedures related to transitioning to organic without an organic certificate, or written documentation from a certifying agent, indicating an organic plan is in effect.

---

**1533-1540 (Reserved)**

---

## Section 4: Reporting Production for P/T/TMAs

### 1541 Applicability

---

Production must be reported by P/T/TMAs, including land with different high-risk T-Yields, indicated by the [AD](#).

### 1542 Separate Production

---

A yield must be determined for each P/T/TMA by establishing a separate APH database using the separated acres and production. An APH database established for one P/T/TMA may not be duplicated to establish an APH database for a different P/T/TMA.

### 1543 Separating Commingled Production

---

When production for P/T/TMAs has been commingled, separate production must be determined for each P/T/TMA by the following.

#### A. Recertification

The insured provides a yield by P/T/TMA from past production records, accounts for total disposition, and the verifier considers resulting yields reasonable.

#### B. Apportionment

The production is apportioned using the Multi-Purpose Production and Yield Report Worksheet by following the Multi-Purpose Production and Yield Worksheet instructions, see [Exh. 17](#).

#### C. Proration

The production is prorated when the T-Yields for the P/Ts are the same and the insured is unable to provide a yield estimate and the acreage of the P/Ts is known. Production is prorated by:

- (1) dividing the total commingled production by the total planted acres from which the commingled production was harvested; and
- (2) then multiplying the resulting average yield times the acres of each P/T.

The prorated production, planted acres and average yield, is entered in the APH database.

Identify prorated production with the “PA” yield descriptor.

#### D. Attribution

When production has been commingled between P/T/TMAs and the production cannot be separated using one of the methods above, the total acreage and production will be attributed to the P/T/TMA with the highest published T-Yield.

**D. Attribution (Continued)**

If the published T-Yields are the same, attribute the total acres and production to the highest yielding practice as designated by RMA (e.g., irrigated if irrigated and non-irrigated practices; SF, if SF and CC practices; spring wheat, if spring and durum wheat types; winter wheat, if spring and winter type production was commingled).

For each APH crop year reported (2021, 2020, etc.) that acreage and production must be attributed to the highest yielding P/T/TMA, determine the annual yields for P/T/TMAs with lower T-Yields as follows:

**Step 1:** Divide the lower T-Yield published for the P/T/TMA by the highest P/T/TMAs published T-Yield, whichever is applicable, to determine a percentage factor (round to two places).

**Example:** The production for 2021 for the irrigated and non-irrigated practices was commingled. The non-irrigated T-Yield is 90 and the irrigated T-Yield is 160:  $90 \div 160 = 0.56$ .

If the T-Yields are the same, the factor will be 1.0.

**Step 2:** Multiply the percentage factor determined in Step 1, times the approved yield determined for the P/T/TMA to which the acreage and production was attributed. The determined yield will not exceed the T-Yield published for the lower applicable P/T/TMA.

**Example:** If the approved yield using the acres and production attributed to the practice with the highest T-Yield (irrigated) is 140, using the factor determined in Step 1, the determined yield for the non-irrigated practice would be 78 ( $140 \times .56$ ).

If the T-Yields are the same, the determined yield will be the approved yield for the highest yielding P/T if lower than the lower yielding P/T's variable T-Yield.

**Step 3:** Enter the determined yield in the yield column of the APH database, identified by the yield descriptor "F" and calculate the approved yield following the applicable crop procedure. If the T-Yield changes in a subsequent crop year, determined yields calculated correctly for a previous crop year are not recalculated.

**E. Commingled Organic Production**

Separate production reports and records are required for certified organic and acreage transitioning to certified organic. For APH purposes, if the commingled production for Category B crops is from the:

## **1543 Separating Commingled Production (Continued)**

---

### **E. Commingled Organic Production (Continued)**

- (1) conventional acreage and certified organic or acreage transitioning to certified organic, the production is considered conventional and the yield data must be added to the conventional APH database.
- (2) certified organic acreage and acreage transitioning to certified organic, the production is considered transitional and the yield data must be added to the transitional APH database.

The Multi-Purpose Production and Yield Worksheet cannot be used to separate production between certified organic, transitional, and conventional practices.

### **1544-1600 (Reserved)**

---



## PART 16: APH DATABASE YIELD OPTIONS, REDUCTIONS, AND CORRECTIONS

### Section 1: APH Yield Adjustment

#### 1601 Yield Adjustment General Information

---

For APH yield calculation purposes, insureds may elect to substitute 60 percent of the applicable T-Yield for actual yields (does not apply to assigned and temporary yields) that are less than 60 percent of the applicable T-Yield to mitigate the effect of catastrophic year(s). Insureds may elect the APH YA and substitute 60 percent of the applicable T-Yield for low actual yields caused by drought, flood, or other natural disasters.

BFR or VFRs who elect APH YA will substitute 80 percent of the applicable T-Yield instead of 60 percent of the applicable T-Yield. All other requirements for YA remain unchanged, including the requirement that the actual yield being replaced must be less than 60 percent of the applicable T-Yield to qualify for YA. When a person no longer qualifies as a BFR or VFR in subsequent crop years, the YA elected by the insured will use a replacement yield of 60 percent of the applicable T-Yield which is the same replacement yield used by all non-BFR or VFRs.

**Example:** The insured is a BFR or VFR and qualifies to use previous producer's actual yields on transferred acreage and has elected YA for all eligible actual yields. In this example:

- (a) the 2012-2019 county T-Yield are 97 bushels ( $97 \times 0.8 = \text{YA } 78$ ); and
- (b) the 2020-2021 county T-Yields are 110 ( $110 \times 0.8 = \text{YA } 88$ ).

#### 1602 Election of APH Yield Adjustment

---

- (1) The election must be made no later than the applicable PRD for the crop.
- (2) The election is made on crop/county basis and are applied on an APH database actual yield basis by year.
- (3) The election is continuous and will remain in place unless canceled.
  - (a) Substituted yields elected in prior crop years will continue to apply unless the insured notifies the AIP by the PRD.
  - (b) See Para. [1605](#) for instructions on selecting the method to calculate approved yields.
- (4) Elections are applicable to Category B and Category C APH crops, unless otherwise limited by procedures in this section or [Parts 17](#), [18](#), and [19](#).

#### 1603 Cancelling APH Yield Adjustments

---

The insured may cancel the YA election either for all years or for any individual year(s) within APH databases.

- (1) Cancellations must be made no later than the crop's PRD for the current crop year.

## 1603 Cancelling APH Yield Adjustments (Continued)

---

- (2) If YA elections or individual yearly yield substitutions are canceled, actual yields will be used to calculate APH yields.
  - (a) Cups are applicable when elected and the insured did not opt out of having a cup apply, when yield substitution(s) were applicable the previous APH crop year. See [Part 16 Section 4](#).
  - (b) Yield floors are applicable for Category B APH crops only, based on a percentage of the applicable T-Yield for the P/T/TMA using the number of years of actual/assigned yields provided for the crop and county.
- (3) If the policy is transferred to another AIP (or canceled and rewritten) the APH yield adjustment election is canceled.

## 1604 T-Yields Used for YA

---

### A. T-Yields

T-Yields used for YA are those contained on the **AD** or, if applicable, other T-Yields calculated under APH procedures such as:

- (1) SA T-Yields for added land or new crop/P/T;
- (2) Determined irrigated T-Yields;
- (3) T-Yields assigned by ROs; and
- (4) Perennial Crop T-Yields or weighted average T-Yields calculated on the Weighted Average Age/Density Worksheet.

AIPs must identify and maintain such other T-Yields as long as they are needed for yield adjustment purposes. When a policy is transferred to another AIP, this information must be provided as part of the APH record. When these T-Yields are replaced by four actual/assigned yields, yield substitutions will be calculated from the T-Yield as provided by the applicable **AD**.

### B. Applicable Crop Year T-Yields for Category B and C Crops

- (1) Yield substitutions for new and carryover insureds are based on the T-Yield in place, corresponding to the crop years contained in APH databases, as follows:
  - (a) substitute yields for the 2001 and prior APH crop years will be based on the 2001 crop year T-Yields.

**B. Applicable Crop Year T-Yields for Category B and C Crops (Continued)**

**Example:** When actual yields are reported for the 1995-2001 APH crop years, 60 percent of the 2001 T-Yield will be used to determine substitute yields for the 1995-2001 APH crop years, unless the insured is eligible for BFR or VFR benefits. If the insured is eligible for BFR or VFR benefits, 80 percent of the 2001 T-Yield will be used to determine substitute yields for the 1995-2001 APH crop years.

- (b) substitute yields for the 2002 and subsequent APH crop years will be based on the 2002 and respective subsequent crop year T-Yields.

**Example:** Yield substitutions for the:

2012 APH crop year will be 60% of the 2012 T-Yield;  
2020 APH crop year will be 60% of the 2020 T-Yield; and  
2021 APH crop year will be 60% of the 2021 T-Yield.

If the insured is eligible for BFR or VFR benefits, yield substitutions for the:

2012 APH crop year will be 80% of the 2012 T-Yield;  
2020 APH crop year will be 80% of the 2020 T-Yield; and  
2021 APH crop year will be 80% of the 2021 T-Yield.

- (2) When coverage is initially established for a new P/T on the actuarial document, 60 percent of the T-Yield for the new P/T will be used to determine substitute yields for that APH crop year and for prior APH crop years (e.g., a new practice was established for 2022 therefore, 60 percent of the 2022 T-Yield is used for 2022 and prior APH crop year yield substitutions). Substitute yields for subsequent APH crop years will then be 60 percent of respective subsequent crop year T-Yield.

**Exception:** If the insured is eligible for BFR or VFR benefits, 80 percent of the T-Yield for the new P/T will be used to determine substitute yields.

- (3) For Category C APH crops, when T-Yields or Weighted Average T-Yields are based on Age/Density/Early/Mid/Late the following applies for YA:

(a) if T-Yields are applicable, use the applicable T-Yield for the Age/Density/Early/Mid/Late of the crop for the applicable crop year being substituted. See [Part 18 Section 3](#) for Age/Leaf Year determinations.

(b) if weighted average T-Yields are applicable, the weighted average T-Yield is used.

- (4) If a T-Yield is not available for a crop year in which the producer seeks to substitute a yield, contact the RO to obtain an assigned T-Yield for that crop year.

**A. Category B Crops**

For Category B Crops the first crop year that yield substitution(s) are elected:

- (1) make the following calculations for each APH database:
  - (a) calculate the average adjusted APH yield by substituting 60 percent of the applicable T-Yield for eligible actual yields that are less than 60 percent of the applicable T-Yield (YA) (80 percent for BFR or VFR);
  - (b) calculate the cupped yield, if elected and applicable, see [Part 16 Section 4](#); and
  - (c) calculate the yield floor; if applicable, see [Part 17 Section 2](#).
- (2) insureds may choose by the PRD the actual yields (crop year) within an APH database to be substituted and the method, by unit/P/T/TMA and, to determine the approved yield:
  - (a) for CAT coverage, the average adjusted APH yield as calculated under APH procedure.
  - (b) for additional coverage, the average adjusted APH yield or the higher of the yield floor or cupped yield, if elected and applicable, calculated under APH procedure.
- (3) approved yields calculated when yield substitutions are used, are not eligible for yield floors.
- (4) If MYs are applicable, apply yield substitutions after the individual APH data has been summarized on the MY summary. Separate MYs are required for TMA, designated homogeneous MY areas, and by P/T, see [Part 17 Section 5](#) and Exh. [17](#) for APH MY summary instructions and requirements.
  - (a) AIPs must submit one MY summary record for each MY to RMA. The MY summary record must contain the summarized data prior to APH adjustments. RMA will validate MY summary records for which yield substitutions are applicable.
  - (b) Yield substitutions, approved yields, and rates will be determined at the MY level.
- (5) For a SF practice using the special instructions in [Part 11 Section 2](#), make yield substitutions (if applicable) to both the SF and the (CC) practices using 60 percent (80 percent for BFR or VFR) of the respective practice's applicable T-Yield prior to determining the "higher" yield to be used for the SF practice.

**B. Substitutable Yields with a Combination of Insured and Uninsured Causes of Loss**

Low actual yields caused by a combination of insured causes of loss and uninsured causes of loss may only be substituted if the weighted yield per acre on a weighted basis, including any uninsured cause of loss appraisal, is below 60 percent of the applicable T-Yield.

**Example 1:** The APH database consists of 100.0 acres (the applicable T-Yield is 100 bu. per acre). The insured harvested 3,000 bu. and an uninsured cause of loss of 20 bu. per acre was assessed on the entire acreage for failure to follow good farming practices.  $3,000 + 2,000 (20 \text{ bu.} \times 100.0 \text{ acres}) = 5,000 \div 100.0 = 50 \text{ bu. per acre}$ . The actual yield reported for APH is 30 bu. per acre, but the acreage still qualifies for yield substitution because the per acre yield (including the uninsured cause appraisal) was below 60 percent of the applicable T-Yield (60 bu.).

**Example 2:** The APH database consists of 110.0 acres (the applicable T-Yield is 50 bu. per acre). A fire started by the insured's combine destroyed 35.0 acres of a 55.0-acre field. The AIP assessed 48 bushels per acre uninsured cause of loss on the acreage destroyed by fire. The insured harvested 800 bushels from the remaining 20.0 acres of the field. A hailstorm damaged 55 acres of the same unit in another field which was released to be put to another use with a 10-bushel appraisal.  $1,680 (35.0 \text{ acres} \times 48 \text{ bu.}) + 800 (20.0 \text{ acres} \times 40 \text{ bu.}) + 550 (55.0 \text{ acres} \times 10 \text{ bu.}) = 3,030 \div 110 = 28.0 \text{ bu. per acre}$ . The actual yield reported for APH is 12.0 bu. per acre ( $800 + 550 \div 110$ ), but the acreage still qualifies for yield substitution because the per acre yield (including the uninsured cause appraisal) was below 60 percent of the applicable T-Yield (30 bu.).

**C. Category C Crops**

- (1) Sixty percent of the applicable T-Yield will be substituted for actual yields that are less than 60 percent of the applicable T-Yield (80 percent for BFR or VFR) due to drought, flood, or other natural disasters.

Some Category C T-Yields are established for specified ages, variety, densities, etc. As the crop's age changes, different T-Yields apply; therefore, substitute yields must be based on 60 percent of the applicable T-Yield (80 percent for BFR or VFR) for the age for individual crop year being substituted, as indicated in Para. [1604B](#).

Weighted average T-Yields are the applicable T-Yields for YA purposes. They are not "set" and may change from year to year. A weighted average T-Yield, see Weighted Average Age/Density/Early/Mid/Late Worksheet, Exh. [18](#) Examples, for the current crop year must be calculated for each APH database. YA is 60 percent of the T-Yield (80 percent for BFR or VFR) provided in the [AD](#) for the weighted average Age/Density/Early/Mid/Late for each individual crop year(s) within an APH database as indicated in Para. 1604B.

- (a) The first crop year YA(s) are elected or if all applicable YA(s) canceled for at least one APH crop year for each APH database:

**C. Category C Crops (Continued)**

- (i) calculate the average adjusted APH yield (after YAs are made);
  - (ii) calculate the cupped yield if applicable;
  - (iii) calculate the weighted average APH yield using Weighted Average Age/Density/Early/Mid/Late Worksheets, if applicable;
  - (iv) by the PRD, the insured must choose the method used to determine the approved yield, by selecting the:
    - (A) cupped yield, if elected;
    - (B) average adjusted APH yield by substituting 60 percent of the applicable T-Yield for eligible actual yields (80 percent for BFR or VFR); or
    - (C) approved yield without YA or cup; and
- (b) APH databases that do not contain YAs remain eligible for cups, when elected and authorized by procedure.
- (2) YA is not applicable to the Category C APH database when:
  - (a) an approved yield cannot be determined by the AIP and a RO Determined Yield is required.
 

**Exception:** YA may be authorized by the RO when providing the RO Determined Yield.
  - (b) AIPs are authorized by the CIH to determine the approved yield when high variability conditions (alternate bearing/downward trend) are triggered ([Part 18 Section 4](#)). High variability (Para. [1863](#)) must be determined prior to determining eligibility for YA.
  - (c) AIPs are delegated responsibility by RO UG to calculate the approved yield in lieu of submitting a RO Determined Yield Request.
 

**Exception:** YA may be authorized by the RO through the UG.
  - (d) acreage not meeting the CP insurability minimums when uninsurable and insurable acreage is commingled.
  - (e) production is commingled by practice, type or other characteristic (e.g., age) and a weighted average T-Yield was not calculated.
  - (f) any actual yields in the APH database were adjusted.

## 1605 Calculating Approved Yields When YA is Elected (Continued)

---

### C. Category C Crops (Continued)

- (g) significant changes have occurred to Trees/Vines/Bushes as identified on the PAW and/or PAIR.

**Exception:** Contact the RO concerning appropriate T-Yields for yield substitution purposes.

- (h) the crop is pistachios.

## 1606 Determining Premium Rates

---

If the approved yield calculation chosen by the insured includes at least one substituted actual yield, an optional coverage rate may apply as provided in the actuarial document.

The rate yield is equal to the average yield when yield substitutions are used in an APH database with the following exceptions:

- (1) the approved yield is reduced for Inconsistent approved yields (see Para. [1674](#) for Inconsistent approved yield determination procedures). In these situations, the rate yield is equal to the approved yield; and
- (2) the approved yield is reduced for Different Production Methods being carried out for the current crop year which results in lower actual yields (see Para. [1675](#) for Different Production Method determination procedures). In these situations, the rate yield is equal to the approved yield.

## 1607-1610 (Reserved)

---

## Section 2: APH Yield Exclusion

### 1611 YE General Information

---

YE, when elected, allows the exclusion of actual yields for a certain crop year when RMA determines the county per planted acre yield for a crop year was at least 50 percent below the simple average of the per planted acre yield for the crop in the county for the previous 10 consecutive crop years. When a crop year is determined to be eligible for YE for a crop in a county, insureds in contiguous counties will also be eligible to exclude actual yields for that crop year under YE.

The YE option and eligible crop years for exclusion are identified in the [AD](#). When YE is elected, insureds may exclude actual yields in any eligible crop year(s) that are identified in the [AD](#).

### 1612 Eligibility for YE

---

#### A. Election

To be applicable for the current crop year, the insured must elect YE:

- (1) By the applicable SCD;
- (2) On a crop/county basis; and
- (3) On an Application or Policy Change form by including the “YE” option code.

AIPs are responsible for advising insureds who elect YE that all actual yields in an eligible crop year are automatically excluded unless the insured opts out of excluding an actual yield in an eligible crop by identifying the yield not to be excluded in the APH database.

#### B. Availability

The option must be provided in the [AD](#) for YE to be available for the crop and county. YE is available for both CAT and additional coverage policies. Crop years eligible for exclusion are identified in the [AD](#).

#### C. Continuous Election

YE is a continuous election that remains in effect unless canceled.

### 1613 Cancellation

---

YE must be canceled in writing on or before the cancellation date for the crop for the effective crop year. (See Para. [1618](#) to change an actual yield exclusion of an eligible crop year within an APH database.) When an insured cancels YE:

- (1) Actual yield exclusions for eligible crop year(s) no longer apply for that crop year; [and](#)
- (2) Yield substitution and cups, when elected, and yield floors, as applicable, may apply.



## 1614 Transfers

---

When the policy is transferred to a different AIP, YE is considered canceled, as is any other option, endorsement, WA, etc. If the insured would like to continue the use of YE, the insured must make that election with the assuming AIP on or before the SCD.

## 1615 Applicability of WAs

---

Generally, WAs are eligible for YE if the [AD](#) for the crop/county identify the YE option and eligible crop years. The following exceptions apply.

- (1) When a WA (e.g., TC and TP WA) makes an irrigation practice (either irrigated, non-irrigated, or limited irrigation) insurable, YE is not available because the irrigation practice is not an insurable practice listed on the [AD](#) for the crop/county.
- (2) YE is not applicable for XC WA (crop is not insurable in the county).
- (3) In accordance with the WAH, a WA cannot be used to add the YE option when the crop/county does not contain the YE option in the [AD](#).

## 1616 Applicability of Yield Limitations and Yield Reductions

---

### A. Yield Floors

Approved yields using yield exclusion are not eligible for yield floors. APH databases without excluded actual yields remain eligible for yield floors, when authorized by [Part 17, Section 2](#).

### B. Cups

Cups, if elected may apply even when YE is elected.

### C. Yield Reductions

Procedures concerning yield reductions contained in [Part 16, Section 5](#) are unaffected when YE is elected.

Actual yields reduced due to being identified as an excessive yield cannot be excluded under the YE option.

While actual yields in an eligible crop year may be excluded in APH databases, reductions of approved yields due to inconsistent approved yields or different production methods continues to apply when Para. [1674](#) and [1675](#) applies to an APH database.

## 1617 Actual Yields Eligible for YE

---

Actual yields in an APH database identified with the following yield descriptors are eligible for exclusion if they are in an eligible crop year for exclusion identified in the [AD](#) see Exh. [15](#) for list of yield descriptors and their meaning:

A, AY, FA, NA, PA, DA, NW, PW, WY, R, PR, NR, RY, BF, AC, AP, VF

When the insured has elected the YE option, an insured may choose, by APH database and by eligible crop year, whether or not to exclude an actual yield for that specific crop year.

- (1) Eligible crop years for exclusion are identified in the **AD**. There is no limit to the number of actual yields in eligible crop years that can be excluded from an APH database.
- (2) When YE is elected, YE applies to all actual yields in eligible crop years eligible for exclusion identified in the **AD** for all APH databases unless the insured notifies the AIP in writing by the PRD of any actual yield(s) for an eligible crop year(s) they choose to retain.

**Example:** Although a crop year is eligible for exclusion, the insured's actual yield in an APH database is above average for the crop year and the insured chooses to not exclude the actual yield.

- (3) Any actual yield in an eligible crop year the insured chooses to not exclude must be identified in the APH database with a Yield Exclusion Opt Out flag.
  - (a) Use a "Y" in the Yield Exclusion Opt Out flag of the APH database to indicate the insured is choosing to not exclude an actual yield in an eligible crop year for exclusion (opting out of YE for that actual yield) and that the actual yield will remain in the calculation of the approved yield.
  - (b) See DSSH for the APH database form standards for YE. When an insured has chosen to opt out of YE for an actual yield(s) in an eligible crop year in an APH database, the insured must sign the APH database form.

**Note:** If there are multiple APH databases on the same form, only one signature is required. An insured is not required to sign the APH database form if they do not opt out of exclusion for any actual yields in an eligible crop year.

- (4) Actual yields in an eligible crop year that are excluded continue to be reported in an APH database using the applicable yield descriptors identified in Exh. [15](#).
- (5) Any exclusion or opt out of exclusion of an actual yield(s) in eligible crop years in an APH database continues to apply in subsequent crop years unless the insured cancels the YE option by the SCD for the crop or notifies the AIP in writing by the PRD to change which actual yields are excluded or opted out of exclusion. If the insured chooses to no longer exclude an eligible crop year in an APH database by the PRD, the previously excluded actual yield(s) are used to calculate APH yields. However, yield floors are applicable for Category B APH crops only based on a percentage of the applicable T-Yield for the P/T/TMA using the number of years of actual/assigned yields provided for the crop and county.
- (6) If the exclusion of actual yields for eligible crop year(s) results in less than four years of yields being used in the APH database, the applicable T-Yield is used to maintain a minimum base period of four yields.

## 1618 Exclusion of an Actual Yield for an Eligible Crop Year Within an APH Database (Continued)

---

If the variable T-Yield applies to an APH database, the T-Yield used to complete the four-year minimum base period uses the variable T-Yield percentage based on the number of years of actual/assigned yield(s) for the crop in the county. Excluded yield years continue to count as a year of producing the crop for variable T-Yield, percent of yield floor, new producer and BFR or VFR purposes.

**Note:** The number of years of actual/assigned yields for the crop in the county must be reported in the actual yield year count field in the PASS P15 record by the AIP to ensure the correct percentage is applied to the variable T-Yield.

**Example 1:** An APH database consists of two SA T-Yields and two actual yields (the SA T-Yield is the applicable T-Yield). The insured excludes one of the actual yields in an eligible crop year for exclusion. The APH database is completed with the SA T-Yield that applies to that APH database.

**Example 2:** An insured only has one APH database for the crop and it consists of three variable T-Yields (E yield descriptor for 80 percent of the county T-Yield) and one actual yield in an eligible crop year for yield exclusion. The insured elects to exclude the actual yield and the APH database is completed with the variable T-Yield (80 percent of the county T-Yield because variable percentage of T-Yield is based on number of years of actual/assigned yields for the crop and excluded eligible crop years continue to count for the purposes of determining variable T-Yield percentage).

- (7) The most recent crop year will not be identified as eligible for yield exclusion in the **AD** since the production data necessary for RMA to determine whether the most recent crop year meets the criteria for exclusion is not available until after the PRD for that crop year.
- (8) Any crop year prior to 1995 will not be identified as eligible for yield exclusion.
- (9) Actual yields in an eligible crop year that are excluded are still subject to APH reviews.

## 1619 YE Interaction with YA

---

- (1) A producer may elect and apply both YA and YE options on a policy and within an APH database.
- (2) Only one option, either YE or YA, can be applied to an actual yield for an eligible crop year within an APH database.
- (3) If the insured has elected both YE and YA to apply to all eligible crop years and a crop year qualifies for both elections, YE will apply to an actual yield in an eligible crop year unless the insured chooses to not exclude that yield in the APH database.
  - (a) If the insured chooses to not apply yield exclusion for an eligible crop year, identify such yield in the APH database in the Yield Exclusion Opt Out, see Para. [1618](#) (3).
  - (b) If YA has been elected, yield substitution will apply to the actual yield if it qualifies and the insured chose to opt out of excluding the actual yield.

## 1619 YE Interaction with YA (Continued)

---

- (c) If the insured chooses to opt out of excluding an actual yield in an eligible crop year and not substitute an actual yield that qualifies for yield adjustment, use the yield descriptor NA and identify such yield in the APH database in the Yield Exclusion Opt Out, see Para. [1618](#) (3).

## 1620 Impact of YE Specific to Category B Crops

---

### A. Impact of YE on MY

If MYs are applicable, apply yield exclusions to eligible crop years after the annual yields from APH databases have been summarized on the MY summary. See [Part 17 Section 5](#) and Exh. [17](#) for APH MY summary requirements. Yield exclusions, adjusted yields, average yields, approved yields, and rate yields are determined in the MY Summary.

### B. Impact of YE on SF Practice

For a SF practice using the special procedures in Para. [1122](#), make yield exclusions, if applicable, to both the SF and the CC practices prior to determining the “higher” approved yield to be used for the SF practice in accordance with Para. [1122B](#).

### C. Impact of YE on SA T-Yields

While added land and new crop/P/T procedures ([Part 17, Sections 7](#) and [8](#)) are not affected by the election of YE, the calculation for SA T-Yields is changed when an actual yield in an eligible crop year is excluded.

SA T-Yields will continue to be determined based on the crop year the APH database is established, by crop/P/T/TMA. However, instead of using the approved yield from each of the insured’s existing APH databases for the policy that have at least one year of actual/assigned yields, by crop/P/T/TMA to calculate the SA T-Yield, use:

- (1) the adjusted yield, see Para. [1623](#) below for those APH databases with excluded actual yields in an eligible crop year that have at least one actual/assigned yield prior to any exclusions; and
- (2) the approved yield for those APH databases where actual yields have not been excluded that have at least one actual/assigned yield.

All other calculations and requirements for use of the SA T-Yield remain unchanged.

**D. Impact of YE on North Dakota PTY**

The PTY is a T-Yield calculated using the insured's own actual yields and, if applicable, assigned yields. For insureds who elect YE, the PTY is used in place of RMA's published T-Yields contained in the [AD](#) or other calculated T-Yields authorized by the CIH, such as SA T-Yields for added land. As such, the total production and acres for all actual/assigned yields for an applicable P/T/TMA for an insured must be used to compute the insured's PTY, similar to how a county T-Yield is based on an average yield from all production in the county for that crop/P/T. Therefore, when an actual yield in an eligible crop year is excluded in an APH database, that actual yield is not excluded for the purposes of calculating the PTY.

When completing the PTY Summary, include the production and acreage associated with an actual yield that has been excluded in an APH database in the total production and acres for all actual/assigned yields for an applicable P/T/V/TMA used to complete the PTY Summary in accordance with the procedures in Informational Memorandum PM-06-028.

**E. Impact of YE on TA**

When an actual yield in an eligible crop year is excluded, an excluded actual yield is not considered for TA purposes when determining:

- (1) whether an APH database qualifies for TA by having at least an actual yield in one of the four most recent crop years, see FCIC-20220, Trend-Adjusted Actual Production History Standards Handbook Para. 11;
- (2) the applicable TA percentages, see FCIC-20220, Para. 21B; and
- (3) the highest actual yield in the APH database with one year of trend adjustment applied for the TA limitation of the approved yield for the APH database (see FCIC-20220, Para. 21H).

**1621 Impact of YE for Perennial Crops (Category C)**

---

- (1) When an actual yield in an eligible crop year is excluded, the excluded actual yield is considered when determining whether the crop meets production minimums or age/production minimums for insurability. Exclusion of an actual yield in an eligible crop year does not impact age requirements since the exclusion does not change the age of a perennial crop, see Para. [1803](#).
- (2) If an actual yield is reduced when a practice or production method (e.g., Removal, Dehorning, Grafting, Transitioning to Organic) was performed that reduced the insured crop's production for a specific crop year, then the actual yield for that crop year is not eligible for yield exclusion even if the crop year is an eligible crop year for exclusion in the [AD](#), see Para. [1834\(2\)](#) and [1881C](#).
- (3) If one of the actual yields in the most recent three crop years in the APH database is in a crop year that is eligible for exclusion in the [AD](#), the yield variance test in Para. [1863D](#) is not applicable and the APH database is not reduced for alternate bearing. The downward trending test in Para. [1863E](#) is applicable.

## 1622 Impact of YE for RO Determined Yields

---

For the current crop year, any RO Determined Yield Request sent to the applicable RO must identify both: the YE eligible crop years as provided in the [AD](#); and any YE eligible crop years the insured opts out of excluding. The RO will take YE applicability into consideration when determining the RO Determined Yield and applicable rate. A RO Determined Yield Request cannot be used to make a crop year eligible for yield exclusion.

## 1623 Adjusted Yield

---

When YE is applicable to an APH database, AIPs must calculate an adjusted yield, which is the average of the annual yields in the APH database:

- (1) without yield floor;
- (2) without cup;
- (3) without any yield exclusions; and
- (4) with yield substitutions, if YA is elected by the insured. If YA is not elected by the insured, yield substitutions are not included and the adjusted yield is the average of the annual yields in the APH database.

**Exception:** When yield reductions (see [Section 5](#)) apply to the APH database, the adjusted yield must equal the approved yield.

The approved yield will not be less than the adjusted yield when YE applies to the APH database.

The adjusted yield is not the same as the rate yield. The increase in coverage resulting from the YE relative to the APH yield without YE is used to determine the appropriate premium rate for the effective coverage.

**Note:** The adjusted yield for YE uses similar methodology as the adjusted yield for TA purposes.

## 1624 Rate Yield Calculation

---

The rate yield is equal to the average yield when yield exclusions are used in an APH database with the following exceptions:

- (1) the approved yield is reduced for inconsistent approved yields (see Para. [1674](#) for inconsistent approved yield determination procedures). In these situations, the rate yield is equal to the approved yield; and
- (2) the approved yield is reduced for Different Production Methods being carried out for the current crop year which results in lower actual yields (see Para. [1675](#) for Different Production Method determination procedures). In these situations, the rate yield is equal to the approved yield.

When the insured has excluded at least one eligible crop year's actual yield from an APH database, the following yields must be calculated for that APH database.

**A. Average Yield**

Calculate the average yield by:

- (1) summing the annual yields in the APH database, prior to yield exclusions, yield substitutions, trend adjustments, cup, or floor; and
- (2) dividing that sum by the number of annual yields in the APH database.

**B. Adjusted Yield**

Calculate the adjusted yield by:

- (1) Summing the annual yields:
  - (a) after substituting the applicable percentage of the applicable T-Yield for eligible actual yields that are less than 60 percent of the applicable T-Yield (YA), if elected (see [Part 16, Section 1](#) for details on yield substitutions);
  - (b) prior to excluding and/or trending any actual yields in an eligible crop year; and
  - (c) without applying any yield floor or cup;
- (2) dividing that sum by the number of annual yields in the APH database.

**C. Approved Yield**

Calculate the approved yield by:

- (1) summing the remaining annual yields after:
  - (a) excluding actual yields for eligible crop years as elected by the insured;  

**Note:** If less than four annual yields remain after excluding actual yields, use the applicable T-Yield to meet the APH database four-year minimum. If the applicable T-Yield for the APH database is the variable T-Yield, use the variable T-Yield percentage based on the number of years of actual/assigned yield(s) for the crop in the county to determine the T-Yield. See Para. [1618\(6\)](#).
  - (b) substituting YA, if elected;
- (2) dividing that sum by the number of years of annual yields that remain in the APH database (do not count the excluded annual yields) and applying any applicable yield reductions (see Para. [1616B](#)). The result is the approved yield when the insured has chosen to determine the approved yield with YE and YA, if elected.

**C. Approved Yield (Continued)**

**Exception:** The approved yield will not be less than the adjusted yield (see Para. [1623](#) above). If the yield calculated in C here is less than the adjusted yield, the adjusted yield calculated in B becomes the approved yield.

- (a) The AIP must report to PASS the YE option code and the yield limitation flag of 15 on the P15 record if an APH database has actual yields in eligible crop years excluded with no yield substitutions (trend adjustments may apply);

**Note:** This yield limitation flag is used for YE; YE, and TA; plus any other options. This flag is not used if YA applies to the APH database.

- (b) The AIP must report to PASS the YE option code and the yield limitation flag of 9 on the P15 record if an APH database has:

- (i) actual yields in eligible crop years excluded and has yield substitutions; or  
(ii) actual yields in eligible crop years excluded, yield substitutions and trend adjustments.

**Note:** This yield limitation flag is used whenever YA applies to an APH database including when YA and YE; YA, YE, and TA; plus any other options apply.

**D. Rate Yield**

The Rate Yield is equal to the average yield unless yield reductions apply, see Para. [1674](#) and [1675](#).

**1626 Determining Premium Rates When YE Applies to an APH Database**

---

If the approved yield calculation chosen by the insured excludes at least one actual yield in an eligible crop year, the average yield is used as the rate yield and the effective coverage level (based on the adjusted yield) is used for determining premium rate.

**1627-1630 (Reserved)**

---



## Section 3: Quality Loss Option

### 1631 QL General Information

---

Quality Loss Option (QL) will allow an insured to replace actual yields based on post-quality production in their APH database(s) with actual yields based on pre-quality total production. This replacement only applies when a notice of loss was timely filed, regardless of whether an indemnity payment occurred, and when the crop had quality-adjusted production.

The QL and eligible crops are identified in the [AD](#). When QL is elected, insureds may replace an actual yield based on total production adjusted for quality reductions (post-quality adjustment production) with an actual yield based on total production prior to any quality adjustment reductions (pre-quality adjustment production) this is referred to as QL replacement.

### 1632 Eligibility for QL

---

#### A. Election

To be applicable for the current crop year, the insured must elect QL:

- (1) by the applicable SCD;
- (2) on a crop/county basis; and
- (3) on an APH database and crop year basis by the PRD.

#### B. Availability

The option must be provided in the [AD](#) for QL to be available for the crop and county. QL is available for additional coverage policies. Insureds can consider Yield Cups, TA, YA, and YE as authorized, in any combination with the QL option for the applicable APH database.

QL can apply to prior crop years with quality losses, with supporting documentation, in the current year's APH database.

**Note:** A notice of loss must have been filed during the crop year the quality reduction occurred to replace the actual yield reduced by quality adjustment.

#### C. Continuous Election

QL is a continuous election that remains in effect unless canceled.

### 1633 Cancellation of QL Option

---

QL must be canceled in writing on or before the cancellation date for the crop for the effective crop year. (See Para. [1638](#) to change whether QL applies to an actual yield within an APH database.) When an insured cancels QL Option:

- (1) Actual yield replacement of quality adjusted production no longer applies; and
- (2) Yield substitution and cups, when elected, and yield floors, as applicable, may apply.

## 1634 Transfers

---

When the policy is transferred to a different AIP, QL is considered canceled, as is any other option, endorsement, WA, etc. If the insured would like to continue the use of QL, the insured must make that election with the assuming AIP on or before the SCD.

## 1635 Applicability of WAs

---

Generally, WAs are eligible for QL if the [AD](#) for the crop/county identify the QL option. The following exceptions apply.

- (1) When a WA (e.g., TC and TP WA) makes an irrigation practice (either irrigated, non-irrigated, or limited irrigation) insurable, QL is not available because the irrigation practice is not an insurable practice listed on the [AD](#) for the crop/county.
- (2) QL is not applicable for XC WA (crop is not insurable in the county).
- (3) In accordance with the WAH, a WA cannot be used to add the QL option when the crop/county does not contain the QL option in the [AD](#).

## 1636 Applicability of Yield Options, Limitations, and Yield Reductions

---

### A. Yield Floors

When the QL Option is elected, APH databases without QL replacement yields remain eligible for yield floors, when authorized for category B crops (see [Part 17, Section 2](#)).

Approved yields using QL replacement yields are not eligible for yield floors.

### B. Yield Cups

Cups, if elected, may apply even when QL is elected and an APH database contains QL replacement of actual yield(s).

### C. Yield Reductions

Procedures concerning yield reductions contained in [Part 16, Section 5](#) are unaffected when QL is elected.

Actual yields reduced due to being identified as an excessive yield cannot be replaced under the QL option.

While QL may apply to an APH database(s), reductions of approved yields due to inconsistent approved yields or different production methods continue to apply when Para. [1674](#) and [1675](#) applies to an APH database.

## 1637 Actual Yields Eligible for QL

---

Actual yields in an APH database identified with the following yield descriptors are eligible for QL replacement if there was a NOL filed.

A, AC, AP, AY, BF, DA, FA, NA, NR, NW, PA, PR, PW, R, RY, VF, WY

## 1638 QL Replacement of an Actual Yield Within an APH Database

---

When the insured has elected the QL option, an insured may choose, by APH database and by eligible crop year, whether or not to replace actual yields based on post-quality adjusted production (net production) with actual yields based on the pre-quality total production (gross production). The yields based on the pre-quality total production are referred to as QL replacement yields and are considered actual yields.

- (1) There is no limit to the number of actual yields in eligible crop years that can be replaced.
- (2) When QL is elected, QL applies to all actual yields eligible for replacement with pre-quality actual yields (QL replacement yields) for all APH databases unless the insured notifies the AIP in writing by the PRD of any actual yield(s) based on post-quality adjusted production they choose to retain.

**Example:** Although a crop year is eligible for replacement and the insured filed a NOL, the insured chooses to not replace the actual yield.

- (3) For any actual yield in an eligible crop year the insured chooses to not replace for QL, the AIP will not include the QL replacement yield in the APH database for QL replacement, however, the AIP must include the option code of “QL” and the pre-quality total production in the APH database.
- (4) Any QL replacement yield(s) in an APH database continues to apply in subsequent crop years unless the insured cancels the QL option by the SCD for the crop or notifies the AIP in writing by the PRD to change which actual yields are replaced or not replaced. If the insured chooses to no longer replace an eligible actual yield by the PRD, the post quality actual yield(s) will be used to calculate APH yields.
- (5) QL replacement yields that replace actual yields (post quality adjustment) are still subject to APH reviews.

## 1639 QL Interaction with YE and YA

---

- (1) A producer may elect and apply YE, YA, and QL options on a policy and within an APH database.
- (2) Only one option, either YE, QL, or YA, can be applied to an actual yield for an eligible crop year within an APH database.
- (3) If the insured has elected YE, QL, and YA to apply to all eligible crop years and a crop year qualifies for all three elections, YE will apply to an eligible crop year unless the insured chooses to not exclude the actual yield.
- (4) If the insured chooses to not exclude an actual yield and/or the insured has elected both QL and YA to apply to all eligible crop years and a crop year qualifies for both elections, QL replacement will apply to an actual yield unless the insured chooses to not replace that actual yield with the pre-quality adjusted yield.
  - (a) If the insured chooses to not apply QL for an eligible actual yield, include the pre-quality production but do not include the QL replacement yield.

## 1639 QL Interaction with YE and YA (Continued)

---

- (b) If the insured chooses not to replace the QL eligible actual yield with the QL replacement yield, and the insured has elected YA, and the actual yield qualifies for YA, then the substitute yield (YA) will apply.
- (c) If the insured chooses to not replace an actual yield with a QL replacement yield and not substitute an actual yield that qualifies for YA, use the yield descriptor NA and do not include the QL replacement yield.

## 1640 Impact of QL Specific to Category B Crops

---

### A. Impact of QL on MY

If MYs are applicable, apply QL replacement to the eligible actual yields before the annual yields from non-summary APH databases have been summarized on the MY summary. See [Part 17, Section 5](#) and Exh. [17](#) for APH MY summary requirements. Yield exclusions, adjusted yields, average yields, approved yields, and rate yields are determined in the MY Summary.

### B. Impact of QL on SF Practice

For a SF practice using the special procedures in Para. [1122](#), make QL replacements to eligible actual yields, if applicable, to both the SF and the CC practices prior to determining the “higher” approved yield to be used for the SF practice in accordance with Para. [1122B](#).

### C. Impact of QL on SA T-Yields

While added land and new crop/P/T procedures ([Part 17, Sections 7 and 8](#)) are not affected by the election of QL, the calculation for SA T-Yields is changed when an eligible actual yield is replaced due to QL.

SA T-Yields will continue to be determined based on the crop year the APH database is established, by crop/P/T/TMA. However, instead of using the approved yield from each of the insured’s existing APH databases for the policy that have at least one year of actual/assigned yields, by crop/P/T/TMA to calculate the SA T-Yield, use:

- (1) the adjusted yield, see Para. [1642](#) below for those APH databases with QL replaced eligible actual yield that have at least one actual/assigned yield; and
- (2) the approved yield for those APH databases where actual yields have not been replaced due to QL that have at least one actual/assigned yield.

All other calculations and requirements for use of the SA T-Yield remain unchanged.

### D. Impact of QL on North Dakota PTY

The PTY is a T-Yield calculated using the insured’s own actual yields and, if applicable, assigned yields. As such, the total production and acres for all actual/assigned yields for an applicable P/T/TMA for an insured must be used to compute the insured’s PTY, similar to how a county T-Yield is based on an average yield from all production in the county for that crop/P/T. The actual yield is used in the calculation of the PTY rather than the QL replacement yield.

## **1640 Impact of YE Specific to Category B Crops (Continued)**

---

### **D. Impact of QL on North Dakota PTY (Continued)**

When completing the PTY Summary, include the net production and acreage associated with an eligible actual yield that has a QL replacement yield in an APH database in the total production and acres for all actual/assigned yields for an applicable P/T/V/TMA used to complete the PTY Summary in accordance with the procedures in Informational Memorandum PM-06-028.

### **E. Impact of QL on TA**

When an actual yield(s) is replaced with a QL replacement yield and TA has been elected, then TA will be applied after the replacement and applied to the QL replacement yield.

## **1641 Impact of QL Specific to Category C Crops**

---

### **A. Impact of QL on Minimum Production Requirements**

When determining if production minimum requirements have been met, QL replacement yields cannot be used in the determination. The actual yields (prior to QL replacement) within an APH database must be used to determine if minimum production requirements have been met.

### **B. Impact of QL on Organic procedures**

QL will not apply to any “OF” yield in the APH database. See Para. [1855](#).

### **C. Impact of QL on APH Database Tests for High Variability of Actual (and Assigned) Yields**

When conducting the high variability tests, QL replacement actual yields cannot be used to conduct the high variability tests. See Para. [1863](#).

### **D. Impact of QL on RO DYs and RO UGs**

Specific DY types and the applicability of QL can be found in Exh. [22](#).

## **1642 Adjusted Yield**

---

When QL is applicable to an APH database, AIPs must calculate an adjusted yield, which is the average of the annual yields in the APH database:

- (1) without yield floor;
- (2) without cup;
- (3) without any yield exclusions;
- (4) without any QL replacements; and

## 1642 Adjusted Yield (Continued)

---

- (5) with yield substitutions, if YA is elected by the insured. If YA is not elected by the insured, yield substitutions are not included and the adjusted yield is the average of the annual yields in the APH database.

**Exception:** When yield reductions (see [Section 5](#)) apply to the APH database, the adjusted yield must equal the approved yield.

The approved yield will not be less than the adjusted yield when QL applies to the APH database.

The adjusted yield is not the same as the rate yield. The increase in coverage resulting from the QL relative to the APH yield without QL is used to determine the appropriate premium rate for the effective coverage.

**Note:** The adjusted yield for QL uses similar methodology as the adjusted yield for TA, YE, and YC purposes.

## 1643 Rate Yield Calculation

---

The rate yield is equal to the average yield when QL replacement(s) are used in an APH database with the following exceptions:

### A. For Category B Crops:

- (1) the approved yield is reduced for inconsistent approved yields (see Para. [1674](#) for inconsistent approved yield determination procedures). In these situations, the rate yield is equal to the approved yield; and
- (2) the approved yield is reduced for Different Production Methods being carried out for the current crop year which results in lower actual yields (see Para. [1675](#) for Different Production Method determination procedures). In these situations, the rate yield is equal to the approved yield.

### B. For Category C Crops:

The approved yield may be used for the rate yield for specific types of specific DYs listed in Exh. [22](#).

## 1644 Calculating the Yields for APH Databases When QL is Elected

---

When the insured has at least one QL replacement yield in an APH database, the following yields must be calculated for that APH database.

### A. Average Yield

Calculate the average yield by:

- (1) summing the annual yields in the APH database, prior to QL yield replacements, yield exclusions, yield substitutions, trend adjustments, cup or floor; and
- (2) dividing that sum by the number of annual yields in the APH database.

**B. Adjusted Yield**

Calculate the adjusted yield by:

- (1) Summing the annual yields:
  - (a) after substituting the applicable percentage of the applicable T-Yield for eligible actual yields that are less than 60 percent of the applicable T-Yield (YA), if elected (see Part 16, Section 1 for details on yield substitutions);
  - (b) prior to QL replacements, excluding and/or trending any actual yields in an eligible crop year; and
  - (c) without applying any yield floor or cup;
- (2) dividing that sum by the number of annual yields in the APH database.

**C. Approved Yield**

Calculate the approved yield by:

- (1) summing the remaining annual yields after:
  - (a) excluding actual yields for eligible crop years as elected by the insured;
 

**Note:** If less than four annual yields remain after excluding actual yields, use the applicable T-Yield to meet the APH database four-year minimum. If the applicable T-Yield for the APH database is the variable T-Yield, use the variable T-Yield percentage based on the number of years of actual/assigned yield(s) for the crop in the county to determine the T-Yield. See Para. [1618\(6\)](#).
  - (b) replacing QL, if elected;
  - (c) substituting YA, if elected;
- (2) dividing that sum by the number of years of annual yields that remain in the APH database (do not count the excluded annual yields) and applying any applicable yield reductions (see Para. [1636C](#)). The result is the approved yield when the insured has chosen to determine the approved yield with YE and YA, if elected.

**Exception:** The approved yield will not be less than the adjusted yield (see Para. [1642](#) above).

- (a) The AIP must report to PASS the QL option code and the yield limitation flag of 17 on the P15 record if an APH database has actual yields in eligible crop years excluded with no yield substitutions (trend adjustments may apply);

**Note:** This yield limitation flag is used for QL; YE and TA; plus any other options. This flag is not used if YA applies to the APH database.

## 1644 Calculating the Yields for APH Databases When QL is Elected (Continued)

---

### C. Approved Yield (Continued)

- (b) The AIP must report to PASS the QL option code and the yield limitation flag of 9 on the P15 record if an APH database has:
  - (i) actual yields in eligible crop years excluded and has yield substitutions; or
  - (ii) actual yields in eligible crop years excluded, yield substitutions, and trend adjustments.

**Note:** This yield limitation flag is used whenever YA applies to an APH database including when QL, YA, YE, and TA; plus any other options apply.

## 1645 Determining Premium Rates When QL Applies to an APH Database

---

If the approved yield calculation chosen by the insured replaces at least one actual yield due to QL, the average yield is used as the rate yield and the effective coverage level (based on the adjusted yield) is used for determining premium rate.

## 1646-1650 (Reserved)

---



## Section 4: Yield Cup Option

### 1651 General Information

---

A cup mitigates the effect of a catastrophic year on an approved yield by preventing it from decreasing by more than 10 percent compared to the prior year's approved yield and is only available for carryover insureds.

### 1652 Eligibility for Cups

---

#### A. Election

To be applicable for the current crop year, the insured must elect the YC:

- (1) By the applicable SCD;
- (2) On a crop/county basis; and
- (3) On an Application or Policy Change form by including the "YC" option code.

AIPs are responsible for advising insureds who elect the YC that cups will automatically apply to approved yields, if an approved yield calculated using the cup is higher than other yield measures unless the insured opts out of applying a cup to the APH database or one of the exceptions in Para. [1653B](#) apply.

#### B. Availability

The YC must be provided in the **AD** for cups to be available for the crop and county. Cups are available only for carryover additional coverage policies.

**Note:** Although a cup can only apply to an APH database with a prior year's approved yield for a carryover insured, a new insured may elect the YC the initial year of the policy.

#### C. Continuous Election

The YC is a continuous election that remains in effect unless canceled.

#### D. Cancellation

The YC must be canceled in writing on or before the cancellation date for the crop for the effective crop year.

#### E. Transfers

When the policy is transferred to a different AIP, the YC is considered canceled. If the insured wants to continue the use of cups, the insured must elect the YC with the assuming AIP on or before the SCD.

When the YC is elected, cups apply to all APH databases when the approved yield calculated using a cup is higher than the approved yield using any other yield measure (i.e., yield floor, YA, YE), when other yield measures are applicable, unless the insured notifies the AIP in writing by the PRD of any APH database they do not choose to have a cup apply.

**A. When Cups May Apply**

When the YC is elected by the SCD, a cup will apply to an APH database when the approved yield calculated using other yield measures is less than 90 percent of the prior year's approved yield. Cups are applied on an APH database basis. Cups will only apply to APH databases with at least one actual or assigned yield. A cup may apply when:

- (1) yield substitution(s) under the YA election are used to calculate the current or prior year's approved yield, see [Part 16 Section 1](#);
- (2) yield(s) are excluded under the YE election in calculating the current or prior year's approved yield, see [Part 16 Section 2](#);
- (3) yield(s) are replaced under the QL in calculating the current or prior year's approved yield, see [Part 16 Section 3](#); and/or
- (4) the prior year's approved yield was a yield floor.

**B. When Cups Do Not Apply**

A cup does not apply to an APH database if:

- (1) there is no prior year's approved yield for the APH database (e.g., new insureds or new APH database due to added land, P/T, new producer, etc.);
- (2) more than one year's production history (including zero planted) is added to the APH database;
- (3) an approved yield cannot be determined by the AIP and a special case for a yield determination is sent to the RO (RO Determined Yields and RO master yield determinations);
- (4) non-actual yields are replaced with adjusted T-Yields for high-risk or unrated land the first effective crop year;
- (5) revision of a previously reported actual yield based on acceptable, more accurate production records submitted by the insured (e.g., grade adjustments for onions);
- (6) previously approved yields are corrected/changed. These include:

**B. When Cups Do Not Apply (Continued)**

- (a) revision of approved yields is required for the current crop year according to APH review procedure when discrepancies in production and/or acreage information are found during APH reviews that cause changes in APH yields, see Para. [1685](#).

**Exception:** If the approved yield does NOT require correction for the current crop year, cup procedures apply (for current and subsequent crop year when the yield is corrected). Revised APH yields must be reported to RMA.

- (b) additional actual yields are submitted and accepted for year(s) other than the most recent APH crop year in the APH database (e.g., assigned yields or T-Yields are replaced with actual yields).
- (c) when units/P/Ts with established APH databases containing actual and/or assigned yields are combined or further divided. This does not include change in unit numbering only when the actual production history is not combined or divided.
- (d) the initial year the CC approved yield is used in place of the SF approved yield for the SF practice.
- (e) the T-Yield decreases 10 percent or more and the T-Yield is required to calculate the approved yield when T-Yield(s) are used to complete the 4-year APH database.
- (f) AIP errors. Incorrect application of procedure by AIP.
- (g) corrected or revised claims lower the actual yield used for APH purposes (by P/T/TMA) by 10 percent or more.
- (7) high variability conditions are triggered and AIPs are authorized to determine the approved yield;
- (8) when a PAW triggers a PAIR or request for RO Determined Yield;
- (9) an APH database is converted from units to blocks or reporting by blocks is discontinued. Procedures for calculating cups do not apply for the current crop year:
  - (a) if the previous year's approved yield was calculated for a unit and the current crop year is using APH block production;
  - (b) if the previous year's approved yield was calculated using block production with approved yields issued by blocks and use of the block production is discontinued for the current crop year; or
- (10) the insured opts out of a cup applying to the APH database.

## 1653 Applicability of Cups (Continued)

---

### C. Opting Out of Cup Applying to an APH Database

When an insured has chosen to opt out of a cup applying to an APH database, the insured must sign the APH database. See DSSH for the Opt-Out statement standards for cups.

## 1654 Applicability of WAs

---

Generally, WAs are eligible for cups if the [AD](#) for the crop/county identify the cup option.

## 1655 Applicability of Yield Floors and Yield Reductions

---

### A. Yield Floor

An approved yield using a cup is not eligible for a yield floor, since both the cup and floor modify the approved yield. APH databases where the approved yield calculated with the yield floor is higher than the approved yield would be with a cup remain eligible for a yield floor, when authorized by [Part 17, Section 2](#).

### B. Yield Reductions

Procedures concerning yield reductions contained in [Part 16, Section 5](#) are unaffected when the YC is elected.

When actual yields are reduced due to being identified as an excessive yield, a cup cannot apply to the APH database.

When reductions of approved yields due to inconsistent approved yields or different production methods apply to an APH database in accordance with Para. [1674](#) and [1675](#), a cup cannot apply to the APH database.

## 1656 Cup Interaction with YA and YE

---

- (1) A producer may elect and apply cups, YA and YE options on a policy.
- (2) Application of YA and/or YE on an actual yield for an eligible crop year within an APH database will not affect the calculation of the approved yield if a cup applies to the APH database (i.e., the approved yield calculated using the cup is higher than the approved yield calculated using YA and/or YE).

## 1657 Impact of Cup Specific to Category B Crops

---

### A. Impact of Cup on MY

If MYs are applicable, apply the cup to the MY summary. See [Part 17, Section 5](#) and Exh. [17](#) for APH MY summary requirements. Adjusted yields, average yields, approved yields, and rate yields are determined in the MY Summary.

## 1657 Impact of Cup Specific to Category B Crops (Continued)

---

### B. Impact of Cup on SF Practice

For a SF practice using the special procedures in Para. [1122](#), apply cup, if applicable, to both the SF and the CC practices prior to determining the “higher” approved yield to be used for the SF practice in accordance with Para. [1122B](#).

### C. Impact of Cup on SA T-Yields

While added land and new crop/P/T procedures ([Part 17, Sections 7 and 8](#)) are not affected by the election of the YC, the calculation for SA T-Yields is changed when a cup applies to an approved yield.

SA T-Yields will continue to be determined based on the crop year the APH database is established, by crop/P/T/TMA. However, instead of using the approved yield from each of the insured’s existing APH databases for the policy that have at least one year of actual/assigned yields, by crop/P/T/TMA to calculate the SA T-Yield, use:

- (1) the adjusted yield for those APH databases with approved yields calculated using the cup; and
- (2) the approved yield for those APH databases where the approved yield is not calculated using a cup and actual yields have not been excluded that have at least one actual/assigned yield in the current crop year.

All other calculations and requirements for use of the SA T-Yield remain unchanged.

### D. Impact of Cup on North Dakota PTY

The PTY is a T-Yield calculated using the insured’s own actual yields and, if applicable, assigned yields. Use of the PTY within an APH database in the current or previous crop year does not impact whether a cup may apply to the APH database.

## 1658 Impact of Cup for RO Determined Yields

---

Cups do not apply when a RO Determined Yield is applicable.

## 1659 Adjusted Yield

---

When a cup is applicable to an APH database, AIPs must calculate an adjusted yield, which is the average of the annual yields in the APH database:

- (1) without yield floor;
- (2) without cup;
- (3) without any yield exclusions; and
- (4) with yield substitutions, if YA is elected by the insured. If YA is not elected by the insured, yield substitutions are not included and the adjusted yield is the average of the annual yields in the APH database.

## 1659 Adjusted Yield (Continued)

---

**Exception:** When yield reductions (see [Part 16 Section 5](#)) apply to the APH database, the adjusted yield must equal the approved yield.

The approved yield will not be less than the adjusted yield when a cup applies to the APH database.

The adjusted yield is not the same as the rate yield. The increase in coverage resulting from the cup relative to the APH yield without a cup is used to determine the appropriate premium rate for the effective coverage.

**Note:** The adjusted yield for a cup uses similar methodology as the adjusted yield for YE purposes.

## 1660 Calculating Yields for an APH Database When Cup Applies

---

When the insured has elected the YC and a cup applies to the APH database, the following yields must be calculated for that APH database.

### A. Average Yield

Calculate the average yield by:

- (1) summing the annual yields in the APH database, prior to yield exclusions, yield substitutions, trend adjustments, cup, or floor; and
- (2) dividing that sum by the number of annual yields in the APH database.

### B. Adjusted Yield

Calculate the adjusted yield by:

- (1) Summing the annual yields:
  - (a) after substituting the applicable percentage of the applicable T-Yield for eligible actual yields that are less than 60 percent of the applicable T-Yield (YA), if elected (see [Part 16, Section 1](#) for details on yield substitutions);
  - (b) prior to excluding and/or trending any actual yields in an eligible crop year; and
  - (c) without applying yield floor;
- (2) dividing that sum by the number of annual yields in the APH database.

### C. Approved Yield

Calculate the approved yield by:

- (1) summing the remaining annual yields after:
  - (a) excluding actual yields for eligible crop years as elected by the insured;

**C. Approved Yield (Continued)**

**Note:** If less than four annual yields remain after excluding actual yields, use the applicable T-Yield to meet the APH database four-year minimum. If the applicable T-Yield for the APH database is the variable T-Yield, use the variable T-Yield percentage based on the number of years of actual/assigned yield(s) for the crop in the county to determine the T-Yield. See Para. [1618\(6\)](#).

- (b) substituting YA, if elected;
- (2) dividing that sum by the number of years of annual yields that remain in the APH database (do not count the excluded annual yields) and applying any applicable yield reductions (see Para. [1655](#)). This result is compared to 90 percent of the previous year's approved yield. The higher of this comparison is the approved yield when the insured has elected the YC and does not opt-out of having a cup apply to the APH database.

**Exception:** The approved yield will not be less than the adjusted yield (see Para. [1659](#) above). If the yield calculated in C here is less than the adjusted yield, the adjusted yield calculated in B becomes the approved yield.

When a cup is used to calculate the approved yield:

- (a) The AIP must report to PASS the YC option code and the yield limitation flag of 16 on the P15 record;
- (b) The AIP must report to PASS the YC option code and the yield limitation flag of 9 on the P15 record if the approved yield is calculated using a yield cup and the insured has also elected YA.

**D. Rate Yield Calculation**

The rate yield is equal to the average yield when a cup applies to the APH database, unless yield reductions apply (see Para. [1674](#) and [1675](#)).

**1661-1670 (Reserved)**

---

### 1671 General Information

---

This section addresses approved yield reductions required by Section 3(h) of the BP. If insureds or anyone assisting them have intentionally concealed or misrepresented any material fact relating to the policy, such insureds will be subject to concealment, or misrepresentation. Approved yields calculated for a P/T/TMA of the insured crop must be reduced for the following situations when discovered:

#### A. Excessive Actual Yields

Excessive actual yield is an actual yield that is identified as excessive for the county/crop/P/T, see Para. [1673](#). If the insured:

- (1) provides verifiable records that support the actual yield but cannot prove that there is a valid basis for the excessive yield, the excessive actual yield must be reduced; or
- (2) does not provide verifiable records to support any excessive actual yield and
  - (a) the insured is a new insured:
    - (i) production reports for the crop year are not acceptable;
    - (ii) production reports are not used to calculate the APH yield; and
    - (iii) variable T-Yields will apply.
  - (b) the insured is a carryover insured:
    - (i) production reports for the crop year are not acceptable; and
    - (ii) assigned yields and related procedures will apply (see Para. [1686](#)).

#### B. Inconsistent Approved Yields

Inconsistent approved yields are approved yields greater than 115 percent of the average of the approved yields of all applicable APH databases that have actual/assigned yields for the same county/crop (by P/T/TMA); or the county T-Yield if no applicable APH databases exist for comparison, see Para. [1674](#). Inconsistent approved yields are reduced if:

- (1) the current year's insurable acreage (including applicable PP acreage) using the inconsistent approved yield is greater than 400 percent of the average number of acres in the APH database; or
- (2) the acres contained in two or more individual crop years in the APH database are each less than 10 percent of the current year's insurable acres in the unit (including applicable PP acreage); and
- (3) the AIP determines there is no valid agronomic basis to support the approved yield.



**C. Different production methods**

If an insured uses a different production method which is likely to result in a lower yield than the production method upon which the APH is based, approved yields will be reduced to reflect the different production method. See Para. [1675](#) and also see Para. [1702Q](#) for Organic Transitioning without a Plan.

**1672 General Rules**

---

When reductions to approved yields are required for: (1) excessive yields; (2) inconsistent approved yields, if insured acreage limitations are exceeded; or (3) different production methods are carried out that will likely result in lower actual yields, the following general rules apply:

**A. Actual Yields**

Actual yields, for the purpose of identifying excessive actual yields and inconsistent approved yields, includes:

- (1) actual yields identified by yield descriptors “A, BF, AY, FA, NA, and NV”;
- (2) temporary yields identified by the yield descriptor “J”;
- (3) actual/summarized yields identified by yield descriptors “R, RY, and NR”;
- (4) prorated yields identified by yield descriptors “PA and PR”;
- (5) weighted average yields when PP payments are limited to 35 percent of the PP coverage and the database contains both PP acreage and planted acreage of the first insured crop identified by yield descriptors “PW, NW, and WY”;
- (6) simple average actual yields identified by the yield descriptor “AX” and applicable T-Yields identified by the yield descriptor “TX” that are used to replace excessive actual yields; and
- (7) duplicated yields identified by yield descriptors “DA”

**B. Assigned Yields**

Assigned yields, for the purpose of identifying excessive actual yields and inconsistent approved yields, includes:

- (1) only assigned yields used for failure to provide acceptable records identified by yield descriptor “P”; and
- (2) it does not include those yields assigned when PP payments are limited to 35 percent of the PP coverage and the database contains only PP acreage of the first insured crop identified by yield descriptor “PP”

**C. Reductions Made after Initial Approved Yields**

Reductions made after initial approved yields for the crop year have been mailed or otherwise made available to insureds are not reductions to approved yields that would qualify for a mutual consent cancellation of the affected crop's policy. See GSH for more information regarding mutual consent cancellation.

**D. Reductions are Made Separately by APH Database**

If separate APH databases have been established for OUs within a BU or for BUs and/or OUs within an EU, the reductions are made separately for each APH database, regardless of the unit structure selected for the current crop year.

**Example:** Separate APH databases are maintained for OUs within a BU, but the acreage is insured as a BU for the current crop year. Any required reduction is made on the OU-based separate APH databases. The APH databases are not combined into a BU APH database prior to any reduction being made.

**E. Reductions for Not Accurately Reporting**

Reductions are made in addition to other consequences for not accurately reporting all information used to calculate approved yields such as, correcting the unit structure, if necessary, see Para. [1686](#).

**F. Reductions Based on the T-Yield**

Reductions that are based on the applicable T-Yield, must use the T-Yield published in the actuarial document for the county crop P/T/TMA.

**G. Cups**

Cups do not apply if yield reductions cause actual yields or approved yields to decrease by 10 percent or more.

**H. Actual Yields from Another Producer**

Actual yields provided by another person (acreage and production records) and used by an insured that shares in the insured crop (e.g., landlords and tenants) or actual yields transferred to another person via APH production reports/APH databases are also subject to the adjustments indicated by Para. [1673-1675](#).

**I. Order of Precedence for Yield Reductions**

If more than one method of yield reductions apply to an APH database, adjustments must be made in the following order:

- (1) excessive actual yields, if applicable;
- (2) inconsistent approved yields when insured acreage limitations are also exceeded, if applicable; and

**I. Order of Precedence for Yield Reductions (Continued)**

- (3) reduction for carrying out different production methods.

**1673 Excessive Actual Yields**

---

Primarily, APH reviews for excessive yields will be identified through requirements in Appendix IV of the SRA. However, AIPs may also use this procedure to adjust any excessive yields they identify. AIPs must review all APH databases identified as having an excessive actual yield.

Notwithstanding any other review requirements, AIPs are required to complete APH record reviews for each crop year that excessive actual yields are reported. Production evidence for ALL APH databases that comprise the BU that contain at least one excessive actual yield must be reviewed (e.g., a BU consisting of three OUs, one of which contains an excessive actual yield, must have an APH record review conducted on all three OUs).

**A. Verifiable Records**

Provide verifiable records, see [Part 14 Section 2](#) for verifiable records requirements, to support excessive actual yields that are significantly different than other producers' actual yields in the county or other actual yields reported for the insured's farming operation and the insured:

- (1) can prove there is a valid basis to support the differences in the yields, subsequent to the AIP's review and acceptance, the AIP may accept the excessive yield.
- (2) cannot prove there is a valid basis to support the differences in the yields, the approved yield will be reduced by replacing excessive actual yield(s) with the:
  - (a) simple average of all actual yields (including excessive actual yields prior to being adjusted) and assigned yields for the same crop year for the same P/T and TMA (if applicable) for the crop in the county.

Use the applicable actual yield descriptor "AX" see Exh. 15 to identify the simple average actual yield used instead of excessive actual yields; or
  - (b) applicable T-Yield, if the insured has no other applicable actual yields. Use a "TX" yield descriptor to identify when the applicable T-Yield replaces the excessive actual yield.

**B. Do Not Provide Verifiable Records to Support Excessive Actual Yields**

- (1) For carryover insureds:
  - (a) approved yields will be reduced by replacing each excessive actual yield with:
    - (i) an assigned yield ( $0.75 \times$  the previous year's approved yield); or

**B. Do Not Provide Verifiable Records to Support Excessive Actual Yields (Continued)**

- (ii) 65 percent of the applicable T-Yield if an approved yield was not calculated for the previous crop year.
  - (b) such assigned yields will be identified with the “P” yield descriptor see Exh. [15](#).
  - (c) production report(s) for such crop years (for the crop for the county) without supporting verifiable records are not acceptable. All production records for all units except for loss records for the crop for the crop year within the county are unacceptable and assigned yields and related procedures apply (see Para. [1686](#)). Loss records (excluding appraisals for uninsured causes of loss) must be used for APH.
- (2) For new insureds:
- (a) approved yields will be recalculated without using the actual yields.
  - (b) production report(s) for such crop years (for the crop for the county) without supporting verifiable records are not acceptable. Approved yields will continue to be calculated as indicated in [Part 17](#) and [18](#) following standard APH procedures. Assigned yields do not apply to new insureds because there is no prior approved yield.

**C. Valid Basis to Support the Excessive Actual Yield**

If an actual yield is identified as excessive and the insured provides verifiable records to support the excessive actual yields, the excessive actual yield is replaced unless the AIP determines there is a valid basis to support the excessive yield.

To determine whether a valid basis supports an excessive yield, AIPs must further review situations meeting the criteria triggering yield reductions.

- (1) A valid basis to support the excessive actual yield may be determined if the AIP determines that the reported actual yield(s) for the acreage are not artificially high:
  - (a) production methods of the acreage with the high yield(s) are comparable to that of other acreage of the insured crop/P/T; and
  - (b) the high yield(s) does not appear to be the result of shifting production from another unit/APH database.
- (2) A valid basis to support the excessive yield does not include factors such as intensely farmed acreage and acreage being moved from one APH database to another APH database.
- (3) AIPs may request supporting information and records in addition to the insured’s production report and APH databases upon which to base their decision on whether a valid basis exists to support the excessive actual yield.

**C. Valid Basis to Support the Excessive Actual Yield (Continued)**

Additional production evidence and information would include, but is not limited to the following:

- (a) production evidence of acreage and production;
  - (b) documentation of why such acreage and yield patterns occurred;
  - (c) the production method that was carried out; and
  - (d) soil survey maps if differences in soil productivity within the unit are a concern should be requested.
- (4) AIPs must maintain the documentation used to justify their decision and if requested, provide a copy to RMA. Once the AIP has determined that the reported actual yields are not artificially high, additional supporting information obtained from the insured is not required.

**1674 Inconsistent Approved Yields and Insured Acreage Limitations**

---

**A. Applicability**

This procedure applies to Category B APH crops (new and carryover insureds) using standard APH procedures.

- (1) It does not apply to Category B crops for which the insured elects MYs, Category C APH crops or Pecan Revenue.
- (2) AIPs are not required to review all APH databases to determine whether reductions apply for inconsistent approved yields when insured acreage limitations are exceeded see C and D below.
- (3) Such reductions must be made anytime the circumstances requiring them are discovered (e.g., when calculating approved yields, processing acreage reports, during APH reviews, or completing/processing claims) unless it is determined there is a valid agronomic basis to support the inconsistent approved yield.
- (4) Reductions for excessive actual yields, if applicable, must be made prior to reductions for inconsistent approved yields when insured acreage exceeds limitations.
- (5) Inconsistent approved yields must be reviewed by the AIP if the insurable acreage for the current crop year (including applicable PP acreage) compared to acreage reported for APH purposes exceeds one or both of the insured acreage limitations, see C below.

**B. Inconsistent Approved Yield Calculations**

- (1) If more than one APH database contains actual/assigned yields for the same P/T/TMA for the policy/crop/county, determine the simple average of the approved yields of all such databases.

High-risk land insured under a CAT policy is not included with an insured's additional coverage policy when calculating the simple average of the approved yields for the additional coverage policy (separate simple average yields are calculated for each policy). Round the simple average according to the crop's APH per acre rounding rules; and

- (a) multiply the result times 1.15.
    - (i) Compare each individual approved yield to the result.
    - (ii) Approved yields that exceed this result are considered inconsistent approved yields and will be reduced only if one or both of the insured acreage limitations are exceeded and there is no valid agronomic basis to support the inconsistent approved yield, (see C and D below).
  - (b) if the insurable acreage limitation is also exceeded (see C below), exclude APH database(s) with inconsistent approved yields that must be reduced and then calculate the average of the approved yields for the remaining APH databases containing actual/assigned yields.
    - (i) Round the average of the approved yields according to the crop's APH yield per acre rounding rules.
    - (ii) The resulting average yield is used as the approved yield for APH databases with inconsistent approved yields that must be reduced.
- (2) If no other existing APH databases containing actual/assigned yields for the same P/T/TMA for the policy/crop/county are present for comparison, multiply the county T-Yield by 1.15.
- (a) If the approved yield exceeds the result, it is considered inconsistent and if one or both insured acreage limitations are exceeded, (see C below) and there is no valid agronomic basis to support the inconsistent yield, (see D below), it is reduced to the applicable T-Yield.
  - (b) When added land as a separate APH database or new crop/P/T/TMA applies and there is only one existing APH database on which the SA T-Yield is based, the approved yield for the existing APH database is compared to the county T-Yield multiplied by 1.15 prior to calculation and use of the SA T-Yield for the new APH database(s).

**B. Inconsistent Approved Yield Calculations (Continued)**

If the approved yield for the existing APH database exceeds the result of multiplying the county T-Yield by 1.15, the county T-Yield is used to determine the approved yield for all of the current year's insurable acreage of the same crop/P/T that will use the inconsistent yield, i.e., the approved yields for the new APH database and the existing APH database must be reduced to the county T-Yield.

**Example:** An insured has one existing OU APH database for corn and adds land as a separate OU. Compare the approved yield for the existing APH database to the county T-Yield multiplied by 1.15 prior to establishment of the added land APH database to determine whether the yield is inconsistent.

The approved yield for the added land APH database, as well as the approved yield for the existing OU APH database, will be the county T-Yield if the current year's acreage (considering acreage on the existing OU and added land OU) exceeds one or both of the insured acreage limitations, unless it is determined there is a valid agronomic basis to support the inconsistent approved yield.

- (3) Reduced approved yields apply to all insurable acreage (using the approved yield calculated for the APH database), not just the insurable acreage that exceeds the limitation. For example, the acreage limitation was 320 acres and 400 acres were reported for the current year, in this case the reduced yield applies to all 400 acres).
- (4) Use yield limitation flag "10" to identify reduced approved yields calculated when inconsistent approved yields apply and insurable acreage limitations have been exceeded.

**C. Insured Acreage Limitations**

- (1) Acreage with excessive actual yields that have been replaced and acreage with assigned yields will be used when calculating the average acreage.
- (2) Insured acreage exceeds the limitations permitted by the policy if (a) or (b) apply.
  - (a) The current year's insurable acreage (including applicable PP acreage) using the inconsistent approved yield is greater than 400 percent of the average number of acres with actual/assigned yields reported for APH purposes in the APH database.
  - (b) The acres contained in two or more individual APH crop years with actual/assigned yields reported in the APH database are each less than 10 percent of the current year's insurable acreage in the unit. To determine:

**C. Insured Acreage Limitations (Continued)**

- (i) divide the acres reported for each APH crop year by the insured acreage for the current crop year.
- (ii) round to the hundredths place.

If two or more crop years are less than .10, the limitation is exceeded.

**D. Examples**

See Exh. [15](#) for an example of when inconsistent approved yields and insured acreage limitations criteria are met and an example of when that criteria is not met.

- (1) To determine if the 400 percent acreage limitation has been exceeded:
  - (a) total the acres for years that have actual/assigned yields reported;
  - (b) divide the total acres by the number of years for which actual/assigned yields have been reported and round the result according to the crop's acreage rounding rules. The result is the average acres; and
  - (c) multiply the average acreage by 4.00. If the insurable acreage for the current crop year using the inconsistent yield is greater than the result, the acreage limitation is exceeded.
- (2) When there is only one existing APH database, all of the current year's acreage for the same P/T/TMA would be included in the comparison, regardless of whether the current year's insurable acreage is contained in one or more APH databases.

**Example 1:** The approved yield is 40 bushels and the T-Yield is 22 bushels. An average of 3 acres per year was used to establish the 40-bushel approved yield.

In 2022, the insured plants 400 acres in the same unit. Since there are no other APH databases with approved yields with actual/assigned yield to compare, the approved yield of 40 bushels is compared to the T-Yield of 22 bushels which is greater than 115 percent.

Additionally, the insured planted 400 acres in the same unit where the average number of acres used to establish the yield was 3 acres. The 400 percent acreage limitation is exceeded and the approved yield is reduced to the county T-Yield, unless it is determined there is a valid agronomic basis to support the inconsistent approved yield.

**Example 2:** The approved yield for the existing unit is 40 bushels and the T-Yield is 22 bushels. An average of 3 acres per year was used to establish the 40-bushel approved yield for the existing OU APH database. In 2022, the insured plants a total of 400 acres in three separate added land OUs.



**D. Examples (Continued)**

The approved yield of 40 bushels is compared to the county T-Yield. Therefore, all of the current year's insurable acreage for the crop/P/T would be included in the comparison, in this example, all 400 acres.

The 400 percent acreage limitation is exceeded and the approved yield for the added land OUs and the existing OU is the county T-Yield unless it is determined there is a valid agronomic basis to support the inconsistent approved yield.

**E. Valid Agronomic Basis to Support the Inconsistent Approved Yield**

If an approved yield is identified as inconsistent and the insured acreage limitation is met, the approved yield must be reduced unless the AIP determines there is a valid agronomic basis to support the approved yield. To determine whether a valid agronomic basis supports an inconsistent yield, AIPs must further review situations meeting the criteria triggering yield reductions.

- (1) A valid agronomic basis to support the inconsistent approved yield may be determined if each of the following three criteria is met:
  - (a) the AIP determines that the reported production for the small amounts of acreage is comparable to the reported production of the rest of the acreage insured on the unit/APH database for the current or prior crop years;
  - (b) the high yields do not appear to be the result of shifting production from another unit/APH database; and
  - (c) the insured acreage limitation was met due to a reasonable expansion of the farming operation or, a change in the insured's unit structure (e.g., an insured switches from OUs to an EU causing acreage within an OU APH database to exceed the less than 10 percent acreage limitation based on the acreage contained within the EU), crop rotation, or other situation that inappropriately triggers the acreage limitation.
- (2) A valid agronomic basis to support the inconsistent approved yield does not include factors such as intensely farmed acreage and acreage being moved from one APH database to another APH database.
- (3) If an AIP determines that a valid agronomic basis exists to support the inconsistent approved yield under (1) above, the AIP is not required to request additional documentation from the insured.
- (4) If AIPs are unable to determine if a valid agronomic basis exists under (1) above, AIPs may request supporting information and records in addition to the insureds production report and APH databases upon which to base their decision on whether a valid agronomic basis exists to support the inconsistent approved yield.

**E. Valid Agronomic Basis to Support the Inconsistent Approved Yield (Continued)**

If such documentation is requested and supplied by the insured, AIPs must maintain the documentation used to justify their decision and, if requested, provide a copy to RMA. Additional production evidence and information would include, but is not limited to the following:

- (a) production evidence of acreage and production;
- (b) documentation of why such acreage and yield patterns occurred;
- (c) the production method that was carried out on small amounts of acreage with high yields; and
- (d) soil survey maps if differences in soil productivity within the unit are a concern should be requested.

**1675 Different Production Methods**

---

Approved yields are reduced if different production method(s) are carried out for the current crop year that will likely result in lower actual yield(s) than the average of the actual yields for the production method previously reported.

**Exception:** For Category C crops, changes in production methods must be identified on the PAW to determine whether a PAIR and RO Determined Yield or other procedures (e.g., transitioning to organic or grafting) are required due to the change in production method that will likely result in a lower yield.

**Example 1:** An insured has been insuring NI wheat. In 2022, the insured begins transitioning some of the NI wheat to organic without an organic plan. For category B crops, see Para. [1702Q](#).

**Example 2:** IRR and NI practices are applicable and an APH database for the NI practice contains actual yields from acreage where water was applied prior to planting (pre-watered) in previous crop years. For the current crop year, the acreage was not pre-watered prior to planting. This example is used throughout this topic.

**A. Requirements**

- (1) An insured must notify the AIP by the ARD of changes in production methods that may result in lower actual yields than previously reported. Insureds utilizing CC yields instead of SF yields according to procedures in see [Part 11 Section 2](#) are not affected by this provision, since the CC practice is a lower yielding practice than SF.
- (2) AIPs are not required to review all APH databases to determine whether reductions apply when different production methods are carried out that will likely result in lower actual yields.

**A. Requirements (Continued)**

However, such reductions must be made anytime the circumstances requiring them are discovered (e.g., when calculating approved yields, processing acreage reports, during APH reviews, or completing/processing claims).

**B. Lower Yielding Production Method**

When a lower yielding production method than was reported to calculate the approved yield is carried out, the approved yield for the current crop year will be the lower of the approved yield for the APH database, or the applicable of the following methods:

- (1) the simple average of the approved yields for all other APH databases for the same production method as carried out for the current crop year (within the same P/T/TMA, if applicable).
  - (a) Any applicable reductions for excessive actual yields and for inconsistent approved yields when acreage limitations are exceeded must be made prior to calculating the simple average of the approved yields for the other units.
  - (b) In the example above, the approved yield would be reduced to the simple average of all NI approved yields containing actual yields that do not contain acreage that had been pre-watered prior to planting.
- (2) the applicable T-Yield if other APH database(s) do not exist for the same production methods carried out for the current crop year; or
- (3) a weighted average approved yield if more than one production method is carried out for the current crop year on acreage of the crop to which the approved yield applies.
  - (a) Using the pre-watered NI example, 50 acres were pre-watered (the production method for which actual yields were reported) but 40 acres were not pre-watered (a lower yielding production method).
  - (b) The approved yield for the production method utilizing pre-watering is 65 bu. per acre, and the simple average of the approved yields (containing actual yields) for NI acreage not utilizing pre-watering is 50 bu. per acre.
  - (c) The weighted average reduced approved yield for the 90 acres is 58 bu. per acre  $(50.0 \times 65.0 = 3,250) + (40 \times 50 = 2,000) \div 90.0$ .

**C. Separate APH Databases are Not Established for Different Production Methods**

Separate APH databases are not established for different production methods, the acres and production for various production methods must be reported according to the applicable P/T. Using the previous example, the total acres (90.0) and total production from the 90 acres would be reported as a NI practice. In subsequent crop years if the higher yielding production method is:

- (1) carried out, the APH database containing the production data will be used (no reduction necessary).
- (2) not carried out, (in the example, not pre-watered) the approved yield is adjusted as indicated in B above, as long as any actual yield from the higher yielding production method remains in the database.

**Exception:** Separate APH databases will be established for acreage transitioning to certified organic without a plan insured under the conventional practice. These APH databases will be identified with the APH Procedural Exception Code of “T” (see Para. [1505E](#) for more information regarding APH Procedural Exception Codes).

**D. AIP Not Notified**

If the AIP is not notified and it is discovered that a different production method has been carried out that likely results in lower actual yields than for the production method previously reported, the yield will be reduced as indicated by B above.

**E. Applicable Yield Flag**

Use yield limitation flag “11” to identify reduced approved yields when different production methods have been carried out.

## Section 6: Reviewing and Correcting APH Yields

### 1681 General Information

---

All required APH Reviews must be conducted in accordance with Appendix IV of the Standard Reinsurance Agreement (SRA). AIPs are required to review those Category B and C eligible crop insurance contracts identified by the criteria as provided in Appendix IV or as otherwise specified by RMA. This does not limit the ability of an AIP to select a policy for review based upon its internal established criteria.

#### A. New Insureds

For the first year in which a crop is insured, review all years of records used to support the APH to ensure the records are complete and were reported and certified as required by RMA, see Para. [1323E](#).

#### B. Carryover Insureds

- (1) Review and verify the most recent crop year of records used to support the APH;
- (2) If an error or omission is identified, but when corrected would not affect the current crop year's premium or liability (e.g., correcting the error or omission does not change the approved yield for the current crop year), determine that the remaining years of records required to be maintained by the insured exist;
- (3) If an error or omission is identified in the most recent crop year of records used to support the APH that, when corrected, would affect the current crop year's premium or liability, and prior crop year records exist, conduct a review and verification of all records required to be available for such review. See BP section 21 and Para. [1404](#) for record retention information; and

**Note:** When an actual yield is within tolerance (see Para [1684B\(3\)\(a-c\)](#)), the certification is considered acceptable and is not considered an error or omission, and in accordance with Appendix IV of the SRA additional reviews are not required.

- (4) If records required to be available for review do not exist for any year, assigned yields apply.

#### C. Information required to complete an APH Review:

- (1) Production Report(s) certified by the insured.
- (2) Production evidence that the insured used to certify. Note: if the insured did not maintain those records but has any other acceptable records on the same basis that production was certified, e.g., sales records - those records may be used to determine if the insured is within tolerance.

## 1682 Production Report

---

A production report certified by the insured is required before an APH Review can begin. The production report certified by the insured must meet the criteria outlined in Para. [1322](#), which includes:

- (1) The insured must accurately account for all acreage and production which includes insured, uninsured, uninsurable, etc., for the policy, see Para. [1324](#) and [1325](#) for more information.
- (2) Conform to at least the unit structure elected and actuarial offer (practice, type, map area - as applicable), see Para. [1323](#) for more information.
- (3) All years must continuously be reported; there cannot be a break in continuity of production history, if there is a break in continuity, see Para. [1327](#). See Para. 1322 (3) and [1326](#) for more information.
- (4) Supported by acceptable production evidence, see Para. 1322 (4) and Para. 1683 for more information.
- (5) Signed by the insured, see Para. 1322 (5) for further information.
- (6) Submitted to **the** AIP by the PRD, see Para. 1322 (6) for further information.

If a carryover insured does not provide the required production report(s), by the PRD in accordance with section 3(f)(1) of the BP, the insured will receive an assigned yield. See Para. [1686](#) for more information.

If the insured is unable to finish harvest (due to an insurable cause of loss), or has a delayed claim, or records are unavailable from the processor or marketing outlets by the PRD and these records are required production evidence, the AIP must assign a temporary yield and use a yield descriptor of “J” for the most recent year in the APH database. The temporary yield should only be used as described in this paragraph and Para. [1503](#).

## 1683 Production Evidence

---

The insured must provide the reviewer with acceptable production evidence to support the production certified on their production report, see [Part 14](#) for acceptable production evidence requirements by crop.

Records must be maintained in accordance with record retention timeframes in BP section 21 and Para. [1404](#). AIPs or USDA may extend the record retention period beyond the three-year period by notifying the insured of such extension in writing before the record retention period ends. AIPs or USDA may request/obtain production records from third parties after the record retention period expires if fraud or misrepresentation is suspected.

Failure to maintain or provide all required production evidence will result in the imposition of an assigned yield, see Para. [1686](#).

When conducting an APH Review, the reviewer shall determine if the insured's acreage and production evidence support the amounts certified on the production report. Production reported on a production report is supported when the actual yield matches or is within RMA established tolerances, see Subpara. B. for tolerances.

**A. Production Evidence on The Same Basis as Production Report**

- (1) Production evidence must conform to at least the unit structure elected and actuarial offer (practice, type, map area - as applicable). See Para. [1323](#) for more information.
- (2) If the insured reports production at a level below the unit structure that applies for the current crop year, they must have acceptable records at the APH database level reported. If the insured certified below an APH database level, the reviewer would review the collective certifications for the APH database to determine whether the tolerances below apply.

**B. Comparing Production Report to Production Evidence**

The items (1-7) below apply to the collective production certifications for each APH database contained in the insured's production report for the policy. For example, the insured has 10 collective production certifications for an APH database on their production report. When comparing, complete items 1-7 for each collective production certification. The production evidence used at certification should be the same evidence used in the comparison, see exception in 1681 C.(2). If final disposition is also available at the time of the review, see (7) below. See [Part 19](#), [Part 14 Sections 2-5](#) for production evidence requirements by crop. See also [Exh. 15 II](#) and [JJ](#). for more detailed examples and Flow Charts.

- (1) Add the total production amounts on the production evidence;
- (2) Subtract any deductions that are provided on the acceptable production evidence. Production may be:
  - (a) reported as net production as provided on the acceptable production evidence (see Para. [1403B.](#)), or

**Example:** An insured certified using the net production as provided on their settlement sheets. Some deductions were only made as price deductions not bushels. The insured should report the net according to the record. Note: Price deductions are not included in net production and the settlement sheet was not adjusted on the same basis as approved loss adjustment procedures. Use net production as provided on the acceptable record when comparing it to the insured's certification.

- (b) adjusted in accordance with approved loss adjustment procedures.

**B. Comparing Production Report to Production Evidence (Continued)**

- (3) Using the production evidence the insured used to certify, compare the net production evidence amount to the amount the insured certified on the production report to determine if the production evidence supports the certification (either matches exactly or is within the tolerances provided below). The reviewer should determine whether the insured used net production from the acceptable production evidence or production was adjusted according to approved loss procedures to determine whether the certification was within tolerance. Additionally, the reviewer should also determine the “corrected” yield using the approved loss adjustment procedures for APH database correction purposes, see Para. [1685](#).

If the actual yield reported is exactly the same as the yield determined by the reviewer, then the production certification is supported.

When the actual yield certified on the production report does not match exactly what the insured can substantiate, the production certification will still be considered supported when:

- (a) the actual yield calculated based on the production evidence is different than the production certification; however, the actual yield was not overreported more than five percent, then assigned yields do not apply. Refer to Para. 1685 for information on correcting yields.

Standard Rounding Rules apply to the tolerance calculation, calculation is rounded to the nearest whole percentage (5.49% is within tolerance, 5.50% is outside of tolerance). Tolerance will be calculated as follows:  $[(\text{Reported and Certified Yield} - \text{Yield Determined by Reviewer}) \div \text{Yield Determined by Reviewer}]$ .

**Example 1:** The insured has certified on the production report that the APH database had 11,600 bu. of corn on 93 acres. An APH Review is conducted and production evidence (farm management records) from the insured only supports 11,100 bu. The actual yield does change ( $11,600 \text{ bu.} \div 93 \text{ acres} = 124.73 \text{ bu.}$  or when rounded, 125 bu. vs.  $11,100 \text{ bu.} \div 93 \text{ acres} = 119.35 \text{ bu.}$  or when rounded 119 bu.)  $[(125 - 119) \div 119] = 5.04\%$ , which when rounded equals 5%, the difference determined in the actual yield does not exceed the five percent tolerance, therefore assigned yields do not apply and the APH database will be corrected.



**B. Comparing Production Report to Production Evidence (Continued)**

**Example 2:** The insured has certified on the production report that the APH database had 11,600 bu. of corn on 93 acres. An APH Review is conducted and production evidence (farm management records) from the insured only supports 11,000 bu. The actual yield does change ( $11,600 \text{ bu.} \div 93 \text{ acres} = 124.73 \text{ bu.}$  or when rounded 125 bu. vs.  $11,000 \text{ bu.} \div 93 \text{ acres} = 118.28 \text{ bu.}$  or when rounded 118 bu.)  $[(125 - 118) \div 118] = 5.93\%$ , which when rounded equals 6%, the difference determined in the actual yield does exceed the five percent tolerance, therefore assigned yields would apply.

**Example 3:** The insured has certified on the production report that the APH database had 1,011 bu. of corn on 10 acres. An APH Review is conducted and production evidence (settlement sheets) from the insured only supports 1,000 bu. The actual yield does change ( $1,011 \text{ bu.} \div 10 \text{ acres} = 101.1 \text{ bu.}$  or when rounded 101 bu. vs.  $1,000 \text{ bu.} \div 10 \text{ acres} = 100 \text{ bu.}$ )  $[(101 - 100) \div 100] = 1.0\%$ , the difference determined in the actual yield does not exceed the five percent tolerance, therefore assigned yields do not apply and the APH database will be corrected.

- (b) the actual yield calculated based on the production evidence is different than the production certification; however, the actual yield is under-reported and no other production certification is over-reported by more than five percent, then assigned yields do not apply. Refer to Para. [1685](#) for information on correcting yields.

**Example 4:** The insured under-reports their production on the production report. Since the insured has under-reported on their production report and did not over-report production more than the five percent tolerance on any of their APH databases, then the APH databases will be corrected and assigned yields will not apply.

- (c) if an error found on the production report was determined to be inadvertent (e.g., transposed number), the information can be corrected without imposition of an assigned yield related to that error. Simply stating the error was inadvertent is not sufficient to prove the error was inadvertent.
- (4) If the actual yield reported does not match exactly the yield determined by the reviewer and is within tolerance, or the AIP has confirmed that there was an inadvertent error, then the production certification is supported. See Para. 1685 to determine when to correct the APH database.
- (5) If the actual yield reported does not match the yield determined by the reviewer and is not within the tolerance, and the actual yield was over-reported, then assigned yields apply to the applicable unit(s). See Para. [1685C](#) and [1686A](#) to determine when and how to correct the APH database.

**B. Comparing Production Report to Production Evidence (Continued)**

- (6) If any records, appear questionable or if the amount of production on any of the acceptable record(s) appears unreasonable, the AIP/RMA may require the insured to provide additional supporting documentation to verify the certified production and/or its actual disposition.
  - (a) Verify the physical existence of the production.
  - (b) Require additional acceptable verifiable records (e.g., settlement sheets, etc.).
  - (c) The reviewer should compare these records to the production report and discuss any inconsistencies with the insured to determine if assigned yields or misreporting applies.
- (7) If farm management records are used to support an insured's certification:
  - (a) Actual yield certified using acceptable farm management records is acceptable.
  - (b) Final disposition records are not required to be available for the APH Review. However, if final disposition was provided by the insured or requested by the AIP:
    - (i) The reviewer may use the final disposition to compare a production report certified using acceptable farm management records. Follow the procedures in [1684B\(3\)](#) to determine how to verify to the certification, see also [Exh. 15 JJ](#), Flow Chart 2;
    - (ii) If final disposition is outside of the tolerance provided, the farm management records used to certify must be used to determine if assigned yields apply because the tolerance is based upon comparing to the record used to certify. Follow the procedures in [1684B\(3\)](#) to determine how to verify to the certification;
    - (iii) When the insured's certification and records used to certify are within tolerance, any production differences between final disposition and certification are corrected (the reviewer should also determine the "corrected" yield using the approved loss adjustment procedures for APH database correction purposes) and must be updated no later than the subsequent crop year's PRD, see Para. [1685](#) and section 6(g) of the BP; and

**B. Comparing Production Report to Production Evidence (Continued)**

- (iv) When the insured maintained acceptable production evidence that supported their production report (e.g., farm management records), assigned yields will not apply even though the final disposition records are outside of the tolerances. However, AIP should ensure initial certification (farm management records) is reasonable compared to the verifiable records (sold records) - this is a reasonableness test. In these instances, the AIP should determine why such a large variation occurred, document and if it appeared that the insured knowingly misreported, assigned yields would apply, see BP section 21(b)(3).

---

**1685 Correcting Yields**

---

For units that a claim for indemnity will be submitted, corrections must be made in the current crop year. However, when the corrected yield results in a change in liability, the liability for claim purposes will not be increased; but will be decreased, if applicable. See LAM for calculating liability for claim for indemnity.

When the indemnity is corrected with more accurate information determined by the reviewer AND the yield certified is within tolerance, it is not considered an error or omission. In accordance with Appendix IV of the SRA, since annual yields that are within tolerance are not considered an error or omission, additional reviews are not required. However, any certifications not within the tolerance that cause premium or liability to change, will continue to require additional reviews in accordance with Appendix IV of the SRA.

**A. Correcting Yields, for Non-Loss Units, when Production Evidence is Within Tolerances**

The correction must be made no later than the subsequent crop year's PRD. Since the certified yield was within tolerance, it is considered acceptable and supports the certification. Therefore, no changes to the current crop year are required and no previous crop years are required to be reviewed and verified according to the SRA.

**B. Correcting Yields, for Non-Loss Units, Using Final Disposition when Farm Management Records were Used to Certify**

When the insured's certification is within tolerance based upon the farm management records that were used to certify the production, then the APH database is updated with final disposition records in accordance with Para. [1684B\(7\)](#), the correction must be made no later than the subsequent crop year's PRD. Since the certified yield was within tolerance, it is considered acceptable and supports the certification. Therefore, no changes to the current crop year are required and no previous crop years are required to be reviewed and verified according to the SRA.

**C. Correcting Yields, for Loss and Non-Loss Units, when Assigned Yields Apply**

- (1) Assigned yields are corrected in the crop year that had the unacceptable production report and carried forward to all subsequent crop year's policies.
- (2) Assigned yields apply per Para. [1686A](#).
- (3) Any overpaid or underpaid indemnity or premium must be repaid or refunded.
- (4) If the insured chooses to replace an assigned yield by certifying/recertifying actual yields in a subsequent crop year, see Para. [1686B](#) for details.
- (5) The yield to be assigned for:
  - (a) Carryover insureds is 75 percent of the prior year's approved yield. This is not considered a break in continuity.

When there is no prior year's approved yield (or the prior year's approved yield cannot be determined), then the assigned yield is 65 percent of the T-Yield.
  - (b) New insured is the applicable variable T-Yield when the new insured does not have an acceptable production report. This is considered a break in continuity.

Variable T-Yields are used for the crop year that has the unacceptable production report and all prior crop years, i.e., from the break in continuity back. For example, if the most recent crop year's certification was outside of the tolerance, the insured receives four 65 percent T-Yields.
- (6) If the actual yield determined by the reviewer is lower than the yield that would be assigned per (5) above, then the actual yield must be used. In these instances, the actual yield descriptor should be used (not B or P).

**D. Correcting Yields, for Loss and Non-Loss Units, when Result of an Error by AIP/USDA or an Inadvertent Error by an Insured**

- (1) Assigned yields will not apply.
- (2) Correct the error for the crop year where such information is not correct, and all subsequent years. If the error was related to an inadvertent error by an insured, simply stating the error was inadvertent is not sufficient to prove the error was inadvertent.
- (3) Any overpaid or underpaid indemnity or premium must be repaid or refunded.

---

**1686 Assigned Yields**

---

**A. Failure To Provide An Acceptable Production Report Will Result In The Following**

- (1) The yield(s) will be corrected to the yield to be assigned, see Para. 1685C(5).

- A. Failure To Provide An Acceptable Production Report Will Result In The Following (Continued)**
- (2) Failure to provide an acceptable production report (see Para. [1322](#)) will result in assigned yields applying to the entire crop policy unless (3) below applies. The following are examples when assigned yields apply to the entire crop policy:
- (a) The insured did not submit a production report by the applicable PRD for the crop policy.
  - (b) The insured, or anyone assisting the insured, knowingly misreported.
  - (c) The insured did not submit a production report including all acreage and production (insured and uninsurable/uninsured) by P/T/TMA as identified on the **AD** from their operation for the APH crop year being reported.
  - (d) The insured did not submit a production report conforming to the unit structure (EU, BU, and/or OU) that applies for the current crop year.
  - (e) Any circumstance in which (3) below cannot be applied. If a comparison of acceptable production records to what the insured certified on the production report cannot be made, (3) below does not apply.
  - (f) For Pecan Revenue, see [Part 21](#).
- Exception:** Assigned yields do not apply to a unit with a claim for indemnity in which production to count from the claim is used to determine the production for the applicable unit.
- (3) If the failure to provide an acceptable production report was because acceptable production records provided by the insured do not support what was certified on the production report within the tolerances provided in Para. [1684B\(3\)](#), it will result in assigned yields applying to the applicable unit(s) based on how the insured certified the crop's production and acreage on the production report according to the chart below.

**A. Failure To Provide An Acceptable Production Report Will Result In The Following (Continued)**

Line	Insured	Then Assigned Yields Apply
1	At EU level	At EU level <sup>1,2</sup>
2	At EC/EI/ET level	At EU level <sup>1,2</sup>
3	At EU level, prorated by AIP to underlying BU or OUs that are being maintained	At EU level <sup>1,2</sup>
4	At EC/EI/ET level, prorated by AIP to underlying BU or OUs that are being maintained	At EU level <sup>1,2</sup>
5	At BU or OU level for EC/EI/ET	At BU level <sup>1</sup>
6	At OU levels for EU	At BU level <sup>1</sup>
7	At BU level for EU	At BU level <sup>1</sup>
8	At BU level	At BU level
9	At OU level for BU	At BU level
10	At OU level, or below OU level, for OU	At BU level <sup>3</sup>

<sup>1</sup> EU or the applicable EC/EI/ET structure still applies.

<sup>2</sup> Assigned yields will apply to entire crop policy.

<sup>3</sup> Assigned Yields apply to the BU that contains the incorrect OU certification, since the insured certified by OU and does not qualify for OU. OUs will be combined into the BU from which they were formed. Other BUs would not be impacted.

**Example 1:** The insured has EUs by irrigation practice for one practice and a different unit structure for the other practice (BU/OU). The insured certified their irrigated practice at the EI level and had an error that would cause assigned yields to apply. They certify their non-irrigated practice at the BU level that also had an error that would cause assigned yields to apply. Assigned yields will apply to the entire crop/policy due to the error at the EI level (line 2 of the chart above).

**Example 2:** Insured has EU for corn with the following underlying OU APH databases: 0001-0001, 0001-00002, 0002-0001, 0002-0002, 0003-0001, and 0003-0002 and certifies production on an OU basis. From an APH Review it is determined that the insured doesn't have acceptable production records to support the production for unit 0002-0001 that was certified and assigned yields will apply. The assigned yield would apply at the BU level (line 6 of the chart above), therefore APH database for units 0002-0001 and 0002-0002 would receive an assigned yield.

**Example 3:** Insured has EU for corn with the following underlying OU APH databases: 0001-0001, 0001-0002, 0002-0001, 0002-0002, 0003-0001, and 0003-0002 and certifies production on an EU basis to be prorated by AIP. From an APH Review it is determined that the insured doesn't have acceptable production records to support the total production that was certified and assigned yields will apply. The assigned yield would apply at the EU level (line 3 of the chart above), therefore all six OU APH database would receive an assigned yield.

**A. Failure To Provide An Acceptable Production Report Will Result In The Following (Continued)**

**Example 4:** Insured has EUs by irrigation practice for irrigated practices of corn with the following underlying OU APH databases: 0001-0001, 0001-00002, 0002-0001, 0002-0002, 0003-0001, and 0003-0002 and certifies production on an EU basis to be prorated by AIP. For the non-irrigated practices of corn, the insured has the following underlying BU APH database: 0001-0000, 0002-0000, and 0003-0000 and certifies production on a BU basis. From an APH Review it is determined that the insured doesn't have acceptable production records to support the total production that was certified for the EI irrigated practice and assigned yields will apply. The assigned yield would apply at the EU level (line 3 of the chart above), therefore all six OU APH databases for the irrigated practices and the three BU APH databases for the non-irrigated practices would receive an assigned yield. Assigned yields would apply to the entire crop/policy.

**Example 5:** Insured has EUs by cropping practice for NFAC practices of soybeans with the following underlying OU APH databases: 0001-0001, 0001-00002, 0002-0001, 0002-0002, 0003-0001, and 0003-0002 and certifies production on an OU basis. For the FAC practices of soybeans, the insured has the following underlying BU APH databases: 0001-0000, 0002-0000, and 0003-0000 and certifies production on a BU basis. From an APH Review it is determined that the insured doesn't have acceptable production records to support the production for unit 0001-0001 that was certified for the EC NFAC practices and unit 0002-0000 for the FAC practices and assigned yields will apply. The assigned yield would apply at the BU level (line 5 of the chart above) for EC for NFAC practices and at the BU level (line 8 of the chart above) for FAC practices. For the EC for NFAC practices the following APH databases for units would receive an assigned yield: 0001-0001, 0001-0002, 0002-0001, and 0002-0002. For the BU for FAC practices, APH database for units 0001-0000 and 0002-0000 would receive an assigned yield.

- (4) Any overpaid or underpaid indemnity or premium must be repaid or refunded.
- (5) Consequences specified in BP Sec. 6(g) will be imposed, as applicable.

**B. Replacing an Assigned Yield**

- (1) Assigned Yield applied due to Para. 1686A(2).

**B. Replacing an Assigned Yield (Continued)**

If an insured wants to recertify the production report in a subsequent year to replace an assigned yield, the insured must provide hard copy records of acceptable production evidence, supporting the certification, to the AIP. The AIP must review the information and determine if it is acceptable. The AIP must verify the production information and maintain this documentation in accordance with the record retention policy. If the AIP reviewer determines that the production records are not acceptable, or the yield does not appear reasonable, assigned yields would still apply and the insured would not be allowed to recertify.

(2) Assigned Yield applied due to Para 1686A(3).

To replace an assigned yield, an insured must recertify their production report in a subsequent year. If the AIP completing the recertification is:

(a) The same AIP that conducted the APH Review;

Then the AIP must review the information and determine if there are any new records available. If new records are not available and no information has changed since the APH Review, then the insured should be allowed to recertify the production.

**Example:** The insured originally certified 1,500 bushels, but an APH review determined there were acceptable records for only 1,000, and an assigned yield was applied. In a subsequent year, the insured can recertify the 1,000 bushels supported by the production records to replace the assigned yield.

(b) Not the same AIP that conducted the APH Review, or the same AIP that conducted the APH Review and the insured's certification is different, or the same AIP that conducted the APH Review and new records are available;

Then the insured must provide hard copy records of acceptable production evidence, supporting their certification, to their AIP. The AIP must review the information and determine if it is acceptable. The AIP must verify the production information and maintain this documentation in accordance with the record retention policy. If the AIP reviewer determines that the production records are not acceptable, or the yield does not appear reasonable, assigned yields would still apply and the insured would not be allowed to recertify.

For more information on assigned yields, see BP Sec. 21, BP Sec. 3(g), and Para. [1204](#), [1322](#), and [1503](#).



## PART 17: CATEGORY B CROP PROCEDURES

### Section 1: APH Database

#### 1701 General Information

---

APH yield determination methods provide flexibility the initial year of insurance for insureds that do not furnish acceptable records. For insureds that provide less than four years of actual yields, variable T-Yields are used to complete four-year APH databases see Para. 1702A-B. When four or more years of actual yields are available in an APH database, T-Yields are not used. Insureds must provide production reports for subsequent crop years in accordance with the policy.

A minimum of four years of yields are required in each APH database to calculate approved yields. The following paragraphs contain instructions for establishing APH databases.

AIPs must transmit all active APH databases to RMA, regardless of whether such APH databases have acreage attached.

#### 1702 Methods to Establish an APH Database

---

##### A. No Actual or Assigned Yields

- (1) New insureds who have not produced the crop may qualify as a New Producer. See [Section 3](#).
- (2) New insureds who have produced the insured crop and do not provide acceptable production reports for the land in the insured's current operation by the PRD or provide production reports containing only zero-planted acres, approved yields are calculated by multiplying the applicable T-Yield(s) by 65 percent. If the insured crop was produced on entirely different land than contained in the current farming operation and the new insured does not provide acceptable production reports due to lack of acceptable supporting production evidence for such land, the new insured may request a RO Determined Yield. See [Section 4](#) and [Part 22](#).
- (3) New insureds must request approved yields by completing and signing a Production Report. Separate four-year APH databases are required for each unit (by P/T and for each TMA). Each APH database must contain four 65 percent T-Yields. AIPs must quote the applicable 65 percent T-Yield as the preliminary yield. The verifier must approve all approved yields.
- (4) APH databases must be updated each year with any actual or assigned yields and appropriate percentage of the variable T-Yield. The 65 percent variable T-Yield applies for only one year, unless zero acreage of the crop is planted.
- (5) OUs are not authorized see Para. [1014](#) for exceptions.

##### B. Actual and/or Assigned Yields Provided

When acceptable production reports containing actual yields are filed and/or assigned yields apply for a crop year, the crop year is counted for variable T-Yields purposes. APH databases with actual and/or assigned yields are established as follows:

**B. Actual and/or Assigned Yields Provided (Continued)**

- (1) Less than four years of actual/assigned yields. When less than four years of actual/assigned yields are available for an APH database, the average APH yield is determined by a simple average of the insured's actual/assigned yields and applicable variable T-Yields used to complete the four-year minimum APH database divided by four.
- (2) Four or more years of actual/assigned yields. When four or more years of actual/assigned yields are available for an APH database the average APH yield is determined by a simple average of the insured's actual/assigned yields divided by the number of years of actual/assigned yields contained in the APH database.

**C. New Producer**

New producer determinations are made on a crop/county basis, which includes all types and practices (including certified organic and transitional) of the crop. A new producer is a person who has not been actively engaged in farming for a share of the production of the insured crop (producing the crop) in the county for more than two APH crop years. Insureds who have produced the insured crop for more than two APH crop years in other county(ies) qualify as a new producer of the insured crop if they have not produced the insured crop in the county for more than two crop years. See [Section 3](#) for instructions to calculate an approved yield for persons qualified as a new producer.

**D. RO Determined Yields**

In certain situations, a RO Determined Yield may be requested by the insured through their AIP, see [Section 4](#) and [Part 22](#).

**E. Added Land/New Crop/P/T**

Variable T-Yields will be used for added land or new crop/P/T based on the years of actual/assigned yields for the insured crop and county unless the added land or new crop/P/T qualifies for use of the SA T-Yield or the insured qualifies to use another producer's production history to establish the APH database. See [Part 17, Sections 7 and 8](#). Beginning with the 2017 crop year, SA T-Yields are applicable for certified organic and transitional practices when the criteria in Section 7 are met. Refer to SF APH database instructions in [Part 11, Section 2](#) when a SF practice is carried out for the first time for Wheat, Barley, and Oats on the same unit as the CC practice has been carried out.

**F. Determined Irrigated Yields**

In lieu of the variable T-Yield, an AIP may approve a determined yield for an IRR practice the first time the IRR practice is carried out on a unit, if certain conditions are met. See Para. [1107](#) for instructions of when determined irrigated yields are available and all applicable calculations.

**G. High-Risk Land**

Variable T-Yields do not apply to acreage with less than four years of actual/assigned yields that is located on high-risk or unrated land with high-risk T-Yields. One hundred percent of the high-risk T-Yield assigned applies. Use yield descriptor “F.”

**H. Master Yields**

A MY is an optional yield calculation method in addition to standard APH databases. Insureds that qualify for MY must request initial MY and provide the required documentation no later than the PRD. MY are available for select crops, practices, and locations. See [Section 5](#) for MY procedures, crops, and applicable locations (states).

**I. Acreage Emerging from an USDA Program, New Breaking, or Native Sod**

See Para. [1761](#) for procedure to calculate an approved yield for acreage emerging from USDA programs.

See Para. [1762](#) for procedure to calculate an approved yield for new breaking acreage.

See Para. [1763](#) for procedure to calculate an approved yield for native sod acreage.

**J. Switching from an ARPI to a CCIP Policy**

See [Section 9](#) for procedure to calculate an approved yield when an insured switches from an ARPI policy to a CCIP policy.

**K. APH Database Requirements for PP Acreage when PP Payments are Limited**

A yield will be assigned for APH database purposes, when the PP payment for the first insured crop for the previous crop year is limited to 35 percent of the PP coverage by the crop’s policy. See Prevented Planting Standards Handbook for situations when PP acreage is not eligible for double cropping and limited to 35 percent of the PP payment. Separate yields must be assigned for each P/T/TMA requiring separate approved yields, see Para. [1542](#).

- (1) Only the first insured crop’s yield is affected when PP payments are limited, even if PP payments are based on another crop when sufficient eligible PP acres of the first insured crop are not available. For example, 200 acres PP corn claimed (first insured crop); however, corn had 150 eligible PP acres and 50 acres of the PP payment was based on soybeans. In this example, a yield for APH database purposes will be assigned for 200 acres of PP corn.
- (2) If the unit contained only PP acreage on which the PP payment was limited, 60 percent of the applicable approved yield (for the unit/P/T/TMA) for the first insured crop on which PP was claimed will be assigned. Use the “PP” yield descriptor to identify the yield assigned for PP acreage. Such yields are not eligible for yield substitutions under the Yield Adjustment Election and they do not count as a year of actual yields for variable T-Yield and yield floor percentage determinations.

**K. APH Database Requirements for PP Acreage when PP Payments are Limited (Continued)**

- (3) If the unit contains both PP acreage on which the PP payment was limited and planted acreage of the first insured crop, the yield for the unit will be determined by:
- (a) Multiplying the number of insured PP acres for the first insured crop by 60 percent of the applicable approved yield for the first insured crop;
  - (b) Adding the production assigned in (a) above to the amount of harvested and/or appraised production for planted acreage of the first insured crop; and
  - (c) Dividing the total production determined in (3) above by the total number of acres.

**Example:** 10 acres PP was planted to a second crop. The approved yield for the first insured crop was 100 bu./acre.

10 acres PP first Insured Crop	15 Acres First Insured Crop Planted and Harvested	10 x (0.60 x 100 bu./acre)	=	600 bu.
		15 acres harvested	=	825 bu.
		Total bu.	=	<u>1425 bu.</u>
		1425 bu. ÷ 25acres	=	57 bu./acre

- (d) The total acres (PP on which the PP payment was limited and planted first crop acreage) and the weighted average yield (identified by PW yield descriptor) determined using the procedure above must be shown on the insured's Production Report and included in the APH database used to calculate the APH yield for the unit for the applicable P/T/TMA. APH entries for the example above are as follows:  
  
Acres = 25.0; weighted average yield = PW 57.
  - (e) Such yields are eligible for yield substitutions under YA and exclusions under YE, and count as a year of actual yields for variable T-Yield and yield floor percentage determinations.
- (4) If the PP payment is not limited to 35 percent of the PP coverage there is no effect on the APH database (PP acreage is not shown on the insured's production report and is not entered in the APH database used to calculate the approved yield).

**L. Approved Yield Reductions**

See [Part 16 Section 5](#) for APH yield reduction instructions. Approved yields calculated for a practice (including transitional and certified organic acreage), or type (P/T) of the insured crop, are required to be reduced for the following situations when they are discovered:

**L. Approved Yield Reductions (Continued)**

- (1) Any reported actual yield identified as excessive requires an APH review by the AIP. Excessive actual yields are adjusted if the insured provides verifiable records that support the actual yield but cannot prove that there is a valid basis for the excessive yield.

If an insured does not provide verifiable records to support the excessive actual yield, the production reports for the crop year are not acceptable and are not used to calculate the approved yield. For carryover insureds, assigned yields will apply, see Para. [1686](#).

- (2) Inconsistent approved yield when acreage limitations are exceeded.
- (3) When a different production method likely to result in a lower yield than the production method upon which the approved yield is based are carried out for the crop year.

**M. Cups**

A cup mitigates the effect of a catastrophic year on an approved yield by preventing it from decreasing by more than 10 percent compared to the prior year's approved yield and is only available for carryover insureds. See [Part 16, Section 4](#).

**N. Yield Floors**

The yield floor prevents the approved yields from declining below a certain percentage of the applicable T-Yield. See [Section 2](#) of this part.

**O. APH Database Yield Adjustment**

For APH database calculation purposes, insureds may substitute 60 percent of the applicable T-Yield (80 percent for BFR/VFR) for actual yields that are less than 60 percent of the applicable T-Yield to mitigate the effect of catastrophic years for low actual yields caused by drought, flood, or other natural disasters. See [Part 16 Section 1](#).

**P. APH Yield Exclusion**

For APH database calculation purposes, YE, allows the exclusion of an actual yield for a crop year when RMA determines the county per planted acre yield for the crop year was at least 50 percent below the simple average of the per planted acre yield for the crop in the county for the previous 10 consecutive crop years. See [Part 16 Section 2](#).

**Q. APH Database Requirements for Acreage in Transition without an Organic Plan**

For acreage transitioning to organic, the insured must have an organic certificate, or written documentation from a certifying agent, indicating an organic plan is in effect. If the insured does not have an organic certificate or written documentation, the acreage cannot be insured under the transitional practice and must be insured under the conventional practice (see GSH Part 8 Section 4). Transitioning to organic without a plan is considered a change in production method.

When there is a change in production methods, the insured must report the change in production methods to the AIP. If the different production method is likely to result in a yield lower than the production method upon which the approved yield is based, the approved yield will be reduced to reflect the different production method. (See Para. [1675](#) for procedures to reduce approved yield due to different production methods). Any production from acreage transitioning without an organic plan will be insured under the conventional practice and a separate APH database established for such acreage.

- (1) A separate APH database is established using the lower of the conventional APH database approved yield or the applicable T-Yield for the transitional practice when other APH databases do not exist for acreage transitioning without a plan.
  - (a) Use the APH Procedural Exception Code of “T” for APH databases for acreage transitioning without a plan. See Para. [1505E](#) for more information regarding APH Procedural Exception Codes.
  - (b) Actual yields from organic production methods must be used to establish these APH databases identified with an APH Procedural Exception Code of “T” for acreage transitioning without an organic plan.
  - (c) When at least 4 APH crop years of actual yields from organic production methods are not available for an APH database, use variable T-Yield procedures to complete the APH database. Although these acres are being insured as a conventional P/T, the organic (transitional) T-Yield contained in the county **AD** is the applicable T-Yield. See Para. [1503](#) for variable T-Yield procedures.

**Exception:** In those instances when the conventional approved yield for the acreage is lower than the variable T-Yield, use the approved yield as an annual yield, identified with a F yield descriptor, to complete the APH databases identified with a “T” APH Procedural Exception Code.

If SA T-Yields apply, calculate SA T-Yields using all approved yields for existing APH databases containing one actual yield with the same organic production method identified with “T” APH Procedural Exception Code.

- (2) For acreage transitioning without an organic plan that began transitioning prior to the 2017 crop year, continue to use an analysis database to determine whether the conventional approved yield should be reduced.

**Q. APH Database Requirements for Acreage in Transition without an Organic Plan (Continued)**

- (a) Establish an analysis database:
  - (i) Use yields for transitional acreage for the same crop/practice/type/unit, as applicable.
  - (ii) Complete the analysis database with applicable variable T-Yields, if needed to complete four years in the database.
  - (iii) Calculate an average yield for the analysis database using any applicable yield limitations or adjustments.
- (b) Compare the analysis database average yield to the conventional APH database approved yield:
  - (i) If the conventional approved yield is lower than the analysis database yield, the approved yield is not reduced.
  - (ii) If the analysis database average yield is lower:
    - (A) The conventional approved yield is reduced to the analysis database average yield.
    - (B) The AIP must report the conventional APH database to RMA with a yield limitation flag "11" if no yield limitations or adjustments, (substitutions) applies, or "12" or "13" if any applicable yield limitations or adjustments (substitutions) apply.

The analysis database is not transmitted by the AIP to RMA; however, it must be provided with any transfers by the insured to a different AIP.

- (3) For acreage in transition to organic certification without an organic plan becomes certified organic prior to the 2017 crop year, the AIP must determine whether the approved yield for the certified organic acreage should be reduced for any acreage that was transitioned to organic certification without an organic plan.
  - (a) If the insured has four or more years of certified organic annual or assigned yields, the certified organic approved yield is not adjusted by the AIP.
  - (b) If the insured has less than four years of certified organic annual or assigned yields, the AIP must assure acreage that was in transition to organic certification without an organic plan, or written documentation in effect, from a certifying agent is accounted for in the organic APH database production history. The AIP must determine whether the approved yield for the certified organic APH database must be reduced.

**Q. APH Database Requirements for Acreage in Transition without an Organic Plan (Continued)**

- (i) Establish an analysis database for the same crop/unit/P/T, as applicable:
  - (A) use any certified organic annual yields;
  - (B) annual yields from the transitional acreage (without an organic plan or written documentation from a certifying agent indicating an organic plan is in effect) in the most recent four APH crop years;
  - (C) complete the analysis database with variable T-Yields, as applicable to complete the analysis database; and
  - (D) determine the analysis database yield with any applicable yield limitations or adjustments.
- (ii) When the analysis database's approved yield is lower, the certified organic APH database approved yield is reduced to the analysis database approved yield.
- (iii) If the approved yield is reduced, the AIP must report the APH database to RMA with a yield limitation flag "11" if no yield limitations or adjustments, (substitutions) applies, or "12" or "13" if any applicable yield limitations or adjustments (substitutions) applies.

The analysis databases are used by the AIP to determine whether the certified approved yield should be reduced. The analysis database should not be transmitted by the AIP to RMA; however, it must be provided with any transfers by the insured to a new AIP.

The AIP must continue to use the analysis database until four years of certified organic history is obtained. See prior issuances of CIH for examples of analysis APH databases.

**R. APH Database Requirements for Certified Organic or Transitional Acreage Affected by Prohibited Substances**

If transitional or certified organic acreage is affected by a prohibited substance (See GSH for information on prohibited substances) for Category B crops:

- (1) before the ARD, the production from the affected acreage will be added to the conventional APH database; or
- (2) after the ARD, the crop is insurable as it was reported and the production from the affected transitional acreage will be added to the transitional APH database and the production from the affected certified organic acreage will be added to the certified organic APH database.



**R. APH Database Requirements for Certified Organic or Transitional Acreage...(Continued)**

For the following crop year, if the certifying agent does not issue an organic certificate for the acreage affected by a prohibited substance, the acreage cannot be insured under the organic practice. The insured may transition the acreage toward organic certification or return to conventional farming practices. See Exh. [17](#) for example.

**1703-1710 (Reserved)**

---

## Section 2: Yield Floors

### 1711 General Information

---

Yield floors are yield limitations designed to mitigate the effect of catastrophic years on approved yields. Apply yield floors by APH database, and only APH databases with at least one actual or assigned yield are eligible.

Yield floors are applicable to additional coverage policies for new and carryover insureds. When applicable, the approved yield will not fall below the yield floor. The yield floor is a percentage of the applicable T-Yield based on the number of years of records the insured has provided for the crop and county, as provided in the following chart.

Maximum Yield Floor Percentage of Applicable T-Yield	1-Year of Records	2-4 Years of Records	5 or more Years of Records
80%	70% of T-Yield	75% of T-Yield	80% of T-Yield
90% Option*	80% of T-Yield	85% of T-Yield	90% of T-Yield
100% Option*	90% of T-Yield	95% of T-Yield	100% of T-Yield

\*Pilot available for some crops only in Minnesota, North Dakota, and South Dakota (must be elected on a crop/county basis by the applicable SCD and is continuous until canceled). Applicable option surcharge applies only to those APH databases where the yield floor is the approved yield.

### 1712 Yield Floor Calculations

---

For qualifying APH databases, approved yields are calculated using yield floors as follows, see Exh. [17](#).

- (1) Calculate the average APH yield using current APH procedures.
- (2) Calculate the yield floor.
- (3) Determine the preliminary yield (and subsequent approved yield).

### 1713 Determining Premium Rates

---

Premium rates are determined differently when the approved yields are based on yield floors. Rates are determined as follows when the approved yield is subject to the rate determined from the average yield; however, guarantees are based on the yield floor. The AIPs must identify the APH database with the appropriate yield limitation flag when transmitting to RMA. See Appendix III.

### 1714-1720 (Reserved)

---

**1721 New Producer Qualifications**

---

To be a new producer, the insured must not have produced the insured crop in the county for more than two APH crop years.

**A. Producing the Insured Crop**

Producing the insured crop means actively engaged in farming for a share of the insured crop's production in the county or being a SBI holder to a person who is actively engaged in farming for a share of the insured crop's production in the county.

If a crop is planted and insurable, then it is considered producing the insured crop for new producer purposes. For example, it is considered a year of producing the insured crop when an insured plants corn for grain and subsequently harvests corn for silage, or an insured plants wheat for grain and then short-rates the acreage.

Producing the insured crop does not include when the crop is planted in such a way that it would not be an insurable crop. However, acceptable production reports for the uninsurable production must be provided for the insured to be determined a new producer, even if the uninsurable production was from a prior crop year(s) when the insured did not have insurance on the crop. For example, it is not considered a year of producing the insured crop when wheat is planted with the intent of haying or grazing, or a silage-only type of corn is planted for silage in a grain-only county.

**B. Produced the Insured Crop in Other Counties**

Insureds who have produced the insured crop for more than two APH crop years in other county(ies) may qualify as a new producer of the insured crop when they have not produced the insured crop in the county for more than two APH crop years.

**C. New Person Type Formation**

Formation of a new person (business entity such as a corporation, partnership, trust, etc.) comprised of one or more persons does not automatically qualify the person as a new producer. Although the person may not have produced the insured crop, SBI holders comprising the person may have produced the insured crop in the county.

- (1) When the SBI holders and the new person have produced the insured crop for two APH crop years or less, the new person may qualify as a new producer if:
  - (a) the insured crop was produced on land currently operated by the new person and production reports are filed for those APH crop year(s).

The approved yield is calculated using the actual yields from the production reports and 100 percent of the applicable T-Yield, identified with the yield descriptor "I."

**C. New Person Type Formation (Continued)**

- (b) the insured crop was produced on land that is NOT operated by the new person and production reports are filed for those APH crop year(s).

The approved yield is calculated using 100 percent of the applicable T-Yield, identified with the yield descriptor "I."

However, if production reports are not filed for all of those APH crop year(s) for the insured crop, regardless of whether that land is operated by the new person, the approved yield is calculated using the variable percentage of the applicable T-Yield based on the number of years of production reports filed, if any.

- (2) When the SBI(s) of the new person and the new person has produced the crop more than two APH crop years, the new person does not qualify as a new producer.

- (a) If the insured crop was produced on land currently operated by the new person and the insured files production reports for those APH crop year(s), the approved yield is calculated using the actual yields and 100 percent of the applicable T-Yield, identified with the yield descriptor "T," to complete the 4-year APH database.
- (b) If the insured crop was produced on land that is not operated by the new person and the insured files production reports for those APH crop year(s), the approved yield is calculated using 100 percent of the applicable T-Yield, identified with the yield descriptor "T," to complete the 4-year APH database.  
  
The number of years for which production reports are filed must be included in the Actual Yield Year Count on the yield record transmitted to RMA.
- (c) If production reports are not filed for all those APH crop year(s) for the insured crop, regardless of whether that land is operated by the new person, the approved yield is calculated using the variable percentage of the applicable T-Yield based on the number of years of production reports filed, if any.

**D. Dissolution of Persons**

Dissolution of a business entity, such as a corporation, partnership, trust, etc., comprised of one or more persons does not automatically qualify the person(s) previously involved in the business entity as new producers. If:

- (1) when the SBI holders and the new person have produced the insured crop for two APH crop years or less, the new person may qualify as a new producer if:

**D. Dissolution of Persons (Continued)**

- (a) the insured crop was produced on land currently operated by the new person and production reports are filed for those APH crop year(s).

The approved yield is calculated using the actual yields and 100 percent of the applicable T-Yield, identified with the yield descriptor “I.”

- (b) the insured crop was produced on land that is NOT operated by the new person and production reports are filed for those APH crop year(s).

The approved yield is calculated using 100 percent of the applicable T-Yield, identified with the yield descriptor “I.”

However, if production reports are not filed for all those APH crop year(s) for the insured crop, regardless of whether that land is operated by the new person, the approved yield is calculated using the variable percentage of the applicable T-Yield based on the number of years of production reports filed, if any.

- (2) when the SBI(s) of the new person and the new person have produced the crop more than two APH crop years, the new person does not qualify as a new producer.

- (a) If the insured crop was produced on land currently operated by the new person and the insured files production reports for those APH crop year(s), the approved yield is calculated using the actual yields and 100 percent of the applicable T-Yield, identified with the yield descriptor “T,” to complete the 4-year APH database.

- (b) If the insured crop was produced on land that is not operated by the new person and the insured files production reports for those APH crop year(s), the approved yield is calculated using 100 percent of the applicable T-Yield, identified with the yield descriptor “T,” to complete the 4-year APH database.

The number of years for which production reports are filed must be included in the Actual Yield Year Count on the yield record transmitted to RMA.

- (c) If production reports are not filed for all those APH crop year(s) for the insured crop, regardless of whether that land is operated by the new person, the approved yield is calculated using the variable percentage of the applicable T-Yield based on the number of years of production reports filed, if any.

**E. Existing Persons**

Although an existing business entity may not have produced the insured crop previously in the county, SBI holders comprising the entity may have produced the insured crop in the county previously, which may affect the new producer status of the existing business entity.

**E. Existing Persons (Continued)**

- (1) When the SBI holders and the new person have produced the insured crop for two APH crop years or less, the new person may qualify as a new producer if:
  - (a) the insured crop was produced on land currently operated by the new person and production reports are filed for those APH crop year(s).

The approved yield is calculated using the actual yields and 100 percent of the applicable T-Yield, identified with the yield descriptor "I."
  - (b) the insured crop was produced on land that is NOT operated by the new person and production reports are filed for those APH crop year(s).

The approved yield is calculated using 100 percent of the applicable T-Yield, identified with the yield descriptor "I."

However, if production reports are not filed for all of those APH crop year(s) for the insured crop, regardless of whether that land is operated by the new person, the approved yield is calculated using the variable percentage of the applicable T-Yield based on the number of years of production reports filed, if any.
- (2) When the SBI(s) of the new person and the new person has produced the crop more than two APH crop years, the new person does not qualify as a new producer.
  - (a) If the insured crop was produced on land currently operated by the new person and the insured files production reports for those APH crop year(s), the approved yield is calculated using the actual yields and 100 percent of the applicable T-Yield, identified with the yield descriptor "T," to complete the 4-year APH database.
  - (b) If the insured crop was produced on land that is not operated by the new person and the insured files production reports for those APH crop year(s), the approved yield is calculated using 100 percent of the applicable T-Yield, identified with the yield descriptor "T," to complete the 4-year APH database.

The number of years for which production reports are filed must be included in the Actual Yield Year Count on the yield record transmitted to RMA.
  - (c) If production reports are not filed for all of those APH crop year(s) for the insured crop, regardless of whether that land is operated by the new person, the approved yield is calculated using the variable percentage of the applicable T-Yield based on the number of years of production reports filed, if any.

**F. A Previous or Current SBI Holder of a Business Entity**

- (1) If a person previously held or continues to hold an SBI in a business entity that produced the insured crop in the county for two APH crop years or less, the person may qualify as a new producer if:
  - (a) production reports are filed for those APH crop year(s) for the insured crop on land that is operated by the business entity, the approved yield is calculated using the actual yields and 100 percent of the applicable T-Yield, identified with a yield descriptor of "I."
  - (b) production reports are filed for those APH crop year(s) for the insured crop on land that is NOT operated by the new person, the approved yield is calculated using 100 percent of the applicable T-Yield, identified with a yield descriptor of "I."
- (2) When the business entity of which a person is a current or previous SBI holder has produced the insured crop more than two years, the person does not qualify as a New Producer.
  - (a) If the insured crop was produced on land currently operated by the person, the insured must file production reports for those APH crop year(s). The approved yield is calculated using the actual yields and 100 percent of the applicable T-Yield, identified with the yield descriptor "T;" refer to Para. [1509](#).
  - (b) If the insured crop was produced on land that is not operated by the person and production reports are filed for those APH crop year(s). The approved yield is calculated using 100 percent of the applicable T-Yield, identified with the yield descriptor "T;" The number of years for which production reports are filed must be included in the Actual Yield Year Count on the yield record transmitted to RMA to ensure the appropriate percentage of the variable T-Yield is used in calculation of the approved yield.
  - (c) If production reports are not filed for all of those APH crop year(s) for the insured crop, regardless of whether that land is operated by the new person, the approved yield is calculated using the variable percentage of the applicable T-Yield based on the number of years of production reports filed, if any.

**G. Insuring a Landlord/Tenant's Share**

If either the landlord or tenant has new producer status for a crop prior to establishing the landlord/tenant arrangement and the other party, either the tenant or landlord, does not qualify as a new producer, the new producer status is not retained.

**Example:** Tenant A and Landlord B - Tenant A has 200 acres of cotton and qualifies as a new producer. Landlord B has been growing cotton in the county for 10 years. In 2022, Tenant A insures Landlord B's share on 50 acres of cotton. Since Landlord B does not qualify as a new producer of cotton, Tenant A can no longer retain their new producer status for cotton.

## 1722 Deadline

---

The deadline for documenting new producer status is the PRD.

**Exception:** If the agent fails to correctly identify a new insured as a new producer, the error, subject to the AIP's approval, may be corrected up until the ARD.

## 1723 Verification

---

AIPs must verify new producer status no later than APH database establishment. Use of RMA-provided systems, PHTS and CIMS, are sufficient for underwriting purposes to provide reasonable assurance of the accuracy of an insured's certification of new producer status.

Although there is no time limit as to when the crop was produced, AIPs are not responsible for searching for years outside of those contained within RMA systems. AIPs may use additional means to verify new producer status when warranted. However, if it is later determined that the insured did not qualify as a new producer, then the policy must be corrected.

## 1724 Documentation

---

AIPs must:

- (1) maintain documentation substantiating the determination of new producer status in the insured's file. Supporting documentation may include underwriting verification from available RMA-provided systems, documents, or phone logs of conversations from county FSA offices, etc.
- (2) obtain new producer certification from the insured, only the initial year new producer status is requested by the insured.

## 1725 Approved Yield Determination

---

If the insured qualifies as a new producer, the approved yield must be determined using the method below for which the insured qualifies.

### A. New Producers Who Have Not Produced the Crop Previously in the County

- (1) If no production records are available due to not planting the insured crop, the applicable T-Yield (100 percent) is the approved yield.
  - (a) APH databases must be established that contain four 100 percent applicable T-Yields identified with the yield descriptor code "I."
  - (b) OUs are allowed, provided they are requested by the ARD and the insured keeps separate records of acreage and production for each proposed OU for the current crop year.
- (2) If sharing in the insured crop for the current crop year with another person(s), new producers may file acceptable production reports by the PRD based on acreage and production records obtained from the other person(s). If so, standard APH database procedures apply.



**B. New Producers Who Have Produced the Crop for One or Two Crop Years**

Production reports are required for new producers who produced the insured crop for one or two APH crop years for such crop years.

**Exception:** A new producer that has produced or shared in the crop for 1 or 2 APH crop years in the county prior to the most recent 10 calendar years preceding the current crop year (11 calendar years for crops with a lag year) is not required to provide production reports for such crop years.

- (1) Production reports must be provided for such crop years to qualify for use of the applicable T-Yield(s) (100 percent). If provided, the approved yield is calculated by dividing the sum of the actual yield(s) and the 100 percent T-Yields by four. If the required production reports are not filed the initial year the APH database is established, the approved yield is calculated using:
  - (a) 65 percent of the applicable T-Yield if no production reports are provided. See Section 1.
  - (b) One actual yield and three 80 percent applicable T-Yields if only the most recent crop year is provided and the insured has produced the insured crop for two years. See Para. [1503](#).
- (2) OUs are determined according to the production reports filed for the previous APH crop year.

**Example:** The insured started farming in 2020 and produced the insured crop in 2020 and 2021. In this instance, the insured qualifies as a New Producer but must provide production reports for the insured crop for the 2020 and 2021 crop years to use the 100 percent of the applicable T-Yield in the APH database calculation.

If the insured had also produced the insured crop prior to the 2020 crop year, the insured would not qualify as a new producer.

---

**1726 Added Land and New Crop P/T APH Database**

---

If added land or a new crop/P/T is added and the insured still qualifies as a new producer for the crop/county, set up the new APH database(s) according to:

- (1) new producer procedures; or
- (2) added land and new crop/P/T APH database procedures, see [Sections 7](#) and [8](#).

Production reports must be provided by the PRD. If acceptable production reports are not provided by the PRD:

- (1) assigned yield provisions apply (see Para. [1686](#));
- (2) T-Yields are then determined using variable T-Yields based on the number of actual/assigned yield(s) for the crop/county; and
- (3) OUs are not allowed.

Yield limitation provisions, cups, and yield floors, apply as appropriate. Once three years of actual, assigned, and/or temporary yields have been provided for the crop/county, the “I” yield descriptor code is discontinued. “I” yield descriptor codes must then be removed and replaced with T-Yield descriptor codes, even if the three years of annual yields are not applicable on an APH database.

**Example 1:** Unit 0001-0000 planted in crop years 2019, 2020, 2021, with three actual yields. Unit 0002-0000 has never been planted. In crop year 2022 the “I” are removed from unit 0002-0000 and replaced with 100 percent T-Yield “T.”

**Example 2:** The insured is a new producer in 2018, unit 0001-0001 has only short-rated wheat in crop years 2019, 2020, 2021 and unit 0001-0002 is never planted. Because short-rated wheat is considered producing the crop, even though production is not harvested, each year all of the wheat acreage is short-rated, a “Q” is added to the APH database since there is no actual production on the short-rated acreage. In 2022, the “I”s are removed from the APH databases for both unit 0001-0001 and 0001-0002 and replaced with 100 percent T-Yield “T.”

## Section 4: RO Determined Yields

### 1731 General Information

---

RO Determined Yield Requests may be submitted for the following situations:

- (1) variable T-Yield exceptions, when the insured (or SBI of the insured) does not qualify for new producer status in accordance with [Section 3](#) New Producer and has:
  - (a) produced the crop on a farming operation for more than two crop years, stopped farming ALL land in that farming operation, and has produced the crop on entirely different land for two APH crop years or less in the county; or
  - (b) NOT produced or shared in the crop for more than two APH crop years in the county in the most recent 10 calendar years preceding the current crop year (11 calendar years for crops with a lag year). If the insured produced or shared in the crop for one or two years in the most recent 10 calendar years (11 calendar years for crops with a lag year), production reports must be filed for such crop years.
- (2) MYs, as provided in [Section 5](#); or
- (3) Other situations authorized by RMA in policy or procedure.

A person may qualify for OUs based on intent to maintain separate acreage and production records according to OU provisions. See [Part 22](#) for additional procedures for RO Determined Yields.

### 1732 Verifier Responsibilities

---

Verifiers must provide approved yields timely. For RO Determined Yields:

- (1) AIPs must notify each affected insured of the approved yield(s) no later than 25 calendar days after issuance of the approved yield by the RO;
- (2) the AIP will notify the insured of the approved yield(s) by:
  - (a) certified mail (return receipt requested); or
  - (b) an alternative method where the date the insured was notified and the method used is clearly documented; and
- (3) documentation of the date the insured was notified of the approved yield must be available to verify timely notification of approved yields.

### 1733-1740 (Reserved)

---

## Section 5: Master Yields

### 1741 General Information

---

MYs are available for some crops and locations authorized by RMA where crop rotation and land leasing practices limit the APH crop years of yield history available on individual units and APH databases, see Exh. [17](#). MYs are not applicable for CAT policies.

To establish the approved APH MY for all acreage of the crop planted in the designated MY area(s), data from all acreage of the crop the operator has (or had) in the county (identified by unit and by P/T, and TMA, as shown on the [AD](#)) are used. When a crop is approved for MY, all types and practices (including certified organic and transitional) of that crop are approved for MYs in an approved location. The same policy (crop and county) shall not contain a combination of MY(s) and approved yields (calculated by using standard APH database procedures).

**Exception 1:** MYs do not apply to any acreage emerging from a USDA program (such as CRP, etc.), new breaking acreage the initial year of planting, or native sod acreage (see GSH Part 4, Section 1). Establish this acreage with an APH database as provided in [Section 8](#); however, MYs will continue to apply to all other APH databases for the crop in the county. In subsequent crop years, the emerging USDA program acreage, new breaking acreage, or native sod acreage must be combined with the MY for the crop/county.

**Exception 2:** MYs do not apply to an APH database utilizing a different production method requiring the approved yield to be adjusted according to Para. [1675C](#). The MYs will continue to apply to all other APH databases for the crop in the county.

**Exception 3:** MYs do not apply to any acreage transitioning to organic without an organic plan or written documentation from an organic certifying agent.

The approved MY (by P/T) applies to all individual units within the MY area at a minimum on a policy basis unless otherwise authorized by a RO. Units with four or more years of records also use the MY (by P/T) as the approved yield. In addition, SA T-Yield procedure for added land or new crop/P/T APH Databases is not applicable where MYs are elected and approved.

When MY is elected, all APH databases, individual and MY summary APH databases, must be transmitted to RMA.

### 1742 Initial MY Approval Authorities

---

Initial training is mandatory for an AIP to approve MYs. A minimum of one representative per AIP must attend initial training from any RO to approve MYs for any region. RMA may also require additional update training in some instances.

#### A. Referral of the MY Request

Referral of the MY request to the RO for approval is required when:

- (1) RMA withdraws an AIP's authority to calculate initial MYs based upon an inordinate number of MYs calculated incorrectly;
- (2) AIPs elect not to be responsible for the approval of initial MYs; and

## 1742 Initial MY Approval Authorities (Continued)

### A. Referral of the MY Request (Continued)

- (3) the request is to use an existing MY to establish a MY (see Para. [2211](#)):
- (a) to an adjacent county; or
  - (b) to person(s) who participated in the creation of a MY credited to another person.

### B. AIP Approval of Initial MYs

AIPs may approve initial MYs for the crops and locations listed below following successful completion of RMA approved training. See Exh. [17C](#) for applicable crop approval locations.

Crop	Location	Approval
Alfalfa Seed	all locations	approved for MYs
Buckwheat	all locations	approved for MYs, except Minnesota
Canola/Rapeseed	all locations	approved for MYs
Dry Beans and Contract Seed Beans	all locations	approved for MYs
Dry Peas	all locations	approved for MYs
Green Peas	all locations	approved for MYs
Mustard	all locations	approved for MYs, except North Dakota
Onions	all locations	approved for MYs, except Colorado
Potatoes	all locations	approved for MYs, except Texas
Processing Beans	all locations	approved for MYs
Safflower	all locations	approved for MYs
Sugar Beets	all locations	approved for MYs
Sunflowers	all locations	approved for MYs, except North Dakota, Oklahoma, and Texas
Sweet Corn - Processing	all locations	approved for MYs
Tomatoes - Fresh Market	limited to California	approved for MYs
Tomatoes - Processing	all locations	approved for MYs

## 1743 Deadlines

The request for MYs must be signed by insured and received by the following deadline:

- (1) For AIP approved Initial MYs, the AIP verifier must receive the MY Request and supporting documentation no later than 30 calendar days after the PRD. If received after the deadline, the AIP will reject the request and determine the approved yield using standard APH database procedures.
- (2) For RO approved Initial MYs, the RO Determined Yield Request and supporting documentation must be received by the RO no later than 30 calendar days after the PRD.

## **1743 Deadlines (Continued)**

---

- (a) If the RO receives the request after the deadline, the RO will not accept the request and the AIP must establish the approved yield using standard APH database procedures.
- (b) The RO will document late requests for subsequent review to assure that the AIP established approved yields using standard APH database procedures.

## **1744 Preliminary Master Yield**

---

If the approved initial MY is at least 95 percent of the preliminary MY quoted by the agent, the initial MY is binding. If the approved initial MY is less than 95 percent of the preliminary MY, mutual consent cancellation or reconsideration provisions are applicable, see GSH Para. 833.

If a preliminary MY was not quoted by the agent, or if the insured's intentions are not clearly documented, the RO/AIP will return the MY request unapproved. Approved yields calculated under standard APH database procedures will then apply.

## **1745 Cancelling MYs**

---

Once MYs are approved, insureds may not switch to standard APH databases, unless the insured cancels the MY in writing on or before the cancellation date for the insured crop.

When cancelling MYs, all years of the production history contained in the MY that can be attributed to the insured's farming operation under standard APH database procedures must be used (landlord may have to recertify actual yields for their own farming operation if the MY was established on an operator basis). Cups will not apply.

When switching back to standard APH databases, any previously existing APH database with fewer than four years of actual/assigned yields will use variable T-Yield procedures to complete the APH databases; SA T-Yields will only be eligible on added land APH databases without actual/assigned yield history.

Previously approved MYs are retained if the policy is transferred and a break in continuity of insurance does not occur, the operator remains the same, and the MY is not canceled.

## **1746 Requirements for Establishing Initial MY(s)**

---

### **A. Operator**

MYs are established on an operator basis.

- (1) Operator is described as the individual with the largest insurable interest in the crop.
  - (a) If the operator shares in other persons, the same MY must be used for all persons in which they are the operator and insures under separate policies. For example, an operator who has a majority share in multiple policies cannot choose to insure some policies under MY and some policies under standard APH databases.

**A. Operator (Continued)**

- (b) If two or more equal interests are involved, the operator is the individual who makes the daily farm management decisions regarding the crop. If two or more individuals have equal interests and make daily farm management decisions equally, they will be considered to be operating jointly and will have one combined MY. Farm management decisions begin with land selection and continue through harvest.
  - (c) If the policy covers land farmed by more than one operator, a separate MY must be established for each operator (such as the insured is a landlord on some land and an operator on other land, or is a landowner with multiple operators).
  - (d) The operator for each MY must be denoted on the APH database (in the block indicating the insured's name and address) to indicate the MY has been established on an operator basis.
  - (e) The MY determined for the operator also applies to insured landlord(s) involved in that farming operation except for a landlord that has CAT coverage or other acreage on which a MY is not applicable. A copy of the operator's MY or a MY with the operator's history must be placed in the landlord's file.
- (2) All initial MYs for insureds sharing in the crop (companion contracts) must be reconciled using the following guidelines prior to issuing approved MYs.
- (a) An insured sharing in the crop with an operator who has an approved MY will have their production guarantee(s) based on the operator's MY if the insured has the operator's permission and has timely requested a MY. Landlords that share rent land to multiple operators for the same crop must have MYs by operator on all land for the crop or it must remain a standard APH database.
  - (b) An insured sharing in the crop with an operator who has an approved MY will have their production guarantee(s) based on standard APH database procedures unless a timely request for a MY was made.
  - (c) A person sharing in the crop with an operator who does not have an approved MY may request an initial MY from the verifier by the PRD.
  - (d) If the operator's (whose records were used to calculate the approved yield) status as an operator changes after the PRD, the approved MY may be used for that crop year; however, it must be recalculated for the following crop year. An operator's status changes if the operator rents/leases land to another person who qualifies as the operator. Persons who may continue to use the MY include:
    - (i) a landlord with an approved MY based on an operator's records whose status changed; or

**A. Operator (Continued)**

- (ii) an operator whose status changed but continues to have an insurable interest in the crop. (A processor that has 100 percent interest in the crop may not use the landowner's or laborer's records.)

- (e) Transfer of APH database history for MYs.

**B. Previous Crop Years**

MYs approved for previous crop year(s) that were not established on an operator basis, may be converted to an operator basis if requested timely by the insured.

**C. Approved By Verifier**

The verifier must establish and approve MYs for each:

- (1) P/T/TMA, as indicated in the **AD**; and
- (2) RO Designated Homogeneous MY areas.

**1747 Production Reporting Requirements**

---

Individuals requesting initial MYs must furnish at least the four most recent APH crop years of continuous production reports (that contain actual and/or assigned yields for each crop year) for the crop, by county, within the base period. Insureds under standard APH database the previous year who request initial MYs must use all previously certified yield history that is still within the base period, see [Part 15 Section 1](#).

Insureds with an approved MY for a crop who begin farming the crop in an adjoining county may request a MY for the crop in that county from the RO. Records from other entities sharing in the crop on the same land with the operator may be used to meet the four-year record requirement with RO approval. However, APH history transferred from another producer (not currently sharing in the crop) cannot be used in the establishment of a MY.

**A. Production Report**

For the most recent APH crop year in the APH database, the insured must complete and sign a production report for each unit (by BU or OU) and by TMA (when applicable) on which the crop was grown. For such locations (legal descriptions), report acreage and production separately by P/T when indicated on the **AD**. Production reported for the most recent APH crop year determines whether the insured qualifies for BU or OU.

**B. Land Variance**

Different parcels of land are often leased from year to year; therefore, units may not correspond for all reported years in the APH database. However, the insured must report all planted acres and production for each APH crop year.



**B. Land Variance (Continued)**

- (1) For APH crop year(s) **before** the most recent APH crop year, acreage and production must be reported separately by P/T (when indicated in the **AD**) and by location (legal description) when TMAs are involved.

If production is commingled between multiple TMAs, but the acreage within the TMA can be identified, the production must be apportioned to the respective acreage (by P/T) using the Multi-Purpose Production and Yield Worksheet, see Exh. [17](#), and the applicable T-Yields.

- (2) If for APH crop year(s) **before** the most recent APH crop year, production is commingled between multiple TMAs and the acreage for the respective TMA (by P/T) cannot be identified, all production and acreage shall be attributed to the highest yielding map area (by P/T).

MY Summary(ies) are compiled using the above acreage and production history, see Exh. 17.

---

**1748 Establishing a MY**

---

**A. Agent Responsibilities**

Agents must complete a MY Summary APH database(s) that summarizes for each APH crop year the planted acres and production for each P/T and by location when TMAs are involved.

If it is an initial MY request, agents must quote Preliminary MYs from the MY Summary APH Database(s). Agents must also quote a preliminary APH yield using standard APH database procedures for comparison purposes. APH history transferred from another producer (not currently sharing in the crop) cannot be used in the establishment of a MY.

- (1) Agents must review the preliminary APH yield calculated using standard APH database procedures and the preliminary MY with the insured. The insured must select the method (either standard APH database or the MY APH database) to be used to calculate the approved yield.
- (2) The agent must obtain the insured's signature on the MY Summary APH Database in the Insured's Signature Block. The summary must indicate either acceptance of the preliminary MY, or voidance of the request. If the insured wishes to void the request a statement must be added that indicates, "The MY is declined and the approved yield will be based on Standard APH databases."
- (3) The agent forwards the MY Summary APH database(s), all individual unit APH database(s) and supporting documentation to the AIP.

**B. Verifier Responsibilities**

- (1) The verifier, for all MYs, must review the data submitted and complete or correct the APH databases if necessary, using the following guidelines.

**B. Verifier Responsibilities (Continued)**

- (a) At least four APH crop years of actual/assigned yields are required to qualify for a MY on the crop; however, four APH crop years of actual/assigned are not required to establish a MY for each unit, P/T, or TMA.

If a MY (P/T or TMA) has less than four years of actual/assigned yields available, an IDY will be used to complete the APH database. IDYs are calculated the same as variable T-Yields; therefore, IDYs will be 100 percent of the applicable T-Yield.

- (b) Previous crop year IDYs (such as previous MYs or IDYs) used to create the minimum four-year APH database are not “set” in the MY Summary APH database.

They must be recalculated for the 2022 policy crop year and removed in subsequent crop years as actual yields are reported or assigned yields are applicable. Once four years of actual or assigned yields are applicable for the MY Summary APH Database, non-actual yields must not remain in that APH database.

- (c) Examine all actual yields certified on an APH database basis by P/T to determine if they are reasonable. Consider actual yields exceeding the applicable crop year T-Yield published in the **AD** multiplied by the factor indicated below (unless the RO publishes different actual yield verification factors) as questionable.

Use yield flags to identify high yields on which desk audits and/or APH record reviews are required.

- (i) IRR practice: 150 percent of the applicable T-Yields.
- (ii) NIRR practice: 160 percent of the applicable T-Yields.
- (iii) IRR and NIRR T-Yields not identified separately on the **AD**: 160 percent of the applicable T-Yield.
- (iv) Actual yield verification factors published by the RO. For example, the RO may publish different factors if T-Yields are based on less than 100 percent of the county average yield or exceptionally high actual yields have been produced for a given crop year(s).

- (d) The AIP must review all questionable crop year actual yields.

- (i) The verifier corrects the actual yield if an error can be identified and resolved (such as transposed numbers, data entry errors, incorrect decimal placement, etc., these may often be identified without a review of production evidence).

**B. Verifier Responsibilities (Continued)**

- (ii) If an error is not identified, or the actual yield after correction still exceeds the guidelines, verification of the actual yield as compared to production evidence is required (APH record review). (Carryover insured previously under standard APH databases who are requesting an initial MY are not required to retain production evidence beyond the APH record retention requirements.)
  - (iii) Review of supporting production evidence to verify its acceptability and the accuracy of actual yields. If the supporting production evidence is acceptable:
    - (A) and the actual yield(s) in question is correct, no further action is needed; or
    - (B) if errors are found, they are corrected by the AIP verifier to agree with the supporting production evidence.
  - (iv) The AIP reviews the questionable actual yields submitted and approves, adjusts, or rejects them.
  - (v) Once the RO or AIP audits and approves a questionable actual yield, it is not subject to further desk audits (APH record reviews), unless the data is revised in subsequent crop years.
- (2) For crops which AIPs are not authorized to approve initial MYs and for crops the AIPs elect not to approve initial MYs for crops listed in Para. [1742B](#), all individual unit APH database(s), MY Summary(ies) APH Databases [requests for MY(s)], and supporting documentation must be forwarded to the RO for approval of the initial MY(s).

---

**1749 MY Summary APH Database Unit Number**

---

Identify the MY Summary APH Database with the unit number of 0000-0000, with the unit structure code blank and a yield indicator of "M."

---

**1750 Updating Established MY(s)**

---

- (1) Once initial MYs are approved by the RO or AIP for crops listed in Para. 1742B, the AIP verifier updates, calculates, and approves MY(s) for subsequent crop years.
- (2) Update individual APH databases and MY Summary APH Database(s) each succeeding crop year.
- (3) If the crop was not grown the previous calendar year, update all MY Summary APH databases with zero acres (if sufficient space exists in the APH database).

## 1750 Updating Established MY(s) (Continued)

---

- (4) The RO/AIP underwriter reviews the data submitted, completes or corrects the updated MY Summary APH database(s) when applicable, and issues the approved updated MY Summary APH database by completing the approved yield block of the APH database. Review actual Yields reported for each subsequent APH crop year for reasonableness as previously indicated in Para. [1748B\(1\)\(d\)](#) and (e) above.
  - (a) Insureds must request another initial MY for a new P/T or added land (outside of an initial MY TMA) for which an approved MY has not been previously established. Such requests must be received in the applicable verifier's office no later than 30 calendar days after the PRD. Refer to B above for yield calculation instructions. If the insured does not request another MY, or the request is not timely, the added land or new crop/P/T will receive an IDY to establish their APH database. IDYs are calculated the same as variable T-Yields; therefore, IDYs will be 100 percent of the applicable T-Yield.
  - (b) For MYs established on an operator basis, the operator is responsible for providing annual production reports to update the MY on all land they operate. The verifier must provide a copy of the approved MY to each insured to whom it applies.
  - (c) For carryover insureds whose previously established MYs were NOT established/converted to an operator basis, each insured is responsible for providing annual production reports to update the MY.

## 1751 Cups

---

If the previous year's approved yield for the P/T or TMA was:

- (1) determined under the same conditions (MY both the previous and current crop year), the approved yield will not decrease by more than the applicable cup if elected and applicable (yield floors do not apply to MYs); or
- (2) not determined under the same conditions (standard APH database last year, MY the current crop year, or individual MY that was converted to an operator), there is no limit to the percent change in the yield.

## 1752 Yield Adjustment

---

Yield substitution is applicable to the MY Summary APH database, see Para. [1605A](#) for yield substitution procedure. Yield substitution does not apply to individual APH databases when MY applies. Any yield adjustments applied to the yields contained within the MY summary APH database cannot be transferred (see Para. [2211A\(1\)\(g\)](#)).

## 1753 Yield Exclusion

---

YE is applicable to the MY Summary APH database, see Para. [1620](#) for YE procedure related to MY. Yield exclusion does not apply to individual APH databases when MY applies. Any yield exclusions contained within the MY summary APH database cannot be transferred (see Para. [2211A\(1\)\(g\)](#)).

## 1754 Certified Organic and Transitional Practices

---

Since MYs are selected on a crop basis, MYs apply to certified organic and transitional practices as well as conventional practices.

- (1) Separate MY Summary APH databases are required for each practice.
- (2) If there are less than four years of certified organic yield history, complete the MY Summary with the certified organic T-Yields. When there are four years of actual and/or assigned yields in the certified organic MY Summary; use these yields to calculate the average yield.

**Exception:** MYs do not apply to acreage transitioning without an organic plan or written documentation from a certifying agent indicating an organic plan is in effect.

## 1755-1760 (Reserved)

---

1761 Acreage Emerging from a USDA Program

---

**A. General Information**

Acreage that was not planted in at least three of the four most recent crop years to comply with any other USDA program will not be considered new breaking acreage and the new breaking reductions will not apply to the approved yield. Acreage that is not planted within two crop years of emergence from a USDA program must follow the new breaking acreage requirements and new breaking reductions will apply (refer to Para. [1762](#)).

For acreage emerging from a USDA program that qualifies as native sod acreage (see GSH Part 4) refer to Para. [1763](#).

**B. Initial Year of Planting after Emergence from a USDA Program (Not New Breaking)**

- (1) Production reports must include applicable FN/Tract/Field(s).
  - (a) If available, the insured must provide acceptable production history for the year(s) the crop was grown prior to the acreage's enrollment in a USDA program to establish an APH database(s).
  - (b) Production history from another producer may be used if the requirements in Para. [1508-1509](#) are met.
  - (c) If the crop was grown prior to enrollment in the USDA program and acceptable production history is not provided, or not enough production history exists to complete an APH database, see (2) below.
- (2) Separate APH databases are required for acreage emerging from a USDA program the first year it is planted to a crop. See Para. [1505E](#) for APH database exception codes, if applicable.
  - (a) Establish APH databases as follows:
    - (i) use production history from APH crop years prior to USDA program enrollment from the acceptable production report;
    - (ii) use 100 percent of the applicable county T-Yield identified with a "C" yield descriptor for each applicable P/T to establish the required separate APH database unless the insured provides acceptable production history to complete an APH database; or
    - (iii) if the insured provides less than 4 years of acceptable production history, use the production history for those years provided that meet the requirements for an acceptable production report and complete the APH database using 100 percent of the applicable county T-Yield identified with a "C" yield descriptor for each applicable P/T to establish the required separate APH database.

**B. Initial Year of Planting after Emergence from a USDA Program (Not New Breaking) (Continued)**

- (b) Use yield indicator “CR” to identify APH databases containing acreage emerging from a USDA program the initial year.
- (c) Added land and new crop/P/T/TMA (SA T-Yields) do not apply.
- (d) An existing or new MY does not apply to emerging USDA program acreage. If an insured has an existing or new MY, the insured may use the MY for all other acres of the crop, except for the acreage emerging from a USDA program.  
  
Submit the APH database for the acreage emerging from a USDA program with the yield indicator “CR” to allow it to be accepted when other APH databases have an M yield indicator.
- (e) A new producer who has not produced the crop in the county will have an approved yield based on 100 percent of the county T-Yield, see Section 3 for new producer requirements.

**C. Subsequent Years of Planting after Emergence from a USDA Program**

- (1) The required separate APH database established the initial year of planting must be combined with an existing APH database the following year in accordance with [Part 15 Section 2](#), unless it meets the requirements for a separate APH database contained in Para. [1505](#). If a different crop(s) is planted in subsequent years of planting, standard APH procedures apply when establishing an APH database.

If the insured qualifies as a New Producer, the combined APH databases will qualify for New Producer T-Yields as well. If the APH database established for initial planting qualifies as a separate APH database in the subsequent year, New Producer T-Yields may also apply.

- (2) If the entire farm was previously enrolled in a USDA Program and is planted in a subsequent year to a crop grown prior to enrollment in the USDA Program, establish APH databases as follows:
  - (a) use production history from APH crop years prior to USDA program enrollment from an acceptable production report;
  - (b) use 100 percent of the applicable T-Yield identified with a “C” yield descriptor for each applicable P/T to establish the APH database unless the insured provides acceptable production history to complete an APH database; or
  - (c) if the insured provides less than 4 years of acceptable production history, use the production history for those years provided that meet the requirements for an acceptable production report and complete the APH database using 100 percent of the applicable T-Yield identified with a “C” yield descriptor for each applicable P/T to establish the required separate APH database.

**C. Subsequent Years of Planting after Emergence from a USDA Program (Continued)**

- (3) MYs may apply if the requirements in [Section 5](#) are met.
- (4) SA T-Yields may apply. If the required APH database established for the initial year of planting must be combined with an existing APH database that qualifies for use of the SA T-Yield, the combined APH database will qualify for SA T-Yields as well. See Para [1774A](#) for instructions for recalculating SA T-Yields. If the APH database established for initial planting qualifies as a separate APH database in the subsequent year, SA T-Yields may apply, even if the crop/P/T has been planted.
- (5) The FN/Tract/Field for the unit containing the acreage that has emerged from a USDA program must continue to be reported on the acreage report, production report, and APH database(s) in subsequent years, regardless of whether it is a different crop or not. However, the initial year requirement to report acreage as a separate line item does not apply in subsequent years.

---

**1762 New Breaking Acreage**

---

Insurable new breaking acreage that does not meet the requirements for insurability without reductions to the approved yield, and is not native sod, is insurable at 85 percent of the applicable T-Yield. For new breaking acreage that qualifies as native sod acreage (see GSH Part 4), refer to Para. [1763](#). RMA will track new breaking acreage using the program indicator code of "NB." The AIP is to report the program indicator code of "NB" on each new breaking acreage line of the insured's acreage report.

**A. SP Insurability Requirements**

New breaking acreage must meet the soil requirements set forth in the SP to be insurable at 85 percent of the applicable T-Yield.

The producer must provide the applicable documentation to the AIP on or before the ARD. If the new breaking acreage does not meet the criteria set forth in the SP, or the applicable documentation is not provided to the AIP by the ARD, the new breaking acreage will remain uninsurable the initial year.

**B. Acreage Planted the Initial Year of New Breaking**

- (1) Production reports must include applicable FN/Tract/Field(s).
- (2) Separate APH databases are required for new breaking acreage the first year it is planted to a crop. See Para. [1505E](#) for APH database exception codes, if applicable.
  - (a) Establish APH databases as follows:



**B. Acreage Planted the Initial Year of New Breaking (Continued)**

- (i) for acreage that is five percent or less of the insured planted acreage in the unit, the BP provides it is insurable **without the new breaking reductions to the approved yield**. This acreage may be included in the APH database of an existing unit if a separate APH database is not required; however, identification of this acreage by FN/Tract/Field is still required. If a separate APH database is required, **the applicable** variable T-Yield applies; or
- (ii) **for new breaking acreage subject to approved yield reductions, establish the APH database using the applicable T-Yield and yield descriptor(s), with the approved yield set at 85 percent of the applicable T-Yield, see Exhibit 17D. The approved yield and rate yield are equal to 85 percent of the applicable T-Yield. The yield limitation flag of "4" must be submitted for new breaking APH databases.**
- (b) Use **the program indicator code "NB" to identify APH databases containing new breaking acreage planted the initial year, along with any applicable yield indicator code(s) (e.g., "A" for added land).**
- (c) **Added land and new crop/P/T/TMA (SA T-Yield) may apply; however, the year of new breaking, the approved yield is limited to 85 percent of the applicable T-Yield.**
- (d) An existing or new MY does not apply to new breaking acreage unless it is 5 percent or less of the insured planted acreage in the unit.

For all other new breaking acreage, if an insured has an existing or new MY, the insured may continue to use the MY for all other acres of the crop except for the new breaking acreage.

The APH database for the new breaking acreage must be submitted with the yield indicator "NB" to allow it to be accepted when other APH databases have an "M" yield indicator.

**(3) New breaking acreage is not eligible for PP.**

**C. Acreage Planted Subsequent Years after Initial Year of New Breaking**

The required separate APH database established the initial year of planting must be combined with an existing APH database the following year in accordance with [Part 15 Section 2](#), unless it meets the requirements for a separate APH database contained in Para. [1505](#).

If a different crop(s) is planted in subsequent years of planting, standard APH procedures apply.

MY may apply if requirements in [Section 5](#) of this Part are met.

**C. Acreage Planted Subsequent Years after Initial Year of New Breaking (Continued)**

If the insured qualifies as a new producer, the combined APH databases will qualify for new producer T-Yields as well. If the APH database established for initial planting qualifies as a separate APH database in the subsequent year, New Producer T-Yields may also apply.

If the required APH database established for the initial year of planting must be combined with existing APH databases that qualify for use of the SA T-Yield, the combined APH databases will qualify for SA T-Yields as well. See Para. [1774A](#) for instructions for calculating SA T-Yields. \*\*\*

The FN/Tract/Field for a unit containing the new breaking acreage must continue to be reported on the acreage report, production report, and APH database(s) in subsequent years, regardless of whether it is a different crop or not. However, the initial year requirement to report acreage as a separate line item does not apply in subsequent years.

---

**1763 Native Sod Acreage**

---

**A. General Information**

Refer to GSH Part 4, Section 1 to determine what acreage qualifies as native sod acreage.

An APH database is required to be maintained separately for any native sod acreage and will contain the actual yields reported by the insured on the production report. Even though the actual yields from the production reports are maintained in the APH database, these yields are not used to determine the approved yield, and the APH database Yield Options found in Part 16 (e.g., QLO, YA, and YE) do not apply to native sod acreage.

For native sod acreage insured under the BP, the approved yield and rate yield will be equal to 65 percent of the applicable T-Yield [any applicable prevented planting is determined using the production guarantee (per acre) for timely planted acreage, based on 65 percent of the applicable T-Yield for native sod acreage until the acreage no longer qualifies as native sod].

- (1) The procedures in this paragraph are in addition to procedures in Para. [1761](#) (when emerging from a USDA program) and [1762](#) (new breaking) when acreage qualifies as native sod acreage;

**A. General Information (Continued)**

- (a) Acreage that does not qualify as native sod acreage may still be subject to the new breaking acreage procedures.
- (b) For total cumulative native sod acreage of 5 acres or less in the county (de minimis native sod acreage), see Para. [1761](#) or [1762](#). De minimis native sod acreage must still be identified with the native sod acreage types and the appropriate program indicator code (see GSH Para. 408).
- (3) See GSH Part 4 for additional information regarding native sod acreage.
- (4) Refer to [GSH](#) Para. [409](#) for acceptable documentation that may be used to substantiate that the acreage does not qualify as native sod acreage.
- (5) If native sod acreage is required to be maintained in a separate APH database and the native sod production is commingled with other production, assigned yield provisions apply.

**Example:** If a producer has 104 acres in a unit and 4 of those acres are de minimis native sod acreage, policy and procedure allows this acreage to be combined into the same database, thus allowing commingled production (the native sod acreage is de minimis and less than 5 percent of the total planted acres in the unit). If later the cumulative acreage that qualifies as native sod for this producer in the county exceeds 5 acres, that cumulative native sod acreage must be separated out into its own database until the acreage no longer qualifies as native sod.

If the native sod acreage was separated the year the native sod acreage exceeded 5 acres, assigned yields would not apply because policy and procedure allowed the commingling of production within the same database while the native sod acreage was under the de minimis and 5 percent provisions. When the native sod acreage is separated into its own database, the production would be prorated.

**B. Establishing APH Databases for Native Sod Acreage**

- (1) Within a unit, native sod acreage will have its own separate APH database(s).
  - (a) The approved yield and rate yield are equal to 65 percent of the [applicable](#) T-Yield. The yield limitation flag of “4” must be submitted for native sod APH databases.
  - (b) Use [program indicator](#) “[NS](#)” to identify native sod APH databases until the acreage no longer qualifies as native sod.

**B. Establishing APH Databases for Native Sod Acreage (Continued)**

- (c) SA T-Yields for added land and new crop/P/T/TMA do not apply to APH databases established for native sod acreage. Additionally, the native sod APH databases are not used in the calculation of the SA T-Yield until the acreage no longer qualifies as native sod.
- (d) YA does not apply.
- (e) An existing or new MY does not apply to APH databases established for native sod acreage.
  - (i) If an insured has an existing or new MY, the insured may continue to use the MY for all other acres of the crop except for the native sod acreage.
  - (ii) The APH database for the native sod acreage must be identified with program indicator “NS,” all other APH databases must have an “M” yield indicator.
  - (iii) The actual yields in the native sod APH database must be used in the calculation of the MY. MYs will apply to the native sod acreage only after the acreage no longer qualifies as native sod.
  - (iv)
- (f) The actual yields in the native sod APH database must be used in the calculation of the PTY, if elected.
- (2) Establish APH databases for the initial year of planting native sod using the applicable T-Yield and yield descriptor(s) with the approved yield set at 65 percent of the applicable T-Yield (refer to Exhibit [17D](#)). \*\*\*

**C. Subsequent Years**

After a native sod APH database is established, that APH database must remain separate until the acreage no longer qualifies as native sod acreage. See Para. [1505E](#) for APH database exception codes. After the acreage no longer qualifies as native sod acreage, the separate APH databases for those native sod acres may be combined with other APH databases or continue to remain separate, as allowed by APH database procedures.

- (1) In the second and subsequent crop years of native sod acreage, when the acreage is:
  - (a) the same crop/P/T/TMA that was insurable by under the BP:

**C. Subsequent Years (Continued)**

- (i) replace the applicable T-Yield with actual yields and complete the APH database using the applicable variable T-Yield(s); and
    - (ii) although the APH database is updated with actual yields and applicable variable T-Yield(s), the approved yield is limited to 65 percent of the applicable T-Yield.
  - (b) a different crop(s) planted in subsequent years, those crops are also limited to an approved yield equal to 65 percent of the applicable T-Yield; or
  - (c) uninsurable the initial year and is insurable under the terms of the policy in subsequent years, update the APH database using variable T-Yields. The actual yield from the initial year the acreage was uninsurable cannot be added to the APH but must be reported on the production report. The approved yield will be equal to 65 percent of the applicable T-Yield.
- (2) Native sod APH databases must be combined with an existing APH database after the acreage no longer qualifies as native sod acreage in accordance with [Part 15, Section 2](#), unless it meets the requirements for a separate APH database contained in Para. [1505](#).
- (a) MY may apply if requirements in [Part 17, Section 5](#) are met.
  - (b) If the insured qualifies as a new producer, the combined APH databases will qualify for new producer T-Yields. If the native sod APH database qualifies as a separate APH database, new producer T-Yields may also apply.
  - (c) If the required native sod APH database must be combined with an existing APH database that qualifies for the use of the SA T-Yield, the combined APH database will qualify for SA T-Yields. See Para. [1774A](#) for instructions for calculating SA T-Yields.
  - (d) If the required native sod APH database qualifies as a separate APH database in the subsequent years, SA T-Yields may apply, even if the crop/P/T has been planted. See Para. [1774A](#) for instructions for calculating SA T-Yields.

## Section 7: Added Land

### 1771 General Information

---

The added land procedures in this section are applicable for all Category B APH crops when cropland is added to an insured's farming operation in a county in the current crop year.

**Exception:** Insureds cannot elect to use SA T-Yields for added land in counties where MYs are elected and approved for the crop. See [Section 5](#) for procedures regarding MYs. SA T-Yields are not allowed for a crop/P/T insured by a WA that assigns a yield (see WAH).

**Example 1:** Insured cash leases 1,200 cropland acres to add to their farming operation for the current crop year. The added land procedures in this section are applicable to the 1,200 cropland acres.

**Example 2:** An insured purchased 1,000 cropland acres five years prior to the current crop year. In the current year, the insured wishes to plant the 1,000 acres to a crop that has never been planted on the 1,000 acres.

The added land procedures in this section are not applicable to the 1,000 cropland acres because the acres were added to the farming operation five years prior to the current year. However, new crop/P/T procedures would be applicable see Para. [1782](#) for new crop/P/T procedures.

**Note:** Added land procedures in this section apply to transitional and certified organic acreage beginning with the 2017 crop year.

### 1772 AIP Responsibilities

---

The AIP representative must:

- (1) determine the correct unit structure for added land. If additional cropland is purchased or rented after the PRD, it may be added as a separate unit (provided it meets BU/OU requirements and production reporting requirements) or added as part of an existing unit, if applicable; and
- (2) notify insureds of added land and cropland acreage limitations prior to the PRD. If the information on the acreage report indicates there is acreage that may qualify as added land, the AIP should contact the insured to explain added land and cropland acreage limitations procedures.

## 1773 APH Databases for Added Land

---

When cropland is added to a farming operation under the added land procedures and such cropland will:

- (1) comprise new BU(s) or separate OU(s), a new APH database must be established for each of the new BU(s) or separate OU(s) (even if such BU or OU is an underlying APH database for an EU/WU); or
- (2) be added to an existing unit, a new APH database is not established unless the added land does not qualify for use of the existing unit's approved yield.

## 1774 Methods for Determining Approved Yields for Added Land

---

### A. Use of SA T-Yields

- (1) When an insured requests the use of SA T-Yields by the PRD, but no later than the ARD, SA T-Yields may only be approved and used to establish:
  - (a) an APH database for added land established as a new BU or separate OU (even if such BU or OU is an underlying APH database for an EU/WU); or
  - (b) a separate APH database within an existing unit.
- (2) SA T-Yields shall not be used to establish an APH yield for an added land APH database when:
  - (a) the total land being added to the farming operation is 2,000 cropland acres or greater;
  - (b) an insured provides a production report supported by the production records of another person sharing in the production of the crop/P/T on any land added for that applicable crop year, and all the requirements of Para. [1508](#) are met; or
  - (c) if the insured previously participated in the production of the crop/P/T on the added land.
- (3) SA T-Yields are determined based on the crop year the APH database is established, by crop/P/T/TMA.
  - (a) SA T-Yields are calculated using the approved yield from each of the insured's existing APH databases in the county that have at least one year of actual/assigned yields, by crop/P/T/TMA, excluding high-risk land APH databases insured under a separate policy.
  - (b) Calculate SA T-Yields separately by crop/P/T/TMA, including TMAs identified as high-risk.

**A. Use of SA T-Yields (Continued)**

**Exception:** SA T-Yields may be calculated using approved yields for acreage located in TMAs with T-Yields equal to or lower than the T-Yield of the cropland being added if APH database(s) with actual yields from the same TMA as the added land is not available.

- (c) When the added land is physically located in a TMA identified as high-risk, calculate a SA T-Yield for such land using only APH databases that meet both of the following requirements (if both of the requirements are not met, use 100 percent of the high-risk T-Yield for the added land):
  - (i) contain at least one year of actual/assigned yields; and
  - (ii) are for existing units physically located in a TMA identified as high-risk that have the same high-risk T-Yield as the added land.
- (4) Make all applicable yield reductions prior to using the approved yield of an existing APH database in calculating a SA T-Yield. Yield reductions include the following (see [Part 16 Section 5](#)):
  - (a) excessive actual yields;
  - (b) inconsistent approved yields when insured acreage limitations are exceeded; and
  - (c) different production methods likely to result in lower yields.
- (5) To calculate a SA T-Yield for a new APH database (new BU or separate OU, or separate APH database within an existing unit) for added land, use the following steps in order. An “L” yield descriptor is used to identify SA T-Yields for added land see Exh. [17](#). When calculating SA T-Yields, use the rounding rules for yields provided in the GSH.
  - (a) Sum the approved yields from all of the insured’s existing APH databases in the county that have at least one year of actual/assigned yields, by crop/P/T/TMA, excluding APH databases with high-risk land insured under a separate policy.

**Exception:** When [the EHA](#), QL, YE or YC applies to a policy, the SA T-Yield is calculated using the current crop year’s simple average of:

- (1) the adjusted yield for those APH databases with excluded actual yields in an eligible crop year that have at least one actual/assigned yield prior to any exclusions or if the cup applies to the approved yield; and
- (2) the approved yield for those APH databases where actual yields have not been excluded that have at least one actual/assigned yield.



**A. Use of SA T-Yields (Continued)**

- (b) Sum the number of existing APH databases used in (a).
- (c) Divide the result of (a) by the result of (b) to obtain the SA T-Yield by crop/P/T/TMA.

**Example 1:** Insured A has three existing OU APH databases and one BU APH database in the farming operation in the county. Each existing APH database has at least one year of actual/assigned yields. Insured A adds 600 acres of cropland in the current crop year and wishes to establish a separate OU for the added land using a SA T-Yield. Neither the added land nor the existing APH databases are physically located in a TMA.

Insured A's four existing APH databases have an approved yield of 36, 32, 37, and 39. To calculate the SA T-Yield for the new separate OU for the 600 acres of added land:

- (1) sum the approved yields from the existing units of the crop/P/T ( $36 + 32 + 37 + 39 = 144$ );
- (2) sum the number of existing units used (4); and
- (3) divide the result from (1) by the result of (2) above ( $144 \div 4 = 36$ ). The SA T-Yield is 36.

**Example 2:** Insured A has five existing OU APH databases and two BU APH databases in their farming operation. Each existing APH database has at least one year of actual/assigned yields. Two of the existing OUs are physically located in a TMA, the other three OUs and the two BUs are not.

Insured A adds 400 acres of cropland in the current crop year and wishes to establish a separate OU for the added land using a SA T-Yield. The added land is not physically located in a TMA.

Insured A's five existing unit APH databases not physically located in a TMA have an approved yield of 142, 149, 154, 130, and 150. Insured A's two existing units physically located in a TMA have approved yields of 122 and 125.

Because the added land is not physically located in a TMA, only use Insured A's APH databases for existing units that are not physically located in a TMA to calculate the SA T-Yield for the new OU for the 400 acres of added land. To calculate the SA T-Yield:

- (1) sum the approved yields from the existing APH databases not physically located in a TMA ( $142 + 149 + 154 + 130 + 150 = 725$ );
- (2) sum the number of existing APH databases used (5); and

**A. Use of SA T-Yields (Continued)**

- (3) divide the result from (1) by the result of (2) above ( $725 \div 5 = 145$ ). The SA T-Yield is 145.
- (6) Once a SA T-Yield has been calculated and approved, the AIP shall enter the SA T-Yield in the APH database for the four most recent crop years. Submit yield indicators to RMA as long as SA T-Yield(s) are contained in the APH database. See Para. [1777](#) for added land yield descriptors and yield indicators.
  - (a) AIP will update the APH database with actual/assigned yields, as applicable, in subsequent years, and remove one SA T-Yield for each year an actual/assigned yield is entered.
  - (b) Do not recalculate SA T-Yields when the APH database with actual/assigned yields is updated in subsequent years, see Para. A(7) for correcting SA T-Yields.
  - (c) See Exh. [15](#) for examples of recording and maintaining SA T-Yields.
- (7) Do not update SA T-Yields in subsequent years once calculated and recorded in an APH database. However, correct SA T-Yields if one or more of the following applies:
  - (a) SA T-Yield recorded in APH database was calculated incorrectly, including when a SA T-Yield is calculated using an existing unit's approved yield before reductions were made to the approved yield; or
  - (b) approved yield or adjusted yield of one or more of the existing APH databases used to calculate the SA T-Yield was incorrect.
- (8) When a unit structure change or a combination/division of units causes an APH database with a SA T-Yield for one or more years to be combined or divided, replace the SA T-Yields with the applicable variable T-Yield, see [Part 15 Section 2](#) for combining and dividing APH databases.
 

**Exception:** When RMA combines or divides a P/T/TMA which causes an APH database with a SA T-Yield for one or more years to be combined or divided, recalculate the SA T-Yields using the simple average of the approved yields and adjusted yields, as applicable, for the new P/T/TMA APH databases.
- (9) When the APH database established for the initial planting of land emerging from a USDA program, the initial year of new breaking, or native sod acreage:
  - (a) must be combined with an existing APH database in a subsequent year of planting the same crop/P/T/TMA, the combined APH database qualifies for use of the SA T-Yield if the existing APH database qualified for use of the SA T-Yield, even if the crop/P/T/TMA has been planted; or

**A. Use of SA T-Yields (Continued)**

- (b) qualifies as a separate APH database in the subsequent year of planting the same crop/P/T/TMA and would have qualified as added land, SA T-Yields apply, even if the crop/P/T has been planted.

In both instances, the SA T-Yield is calculated in accordance with (3)-(6) with the exception that the SA T-Yield is based on the current year instead of the crop year the APH database is established.

**B. Use of an Existing Unit's Approved Yield**

Added land may be added to an existing BU or OU, and use the existing unit's approved yield if the added land is within cropland acreage limitations provided in Para. [1775](#) and requirements in Para. [1773](#) and 1774 below are met.

- (1) Requirements for adding to an existing BU or OU:
  - (a) the added land must be physically located in:
    - (i) the same or higher TMA as the existing unit (by crop/P/T), if T-Yield maps are applicable; or
    - (ii) a high-risk TMA (including high-risk T-Yields assigned by WA) and has the same high-risk T-Yield as the existing unit (by crop, P/T);
  - (b) the added land does not qualify as a separate OU and is added to the existing BU or OU; and
  - (c) the added land qualifies as a separate OU and the insured agrees to the requirements to combine OUs in Para. [1085](#). If the insured does not adhere to these requirements, a separate APH database must be established and maintained. Complete the added land APH database using variable T-Yields or SA T-Yields, if eligible.
- (2) If eligible to use the existing unit's approved yield and:
  - (a) there is only one APH database within the existing unit, use the existing unit's APH database yield (a separate APH database is not established for the added land); or
  - (b) there are multiple APH databases within the existing unit, use the simple average of those APH databases' approved yields as the SA T-Yield to complete the added land APH database.
- (3) If ineligible to use the existing unit's approved yield due to exceeding cropland acreage limitations, use variable T-Yields to complete the added land APH database. The added land APH database will remain separate until it has four years of actual/assigned yield and then will be combined with the existing unit's APH database.

**C. Use of Another Person's Acreage and Production History**

- (1) When an insured files an acceptable production report by the PRD, the insured may use:
  - (a) the actual yields of another person sharing in the crop/P/T for the current crop year if the requirements in Para. [1509](#) are met; or
  - (b) transferred APH data if the requirements in Para. [1507](#) or [1508](#) have been met.
- (2) Actual yields from another person sharing must account for all units shared with that person for the year(s) certified. SA T-Yields may not be used to establish a yield for other added land rented (share or cash lease) with the same person for the same crop/P/T. If records are unavailable for other added land shared with the same person for the same crop/P/T, variable T-Yields apply.
- (3) When less than four years of actual yields of the other person are provided, the APH database is completed using variable T-Yields see [Section 2](#).
- (4) Added land that could qualify as separate OUs may be established as one APH database only by an Agreement to Combine OUs, see Para. [1085](#).
- (5) Make all applicable APH yield reductions prior to using another person's acreage and production history. Yield reductions include the following (see [Part 16 Section 5](#)):
  - (a) excessive actual yields;
  - (b) inconsistent approved yields when insured acreage limitations are exceeded; and
  - (c) different production methods likely to result in lower yields.

**D. Use of Variable T-Yields**

- (1) Use variable T-Yields for the added land when acceptable production reports have not been filed and/or assigned yields are not applicable, and the added land is:
  - (a) a separate BU or OU and does not qualify for use of the SA T-Yield;
  - (b) a separate BU or OU and the SA T-Yield is less than the variable T-Yield;
  - (c) added to an existing unit and does not qualify for the existing unit's yield;
  - (d) partially or entirely located in a TMA with a lower T-Yield than the existing unit, if TMAs are applicable; or
  - (e) subject to a lower T-Yield for any reason.
- (2) Variable T-Yields are determined based on a percentage of the T-Yield for the crop/P/T. See Para. [1503](#) for applicable percentages to determine variable T-Yields.

**D. Use of Variable T-Yields (Continued)**

**Exception:** When added land is physically located in a TMA identified as high-risk, use 100 percent of the high-risk T-Yield in lieu of the variable T-Yield.

- (3) Once the applicable variable T-Yield has been determined, enter it in the APH database for the four most recent crop years. See Para. [1777](#) for added land yield descriptors and yield indicators. Submit yield indicators to RMA as long as variable T-Yield(s) are contained in the APH database.

In subsequent years, the AIP will update the APH database:

- (a) with actual/assigned yields, as applicable;
- (b) by removing one variable T-Yield for each year an actual/assigned yield is entered; and
- (c) with new applicable variable T-Yields when the number of years of actual/assigned yields used to determine the variable T-Yield percentage changes. See Exh. [15](#) for examples of establishing and updating APH databases containing variable T-Yields with actual/assigned yields.

**1775 Cropland Acreage Limitations**

---

**A. Applicability**

Use cropland acreage limitations to determine the appropriate yield method for added land. Cropland acreage limitations:

- (1) apply only to cropland added to a farming operation in a county in a crop year; and
- (2) do not apply to cropland that has production history for the applicable crop/P/T, and the requirements for use of another insured's production history are met, see Para. [1774C](#) and [1508](#) for requirements for use of another insured's production history for added land.

However, such cropland will be included in the calculation of amount of cropland acres being added to determine whether cropland acreage limitations are met or exceeded.

**B. Determining Cropland Acres**

All acres that meet the definition of cropland shall be included when determining the total number of acres for added land and cropland acreage limitation purposes.

- (1) Determine cropland acreage limitations based on the crop year the cropland acreage is obtained (purchased or leased) by the insured. Do not add cropland acreage obtained over multiple crop years together when determining the total number of acres for cropland acreage limitation purposes.

**B. Determining Cropland Acres (Continued)**

- (2) The following do not affect the determination of the total number of cropland acres for added land and cropland acreage limitation purposes:
- (a) the crop, if any, on the added land;
  - (b) cropping history, if any, of the added land;
  - (c) yield history, if any, of the added land;
  - (d) number of acres (cropland or otherwise) in the insured's farming operation prior to adding the added land;
  - (e) whether the added land will be added to an existing unit(s) or constitute a separate unit(s);
  - (f) whether the added land acreage is cash leased, share leased, purchased, or otherwise obtained; or
  - (g) whether a production report based on another insured's production records applies to any of the added land acreage.

**Example 1:** An insured has a farming operation comprised of 1,500 acres. In the 2021 crop year, the insured purchased 160 cropland acres. The insured did not plant on the 160 additional cropland acres in 2021. In the 2022 crop year, the insured cash leases an additional 1,200 cropland acres.

To determine cropland acreage limitation purposes, consider land added in different years separately. In this example, the 160 acres and 1,200 acres are not added together to determine whether cropland acreage limitations were met but are considered separately.

**Example 2:** An insured currently has a farming operation comprised of 350 acres. In the 2022 crop year, the insured purchased 1,000 acres of land consisting of 200 cropland acres and 800 acres of non-cropland.

Although the insured purchased a total of 1,000 acres of land, only 200 acres meet the definition of cropland. Accordingly, for cropland acreage limitation purposes the total number of cropland acres is 200 acres.

**Example 3:** An insured currently has a farming operation comprised of 3,250 acres. In the 2022 crop year, the insured cash leased two additional tracts of land. One of the additional tracts of land contains 300 cropland acres, and the other contains 400 cropland acres.

**B. Determining Cropland Acres (Continued)**

One tract of land has production history. The other tract of land has been continuously cropped for several years, but there is no production history available for the acres. The insured wishes to add each additional tract of land as a separate OU to their farming operation.

The total number of cropland acres for cropland acreage limitation purposes is 700 acres ( $300 + 400 = 700$ ). The cropping/yield history of the land, the request that the land be added as separate units, and the number of acres in the insured's current operation has no impact when determining the total number of added land acres for cropland acreage limitation purposes.

**C. Cropland Acreage Limitation Categories**

The amount of added land added to an insured's operation within the county will impact the options available to the insured regarding the yield method that may be used for the added land. The following two categories have been established for cropland acreage limitation purposes.

- (1) Total added land is less than 2,000 cropland acres.
- (2) Total added land is 2,000 cropland acres or greater.

**D. Impact of Cropland Acreage Limitation for Added Land**

- (1) Do not consider cropland acreage limitations when determining whether an insured may use another producer's production history to establish an approved yield for added land. However, such cropland will be included in the calculation of the amount of cropland acres being added to determine whether cropland acreage limitations are met or exceeded.
- (2) The following table provides instructions for determining the APH yield for added land added as a new BU or separate OU(s).

IF the added land being added as a new BU or separate OU(s) is...	THEN establish the approved yield for the APH database using...
less than 2,000 acres	the higher of the following: (1) applicable variable T-Yield; or (2) SA T-Yield.
greater than or equal to 2,000 acres	applicable variable T-Yield.

**Example 1:** Insured A purchases 600 cropland acres in the current crop year and is adding it to their operation as a separate OU, planting all 600 cropland acres to corn in the current crop year.

**D. Impact of Cropland Acreage Limitation for Added Land (Continued)**

Insured A has three existing OUs in their farming operation, with each unit having five years of actual corn production. Since less than 2,000 cropland acres are being added, the approved yield for the added land is established using the higher of the following:

- (1) SA T-Yield calculated according to [1774A](#); or
- (2) applicable variable T-Yield.

**Example 2:** Insured A purchases 2,100 cropland acres in the current crop year and adds the acreage to their operation as four separate OUs. Insured A has three OUs in their farming operation, with each unit having three years of actual soybean production.

Since more than 2,000 cropland acres were added, the approved yield for each of the four new OUs is established using the applicable variable T-Yield. SA T-Yields cannot be used to establish an APH yield for a unit when the total added land being added to the operation is 2,000 cropland acres or greater.

- (3) The following provide instructions for determining the approved yield for land added to an existing unit.

- (a) If the added land being added to an existing unit is:

- (i) less than 2,000 acres, and:

- (A) neither the added land nor the existing unit are physically located in a TMA, including a TMA identified as high-risk;
- (B) the added land is physically located in the same TMA as the existing unit; or
- (C) the added land is physically located in a TMA identified as high-risk, and has the same high-risk T-Yield as the existing unit; then

the added land will be added to the APH database of the existing unit, and the production history of that unit, by crop/P/T, will apply to the added land.

- (ii) Less than 2,000 acres, and the added land is not physically located in the same TMA as the existing unit, then a separate APH database, by crop/P/T, within the existing unit must be established for the added land using variable T-Yield of the TMA where the added land is physically located.



**D. Impact of Cropland Acreage Limitation for Added Land (Continued)**

- (iii) Less than 2,000 acres, and the added land is physically located in a TMA identified as high-risk with a different high-risk T-Yield than the existing unit, then a separate APH database, by crop/P/T, within the existing unit must be established for the added land using 100% of the high-risk T-Yield where the added land is physically located.
- (iv) Greater than 2,000 acres, and:
  - (A) the added land does not qualify as a new BU or separate OU(s); or
  - (B) the added land qualifies as a separate OU according to the CP; however, the insured meets and agrees to all requirements to combine the added land unit and the existing unit according to [Part 10 Section 7](#); then  
 a separate APH database, by crop/P/T, within the existing unit must be established for the added land using the applicable variable T-Yield.
- (v) Greater than 2,000 acres, and the added land qualifies to be a separate OU, and the insured does not meet and agree to all the requirements to combine the added land unit with the existing unit according to Part 10 Section 7, then the insured must elect one of the following:
  - (A) separate OU, according to [Part 10 Section 2](#); or
  - (B) separate APH database, by crop/P/T, within the existing unit must be established for the added land using the applicable variable T-Yield.

**Example 1:** Insured A purchases 300 cropland acres in the current crop year. Insured A has three existing OUs in their farming operation, with each unit having five years of actual corn production. Insured A is going to add the 300 cropland acres of added land to one of their existing OUs and plant all 300 cropland acres to corn in the current crop year.

The added land is physically located in a TMA identified as high-risk with a different high-risk T-Yield as the existing unit. Therefore, establish a separate APH database, by crop/P/T, within the existing unit for the added land using 100 percent of the high-risk T-Yield where the added land is physically located.

Because the added land is physically located in a TMA identified as high-risk, and the existing unit is not, the added land cannot be added to the APH database of the existing unit.

1775 Cropland Acreage Limitations (Continued)

D. Impact of Cropland Acreage Limitation for Added Land (Continued)

**Example 2:** Insured A purchases 2,100 cropland acres in the current crop year. Insured A has six OUs in their farming operation, with each unit having three years of actual soybean production. Insured A is going to add the 2,100 cropland acres of added land to their existing OUs, and plant soybeans on all 2,100 acres in the current crop year.

The added land does not qualify as a new BU or separate OUs. Since more than 2,000 cropland acres were added, establish a separate APH database, by crop/P/T, within the existing unit for the added land using the applicable variable T-Yield.

1776 AIP Review and Verification Prior to Payment of Indemnity

A. APH Review

If a policy is selected for APH review the year in which the APH database was initially established for added land using SA T-Yields, the AIP must verify the insured did not participate in the production of any crop on any of the added land.

B. Verification

Prior to the payment of a claim for indemnity for an APH database established under the added land provisions, the AIP must verify the insured did not participate in the production of any crop on any of the added land. If the added land requirements were not met, the AIP must:

- (1) recalculate the approved yield for the APH database using the applicable variable T-Yield; and
- (2) correct the APH database.

1777 Added Land Yield Descriptors and Indicators

Yield indicators apply only to added land APH databases, not to new crop/P/T or added P/T APH databases.

- (1) If the insured is a new producer and has no history (see [Section 3](#)):

Added Land	Added Land APH	Yield Descriptor	Yield Indicator
Separate BU or OU	100% T-Yield	IL	

**1777 Added Land Yield Descriptors and Indicators (Continued)**

---

- (2) If the insured is a new producer and has 1-2 years of history (see [Section 3](#)):

<b>Added Land</b>	<b>Added Land APH</b>	<b>Yield Descriptor</b>	<b>Yield Indicator</b>
Separate unit eligible for SA T-Yield	SA T-Yield	IL	A
Separate unit not eligible for SA T-Yield	100% T-Yield	IL	B
Separate unit SA T-Yield lower than variable T-Yield	100% T-Yield	IL	C
Added to existing unit and eligible to use existing APH (no separate APH database)	Existing APH	Existing APH	
Added to existing unit but not eligible to use existing APH (separate APH database required)	100% T-Yield	IL	B

- (3) If the insured is not a new producer:

<b>Added Land</b>	<b>Added Land APH</b>	<b>Yield Descriptor</b>	<b>Yield Indicator</b>
Separate unit eligible for SA T-Yield	SA T-Yield	L	A
Separate unit not eligible for SA T-Yield	Variable T-Yield	S, E, N, T	B
Separate unit eligible for SA T-Yield but lower than variable T-Yield	Variable T-Yield	S, E, N, T	C
Added to existing unit but not eligible to use existing APH (separate APH database required)	Variable T-Yield	S, E, N, T	B
Added to existing unit and eligible to use existing APH (no separate APH database)	Existing APH	Existing APH	

**1778-1780 (Reserved)**

---

## Section 8: Yield Determinations That Do Not Qualify as Added Land

### 1781 Added Crop/P/T APH Databases

---

When an insured grows a crop/P/T for the first time within the farming operation (SA T-Yields are not applicable due to no existing units), determine the approved yield based on the following.

- (1) For insureds who submit acceptable production reports (by the PRD for the current crop year) from another person who has produced the crop/P/T and continues to share in the crop, establish approved yields based on the acceptable production report submitted using standard APH procedures.

The approved yields for added crop/P/T are subject to reductions for:

- (a) excessive actual yields;
  - (b) inconsistent approved yields when insured acreage limitations are also exceeded; and
  - (c) different production methods likely to result in lower yields.
- (2) For insureds who do not submit acceptable production reports from another person, establish approved yields using variable T-Yields. Enter variable T-Yields in the four most recent crop years in the APH database and precede the variable T-Yields by the appropriate yield descriptor ("S," "E," "N," or "T").

**Exception 1:** If an IRR practice is being carried out and the qualifications in [Part 11 Section 1](#) regarding determined IRR yields are met, AIP will calculate a determined IRR yield.

**Exception 2:** If a SF practice is being carried out, use the special procedures for determining yields for SF practices see Part 11 Section 1.

**Exception 3:** The insured qualifies as a new producer see [Section 3](#).

### 1782 New Crop/P/T APH Databases

---

When an insured grows a crop/P/T for the first time within a unit or APH database and the crop/P/T has been produced within the farming operation, determine the approved yield based on the following.

- (1) For cropland that was part of the farming operation six or more crop years prior to the current crop year, use the SA T-Yield calculated in accordance with Para. [1774A](#) to establish the approved yield.
- (2) For cropland added to the farming operation in five or fewer crop years (i.e., current crop year - 5), cropland acreage limitations for added land apply. Cropland acreage limitations are determined based on the year the cropland acreage was added, not the crop year in which the APH database is established.

## 1782 New Crop/P/T APH Databases (Continued)

---

- (a) If cropland limitations are not exceeded, use the SA T-Yield calculated in accordance with Para. [1774A](#) above to establish the approved yield.
- (b) If cropland acreage limitations are exceeded, establish the APH database and calculate approved yields using variable T-Yield procedures.
- (3) Use the “C” yield descriptor to identify SA T-Yields used to establish new APH databases for a new crop/P/T see Exh. [15](#).

**Exception 1:** Insureds cannot elect to use SA T-Yields for new crop/P/T APH databases in counties where MYs are elected and approved for the crop, see [Section 5](#) for procedures regarding MYs. SA T-Yields are not allowed for a crop/P/T insured by a WA that assigns a yield (see WAH).

**Exception 2:** When the APH database established for the initial planting of land emerging from a USDA program, the initial year of new breaking, native sod acreage must be combined with the existing APH databases in the subsequent year of planting the same crop, if that existing APH database qualifies for use of the SA T-Yield, the combined APH databases would as well. Calculate the SA T-Yield for the current year according to Para. 1774A(5).

If the APH database established for initial planting qualifies as a separate APH database in a subsequent year and would have qualified as new crop/P/T, SA T-Yields apply, even if the crop/P/T has been planted. Calculate the SA T-Yield for the current year according to Para. 1774A(5).

- (4) Beginning with the 2017 crop year, new crop/P/T procedures apply to transitional and certified organic acreage.

## 1783-1790 (Reserved)

---

## Section 9: Switching from a Non-APH Based Policy to a CCIP Policy

### 1791 APH Database Impacts When Prior Plan of Insurance Required a Production Report

---

Some plans of insurance (e.g., ARPI, STAX, etc.) require the insured to provide a production report even if the plan of insurance does not require APH databases.

#### A. Production Report Provided

- (1) If an insured switches to a CCIP policy, the production reported while insured under the other plan of insurance is used to:
  - (a) establish APH databases, when an insured did not previously have a CCIP policy or when the acreage insured under the other plan of insurance was not previously a part of the insured's farming operation while insured under a CCIP policy; and
  - (b) maintain continuity of production records and update APH databases when an insured previously had a CCIP policy and those APH databases remain in the insured's farming operation.

The prior APH databases and production reports for those APH databases that remain in the insured's farming operation are not re-certified, but are used automatically and updated with any applicable production reports while insured under the other plan of insurance.

If the AIP does not have APH databases and/or production reports while the other plan of insurance for the policy, that information may be available from RMA systems or a transferring AIP.

If the insured did not provide OU-based production reports under the other plan of insurance, the insured must use the production report provided while insured under the other plan of insurance the initial crop year of switching to a CCIP policy. In a subsequent crop year, the insured can report by OU or recertify prior year's production report by OU.

- (2) When the production report while insured under the other plan of insurance includes unharvested insurable acreage, that information must be included when establishing and/or updating APH databases. See Para. [1325F](#) for information regarding production reporting requirements for unharvested acreage. Although there is not any production from the unharvested acreage, it is considered a year of producing the crop.
  - (a) If the entire acreage for the APH database was unharvested and destroyed or put to another use (without appraisal):
    - (i) include the planted acreage with zero (0) production, identified with the yield descriptor of UG; and
    - (ii) do not include the yield identified by a UG descriptor in the summation (total yield values and total number of crop years in the APH database) used to calculate the average, rate or approved yields.

**A. Production Report Provided (Continued)**

- (b) If a portion of the acreage was harvested and a portion of the acreage was unharvested (no appraisal), include only the production and the acreage from the harvested acres in the APH database.
- (c) If production was appraised on representative samples, the amount determined by the appraisal is included in the APH database as insurable production. If an appraisal is for only a portion of the acreage in a field that remains unharvested after the remainder of the crop within the field has been destroyed or put to another use, the appraised production is considered uninsured production and is not included in the APH database, unless the appraisal was taken from representative samples.

**B. Production Report Not Provided**

Insureds who switch from another plan of insurance to a CCIP policy are carryover insureds. Therefore, the use of assigned yields maintains continuity of production reports when an acceptable production report is not provided by the PRD.

If the insured does not provide an acceptable production report by the prior crop year's PRD for the other plan of insurance, assigned yields and related procedures will apply. Since approved yields do not apply to non-APH based plans of insurance, there is not a prior crop year's approved yield available; therefore, the assigned yield will be 65 percent of the applicable T-Yield.

If the insured did not provide acceptable and timely production reports for multiple crop years, the assigned yield will apply for each missing crop year. However, insureds may provide an amended production report on or before a subsequent crop year's CCIP policy's PRD in accordance with Para. [1323D](#) to be used in that crop year and subsequent crop years.

If there are no previous crop years of production history available due to:

- (1) the insured not reporting production while previously insured under the other plan of insurance, assigned yields (65 percent of the applicable T-Yield) will be used to complete the APH database; or
- (2) the insured not being insured prior to most recent crop year, 80 percent of the variable T-Yield is used to complete the APH databases due to assigned yields counting as a crop year for variable T-Yield purposes.

**C. Applicability of Yield Limitations**

Yield limitations do not apply when switching from another plan of insurance to a CCIP policy the initial crop year. Yield floors will apply, if applicable.

**D. Applicability of Added Land and New Crop/P/T Procedures**

When adequate documentation is maintained for land added to the farming operation or an insured grows a new crop/P/T within a unit or APH database while the acreage was insured under another plan of insurance, a request for use of SA T-Yields may be made the initial crop year when switching from another plan of insurance to a CCIP policy for the crop, even if the acreage has been planted, if all other requirements and cropland limitations for added land are met.

Calculate the SA T-Yield in accordance with Para. [1774](#) (3)-(6).

**Exception:** When YE applies to a policy, the SA T-Yield is calculated using the current crop year's simple average of:

- (1) the adjusted yield for those APH databases with excluded actual yields in an eligible crop year that have at least one actual/assigned yield prior to any exclusions; and
- (2) the approved yield for those APH databases where actual yields have not been excluded that have at least one actual/assigned yield.

**1792 APH Database Impacts When Prior Plan of Insurance Does Not Require a Production Report**

---

Some plans of insurance (e.g., WFRP) do not require the insured to report yield history or maintain production records. However, if the insured and/or AIP thinks there is a possibility of the insured switching from an APH based plan to a different plan of insurance that doesn't require production reporting and back to an APH based plan of insurance, it is strongly encouraged that the AIP maintain the APH databases the insured had under the APH based plan of insurance and for the insured to provide the AIP with production history on the basis of APH databases established under the APH based plan of insurance.

**A. Production Report Provided**

- (1) If an insured under a plan of insurance that does not require a production report switches back to an APH based plan of insurance, their APH yield history database will be updated only if continuous crop production reports (including the period insured under the prior plan of insurance that did not require a production report) for all units are filed when returning to an APH based plan of insurance.
  - (a) Insureds must maintain continuity of production reports across all units; once continuity is broken for one unit, it is broken for all units.
  - (b) APH databases will not be updated with claim data while the insured is under a plan of insurance that does not require the insured to report production.



**A. Production Report Provided (Continued)**

- (2) If the insured provides production reports that maintain the continuity of the APH database prior to switching from the plan of insurance that did not require a production report, then the prior APH database must be used (in its entirety for the portion of the APH database that remains in the insured's farming operation) when the APH database is maintained by the AIP and is available for a transferred policy or is available from RMA. The prior APH database and production reports are not re-certified, they are used automatically.
  - (a) If APH databases are not available, then only the years for which production reports are provided will be used.
  - (b) All production reports are subject to record retention based on the initial date of certification. These reports are also subject to APH review.

**B. Production Report Not Provided**

- (1) If the insured does not certify production reports, that maintain the continuity of APH, then APH databases must be established according to the following procedures.
  - (a) If the insured does not certify production for the most recent crop year on all APH databases, APH databases will be established using 65 percent of the applicable T-Yield.
  - (b) If the insured certifies production for only the most recent crop year on all APH databases, then the other three years required to complete the APH databases will be 80 percent of the applicable T-Yield.
  - (c) If the insured certifies production for only the two most recent crop years on all APH databases, then the two remaining years required to complete the APH databases will be 90 percent of the applicable T-Yield.
  - (d) If the insured certifies production for the three most recent crop years on all APH databases, then the one remaining year required to complete the APH databases will be 100 percent of the applicable T-Yield.
  - (e) If the insured certified the four most recent crop years or more on all APH databases, their APH databases will be based on those yields.
- (2) Failure to file the most recent APH crop year's production report on an OU basis will limit the insured's choices regarding OUs under the selected APH based plan of insurance.

**C. Applicability of Cups**

Cups do not apply when switching from a plan of insurance that does not require a production report to an APH based plan of insurance the initial year. Yield floors will apply if applicable.

**D. Applicability of Added Land and New Crop/P/T Procedures**

When adequate documentation is maintained for land added to the farming operation or an insured grows a new crop/P/T within a unit or APH database while the acreage was insured under a plan of insurance that did not require production reporting, a request for use of SA T-Yields may be made the initial crop year when switching from the prior plan of insurance that did not require a production reporting to a CCIP policy for the crop, even if the acreage has been planted, if all other requirements and cropland limitations for added land are met.

Calculate the SA T-Yield in accordance with Para. [1774](#) (3)-(6).

**Exception:** When YE applies to a policy, the SA T-Yield is calculated using the current crop year's simple average of:

- (1) the adjusted yield for those APH databases with excluded actual yields in an eligible crop year that have at least one actual/assigned yield prior to any exclusions; and
- (2) the approved yield for those APH databases where actual yields have not been excluded that have at least one actual/assigned yield.

**1793-1800 (Reserved)**

---

## PART 18: CATEGORY C CROPS

### Section 1: General Information

#### 1801 Background

---

A perennial crop is a plant, bush, tree, or vine crop that has a life span of more than one year. The productivity of most perennial crops follows a similar pattern: Establishment, productive capability is zero as the plant is established and growth begins; Development, once a certain stage of growth is reached (maturity of the perennial crop), production begins and productive capability increases until some maximum level is achieved; Maintenance - maximum productive capability remains relatively constant for a period of years; and Decline - productivity begins to decline as age, disease, etc. reduce the plant's productive capacity.

In commercial situations the plant is often kept in production for some period of time after the onset of decline because the cost of replacement, e.g., costs of new stock and replanting, no production during the establishment stage, etc., exceeds the value of the lost production.

Eventually, the decline in production becomes so great that it is more profitable to replace the aged tree, vine or bush. Additionally, some perennial crop productivity varies by crop and region, P/T/TMA/Other Characteristics and density and may remain fairly constant after maturity.

The productivity of perennial crops may also be influenced by the insured's production choices. Examples may include variables such as location; climate; soil; practices or production methods such as rootstock selection, planting pattern, density, pruning, which includes method and pattern, fertilization, weed control, crop thinning, pest control, insecticide, pollinators, use of bees, disease control, fungicide and frost control, grafting, dehorning/ buckhorning/ stumping, acreage thinning, and interplanting new similar or different varieties of the same or other crops.

There is often significant inter-relatedness among the factors (i.e., the efficacy of any one factor is a function of other factors), and many are influenced by timing and frequency. Thus, the procedure for the underwriting of perennial crops must consider these factors when determining coverage.

Other parts of the CIH apply unless a Category C exception is provided (e.g., Category B only applies to Category B crops, thus does not apply to Category C).

#### 1802 Insured Crop

---

See the policy provisions and [AD](#) for insurability requirements by crop. In addition to requirements for good farming practices, adaptability, insurable, and uninsurable acreage, interplanting and inspecting, many of the Category C APH crops have minimum insurability requirements for age; production; age or production; age and production; and/or percent stand.

Insurability requirements are verified by the AIP through reviews of the insured's certification on the PAW(s); PAIRs performed by the AIP or by the RO; or through other AIP reviews such as an APH review. All insurable acres for the crop and county are required to be insured unless otherwise specified in the CP or SP.

The CP provides age, production, age and production, or age or production minimums that must be met prior to insurance attaching for a perennial crop. The AIP must refer to the specific CP for insurability requirements. After assessing the CP requirements, these procedures should be followed regarding how to establish the insured's guarantee, maintaining production, etc.

**Exception:** Some CP provide exceptions to the insurability requirements by SP, WA, or by the AIP otherwise agreeing in writing to accept insurability of the crop acreage. If insurance is otherwise provided by SP or by WA, etc., treat the crop as having met production and/or age requirements in the policy in administering the following procedures.

When an actual yield in an eligible crop year is excluded using YE, the excluded actual yield is considered when determining whether the crop meets production minimums or age/production minimums for insurability. Exclusion of an actual yield in an eligible crop year does not impact age requirements since the exclusion does not change the age of a perennial crop.

When determining if production minimum requirements have been met when QL has been elected, QL replacement yields cannot be used in the determination. The actual yield (prior to QL replacement) must be used to determine if minimum production requirements have been met.

When acreage becomes insurable the initial crop year that age and/or production requirements are met, see Para. [1861](#) for procedures to establish the APH databases for added insurable acreage and added insurable acreage for specific crops in AZ, CA, HI, and UT only.

#### **A. Age Requirements**

The AIP determination of whether age requirements are met is based upon the insured's certification on the PAW, and any subsequent verification by the AIP during a PAIR or other review.

Acreage not meeting minimum age requirements must be reported as uninsurable on the acreage report and the PAW, for the block or unit. It is essential that this record of uninsurable acreage is kept and utilized to track crop age and/or production minimums as specified in the CP or SP.

- (1) Production from acreage not meeting minimum age requirements must be reported by the insured on the production report.
- (2) Production from uninsurable acreage is not included in the APH database.
- (3) The insured may elect to include prior production from acreage that had not met age requirements in the APH database once the age requirements have been met.
- (4) Failure to report uninsurable acreage separately will result in such acreage being shown and production considered to be commingled in the block or unit for APH purposes.

**B. Commingled Production for Acreage Not Meeting Minimum Age Requirements**

When production from uninsurable acreage not meeting the minimum age requirements is commingled with production from insurable acreage, total production divided by total acreage is used for all crop years that were commingled.

The commingled production and all acreage are entered in the APH database. The insured must report the insurable and uninsurable acres on the Acreage Report and PAW. Production from the uninsurable acreage is included in the APH database; however, the acreage is not considered insurable on the Acreage Report or PAW.

See Para. [1854](#) for procedures to separate commingled production for insurable and uninsurable acreage.

When there is commingled production for insurable and uninsurable acreage, YA or QL does not apply and the “AY” descriptor must be used unless Para. 1854 applies.

**Example:** For the same block/unit/P/T, the insured commingled production from 90 acres that met the minimum age requirement and 10 acres that did not meet the minimum age requirement.

The production report indicates 100 acres and production from 100 acres. The APH database shows: 100 acres and production from 100 acres. The Acreage Report & PAW show: 90 acres insurable and 10 acres uninsurable.

Acreage that is combined to meet insurability requirements that are not addressed by the above commingled procedures may require additional yield adjustment by the AIP or may be submitted as a RO Determined Yield Request, unless otherwise provided in this procedure, the policy, or RO UG.

**C. Production Minimum Requirements**

The CP or SP may require a production minimum for insurability and may specify a time period when production requirements must be met. For example, the Apple CP provides that in one of the most recent four years, an orchard in Area A must have produced 10 bins of apples per acre.

- (1) To meet minimum production requirements:
  - (a) acceptable production reports must be filed that indicate at least one crop year has met the minimum production requirements as specified in the CP or SP; and
  - (b) all actual yields and production must be reported and certified by the insured whether or not the production minimum was met and whether or not the block was insurable or uninsurable.

**C. Production Minimum Requirements (Continued)**

**Note:** When determining if production minimum requirements have been met and QL has been elected, QL replacement yields cannot be used in the determination. The actual yield (with any quality adjustment reductions) must be used to determine if minimum production requirements have been met.

- (2) Acreage not meeting minimum, must be reported as uninsurable on the acreage report and the PAW for the block or unit.
  - (a) Production from uninsurable acreage not meeting production minimums must be reported by the insured in the production report.
  - (b) Production from uninsurable acreage must be kept separate and must not be included in the insured acreage APH database.
  - (c) Failure to report separately will result in acreage being shown and production considered to be commingled in the APH database for the applicable block or unit.

If production minimums are not met on the commingled acreage's production, then the entire acreage is uninsurable.

**D. Commingled Production for Acreage Not Meeting the Minimum Production Requirements**

When production is commingled between production from insurable acreage and uninsurable acreage due to minimum production requirements not being met, the entire commingled acreage and production for all production yield years must meet the minimum production requirements for insurability.

If the production from uninsurable acreage is commingled with production from insurable acreage; total production divided by total acreage (blocks that have met minimum production requirements and those that have not met production minimums) is used for all crop years that were commingled. The commingled production and all acreage are entered in the APH database for all years, not just the most recent production year for the acreage just reaching insurability. The commingled acres and production must meet production minimums according to the policy. See Para. [1861](#) added land procedures for additional information.

Procedures to separate commingled production do not apply when there is prior commingled production from insurable and uninsurable acreage. When there is commingled production for insurable and uninsurable acreage, YA or QL does not apply and the yield descriptor "AY" must be shown, unless Para. [1854](#) applies.

**E. Age and/or Production Requirement**

If a crop has age and/or production requirements that must be met, then follow the guidelines in Para. [1803A](#) for age or Para. [1803C](#) for production, as applicable.

**F. Cannot Verify Age and/or Production Requirements**

The acreage must be reported as uninsurable when insurability is based upon production and/or age:

- (1) if production evidence is not provided; and/or
- (2) if age cannot be determined, e.g., other documentation does not exist to substantiate the age of the tree for CP with age requirements.

**1804-1810 (Reserved)**

---

## Section 2: Acreage

### 1811 General Information

---

Acreage must be certified by the insured or determined by the AIP. The acreage must include deductions for non-crop acreage including drainage ditches and/or canals within the planting pattern and applicable acreage reductions. See Para. [1814](#).

For added insurable acreage now meeting policy minimums, see Para. [1860](#).

For added land recently purchased or leased meeting insurability requirements, see Para. [1861](#).

### 1812 Acceptable Forms of Acreage Measurement

---

The acreage must be measured using one of the following forms of measurement:

- (1) Planimeter;
- (2) Wheel, chain, or tape;
- (3) Survey devices; or
- (4) GPS used in conjunction with aerial photos or satellite imagery.
- (5) For cranberries and grapes, bog and vineyard maps developed by marketing organizations may be used for AIP acreage determination in lieu of (1) through (4) above.
- (6) In conjunction with (1) through (4) above, an AIP may elect to determine acreage using the Tree/Vine/Bush method, if:
  - (a) a particular tract of measured acreage contains different planting densities, age, types/varieties or other characteristics that have different T-Yields, or where crops are interplanted;
  - (b) the fields are irregularly shaped;
  - (c) the terrain is irregular;
  - (d) non-crop acreage exists; or
  - (e) acreage adjustments are required, see Para. 1814.
- (7) When an AIP elects to use the method in (6) above, any acreage determined using the tree/vine/bush method (e.g., separate blocks) must not exceed the total measured acreage (e.g., a unit) using a method specified in (1) through (5) above.

### 1813 Acreage Measurement Methods

---

Acreage measurement must be conducted as follows:

- (1) For acreage measurement using Para. 1812(1)-(4) above:



## 1813 Acreage Measurement Methods (Continued)

---

- (a) measurements are made around the outside of each block based on the spacing within row and between rows;
- (b) for the length, measurements should extend beyond the end of the rows, by  $\frac{1}{2}$  the within-row spacing, from the center of the outside plants on the end of the rows;
- (c) for the width, measurements should extend past the outside row of each block/plot by  $\frac{1}{2}$  the distance between rows; and
- (d) where a road forms an orchard boundary, the measuring point will be  $\frac{1}{2}$  the spacing between tree rows not to extend past the center of the road.

**Example:** An orchard has 15' × 25' spacing, or an average of 15 feet between trees (center of tree to center of tree) within row and 25 feet between rows (center of tree to center of tree).

Measurements would begin  $\frac{1}{2}$  of 15' (7.5') from the middle of the trunk of the end tree in an outside row and extend  $\frac{1}{2}$  of 25' (12.5') from the other outside row, using the same spacing around the entire block (7.5 feet beyond the ends of the rows and 12.5 feet beyond the outside rows, referred to as the drip line).

- (2) For Acreage Measurement using Para. 1812(6), the tree/vine/bush spacing(s) and number of trees/vines/bushes must be determined, see [Exh. 18 E](#) and [F](#).

See LAM for additional information on non-crop acreage deductions and acreage measurement.

## 1814 Acreage Adjustments

---

### A. Insurable Acreage Reduction

Insurable acreage must be reduced:

- (1) when a significant decrease in original plant stand results due to damaged or removed trees/vines/bushes (e.g., plants are severely diseased, removed, buckhorned, dehorned, stumped, or grafted within the acreage). If the reduction in stand was caused by an insurable cause of loss during the current insurance period, the reduction must be considered in the subsequent crop year.

**Exception:** In lieu of acreage reductions, RO UG may provide procedures for acreage that has been grafted, buckhorned, dehorned, or stumped.

A significant decrease in stand occurs when:

- (a) The reduction affects the production potential of the insured crop; and
- (b) The decrease in the percent stand is equal to or greater than 20 percent (or the percentage specified in the applicable SP) based on the original planting pattern for an APH database.

**A. Insurable Acreage Reduction (Continued)**

**Example:** If a single APH database represents three blocks, two blocks having 99 percent stand (one block with 10 acres and one block with 15 acres) and one 45-acre block having 79 percent stand, while the overall percentage stand for the total acreage of the APH database is 86 percent, based on an acre weighted basis; the percentage stand change is less than the 20 percent threshold.

However, if there are three separate APH databases for three blocks within a single unit and two blocks have 99 percent and one block has 79 percent, then the acreage associated with the one APH block database having a 79 percent stand exceeds the 20 percent threshold and would require adjustments.

The formula and acres used to determine the percent stand, for the single APH database with three blocks, are as follows (with the acres underlined):

- (1) First, determine the percent stand for each block, i.e., two blocks having 99 percent stand and one block having 79 percent;
- (2) Next, determine the weighted percent stand of the blocks, i.e.,  $(99 \text{ percent} \times 10 \text{ acres}) + (99 \text{ percent} \times 15 \text{ acres}) + (79 \text{ percent} \times 45 \text{ acres}) = 60.3$ ; and
- (3) Once the weighted percent stand of the blocks is determined, add the acres (shown in the underlined above) together. Then divide the weighted percent stand by the total number of acres to determine the acre weighted average, i.e.,  $15 \text{ acres} + 10 \text{ acres} + 45 \text{ acres} = 70 \text{ acres}$ .  $60.3 \div 70 \text{ acres} = 86 \text{ percent}$ .

**Exception:** As specified in the CP, SP, or RO UG, some crops may require the T-Yield and applicable YA be reduced when there is a reduction in stand. For example, some SP specify that the percent stand reduction percentage is applied to the applicable T-Yield in lieu of acreage reduction.

- (2) for uninsurable acreage as provided in the CP or SP, e.g., underage trees.
- (3) only for the current and subsequent crop years, unless sufficient documentation exists to adjust the prior year's acreage or a new APH database is being established (e.g., new insured with acreage reduction in previous crop years which is included in the current year's production report).

**B. Acreage Adjustment Decrease**

To decrease acres, the AIP must work with the insured to determine the following.

- (1) Identify the percent stand from the initial planting pattern and planted acres. Base all percent stand reductions in subsequent years on initially planted acres until the initially planted acreage is no longer contained in the APH database.
- (2) Calculate the percent stand by dividing the number of bearing/insurable trees/vines/bushes by the product of density multiplied by measured acres.

**Example:** 10 acres were initially planted in an 18 × 20 planting pattern with 121 trees per acre. The insured reports 968 trees; the percent stand would be 80 percent [968 trees ÷ (121 trees/acre × 10 acres)].

The percent stand column on the PAW, see Para. [1832](#) would display 80 percent stand and 10 acres in the acre column. The Acreage Report would reflect 8.0 insurable acres due to the removal of 2.0 acres of trees.

Additionally, for the next crop year the APH database would reflect 8.0 insurable acres for the prior year's production, the PAW would continue to reflect 10 acres at 80 percent stand, and the Acreage Report would reflect 8.0 insurable acres.

**C. Acreage Adjustment Increases**

Once acreage reductions are made, acres can only be increased when authorized by the RO.

- (1) The RO may issue RO UG which specify the procedure to be used by the AIP to increase prior acreage reductions; or
- (2) The insured, through the AIP, may request a RO Determined Yield if the RO has not issued UG. The AIP should select the "other" category on the RO Determined Yield request.

**Exception:** RO authorization is not needed when replanted acreage meets minimum insurability requirements specified in the CP or SP.

---

**1815 Prior Acreage Removed**

---

It is the insured's responsibility to account for all prior acreage reported on the PAW. For removed blocks, the insured must line through the applicable acreage and indicate the removal date. The insured must continue to report the removed acreage on subsequent PAW(s) until the related production information no longer remains in the APH database(s) unless such acreage is accounted for otherwise by AIP adjustment.

## **1815 Prior Acreage Removed (Continued)**

---

### **A. Entire APH Database Removed**

If the removed block represents an entire APH database, annotate the removal on the PAW the initial crop year, and in subsequent crop years no further reporting of the removed APH database is required.

### **B. Part of an Existing APH Database**

If the removed acreage is part of an existing APH database, the insured, through the AIP, may remove the acreage from the APH database for the applicable crop year of removal and any subsequent crop years. The PAW annotation of acreage removal will substantiate the removal from the APH database.

The AIP must submit the APH database with the acres removed from the APH database.

## **1816-1820 (Reserved)**

---

### Section 3: Age/Leaf Year or Growth Stage Determination

#### 1821 All Crops, except Citrus, Macadamia Nuts, and Hawaii Tropical Fruit

---

Leaf year is required to determine the T-Yield, when T-Yields are provided by age, or for insurability requirements in accordance with the policy provisions.

To determine Age/Leaf Year use the following formula.

X = Policy Crop Year

Y = Set Out/Graft Year

**Formula:**  $(X - Y) + 1 = \text{Leaf Year}$

The set out/graft year for APH reporting purposes is the actual calendar year for acreage planted/grafted before July 1. For acreage planted/grafted on or after July 1, the set out/graft year (Y in the formula above) is the year following the calendar year in which set out/graft actually occurred.

When top-worked, the RO reduces the yield, but the leaf year is not affected. A grafted year is not applicable when a tree is only top-worked.

AIPs must submit the set out year and the graft year, if applicable, to PASS. For APH databases which require the use of a T-Yield, such as YA, AIPs must use the graft date to determine the applicable T-Yield. \*\*\*

**Exception:** For pistachios, the set out year equals the graft year; therefore, the graft year is not needed for PASS.

**Example 1:** If the policy crop year is 2022 and the trees were set out/grafted in February of 2015 (prior to July 1, the set out/grafting year is 2015), the age/leaf year is:

$$(2022 - 2015) + 1 = 8 \text{ Age/Leaf Year}$$

**Example 2:** If the policy crop year is 2022 and the trees were set out/grafted in November of 2015 (after July 1), the set out/grafted year is 2016, and the age/leaf year is:

$$(2022 - 2016) + 1 = 7 \text{ Age/Leaf Year}$$

#### 1822 Arizona-California Citrus, Texas Citrus Fruit, and California Avocado

---

Leaf year is required to determine the T-Yield, when T-Yields are provided by age, or for insurability requirements in accordance with the policy provisions.

The following formula is used to determine the Leaf Year.

## 1822 Arizona-California Citrus and Texas Citrus Fruit (Continued)

---

X = Policy Crop Year

Y = Set Out/Graft Year

**Formula:**  $X - Y = \text{Age/Leaf Year}$

The policy crop year is designated by the calendar year following the year in which bloom is normally set.

For Texas Citrus fruit only: when top-worked, the RO reduces the yield, but the leaf year is not affected and a grafted year is not applicable.

AIPs must submit the set out year and the graft year, if applicable, to PASS. For APH databases which require the use of a T-Yield, such as YA, AIPs must use the set out/graft date to determine the applicable T-Yield.

The set out/graft year is the actual calendar year for blocks planted/grafted before July 1. For blocks planted/grafted on or after July 1, the set out/graft year is the year following the calendar year in which set out/graft occurred.

**Example:** An insured insures a grove planted in April 2016 for the 2022 crop year. Crop year is 2022 and set out year is 2016.

$$2022 - 2016 = 6 \text{ Age/Leaf Year}$$

## 1823 Macadamia Nuts

---

Age/Leaf year is required to determine the T-Yield, when T-Yields are provided by age, or for insurability requirements in accordance with the policy provisions.

To determine Age/Leaf Year use the following formula.

X = Policy Crop Year

Y = Set Out/Graft Year

**Formula:**  $(X - Y) - 2 = \text{Age/Leaf Year}$

Policy Crop year is defined as a period beginning with the date insurance attaches extending through the normal harvest time and designated by the calendar year in which the insurance period ends.

Age is defined as the number of complete 12-month periods that have elapsed since the month the trees were set out or were recently grafted, whichever is later. An age determination will be made for each unit, or portion thereof, as of January 1 of each crop year.

**Example:** For crop year 2022, January 1, 2021, is used when determining age. Age in crop year 2021 on Macadamia Nuts for trees set out in April of 2015 is 5 leaf years.

$$(2022 - 2015) - 2 = 5 \text{ Age/Leaf Year}$$

## 1823 Macadamia Nuts (Continued)

The 12-month period is the twelve months that have passed since the crop was set out/grafted. The 12-month period is determined for the 2022 crop year as follows.

Set Out/Grafted	12 Mo. Period	Crop Year	Age
April 2015	Jan. 1, 2016	2017	0
	Jan. 1, 2017	2018	1
	Jan. 1, 2018	2019	2
	Jan. 1, 2019	2020	3
	Jan. 1, 2020	2021	4
	Jan. 1, 2021	2022	5

AIPs must submit the set out year and the graft year, if applicable, to PASS. For APH databases which require the use of a T-Yield, such as YA, AIPs must use the graft date to determine the applicable T-Yield.

## 1824 Hawaii Tropical Fruit

Growth stage is required to meet insurability for the Hawaii Tropical Fruit policy for the following crops: banana, coffee, and papaya. Growth stage or age/leaf year is not required to determine the T-Yield. For other references to age/leaf year in procedures, forms, and reporting; growth stage should be used (e.g., PAW requirement of age/leaf year for a coffee planted 6 years ago would be reported as 4 for growth stage IV).

To determine the growth stage, use the following table as of:

December 31 for coffee, and

May 31 for banana and papaya

Growth Stage	Months After Set out
I	≤12
II	>12-24
III	>24-36
IV	>36+

## 1825-1830 (Reserved)

## Section 4: Producer's Pre-Acceptance Worksheet (PAW)

### 1831 General Information

---

The PAW is an insured's self-certification of the planting and other conditions of the perennial crop. The PAW is used by the AIP to determine insurability and other policy requirements.

#### A. PAW Submission

The insured must complete and submit the PAW by the PRD each year. For new insureds, when the AIP elects to conduct a pre-acceptance inspection (PAIR), the AIP may not have received a PAW because it is prior to the PAW due date of the PRD. In these situations, the AIP may also complete the PAW on the new insured's behalf.

#### B. Failure to Submit a PAW

If the insured fails to complete and submit a PAW by the PRD, the AIP must either:

- (1) obtain the required information from the insured;
- (2) conduct a PAIR to determine the required information; or
- (3) deny coverage for the crop year.

The AIP representative may assist the insured with the PAW completion.

### 1832 PAW Elements and Required Information

---

#### (1) Block Number

Enter block number, if applicable.

When reporting by block, show the block numbers to the third place (i.e., 001).

For blocks consisting of different ages, make separate line entries for each year of planting. Enter the number of nonbearing/uninsurable trees due to age on separate lines by planting year.

Multiple parcels being reported together as one block for APH purposes, must be associated with a unique block number on the PAW and must match the block number shown on the APH database. However, if separate information is available by individual block, separate line entries may be made on the PAW.

Separate APH database/reporting by block (plot) number is required:

For each P/T/TMA/Other Characteristics provided in the actuarial document(s), include variety whether specified on the actuarial document(s) or not, age, and density within the insured crop; and

Prepare a sketch map or provide an aerial map demonstrating the location of each block, designate unique number for each block reported. Enter these numbers along with the block number in the block number column. Complete the items applicable to the crop for each block.



(2) Type

Type applicable (e.g., blueberries: Highbush or Rabbiteye) or other characteristic in actuarial document(s) (e.g., peaches Early, Mid, or Late).

(3) Practice

Identify the practice for the block. Enter the applicable practice from the AD.

(4) Variety

Name(s) of the variety(ies) contained in this block whether specified in the actuarial document(s) or not.

(5) Rootstock

Only applicable when required by the crop policy: Arizona-California citrus crop, macadamia nuts, peaches, pistachio, plum, prune, stonefruit, and walnuts.

Also applicable for grapes, to indicate whether rootstock is Phylloxera resistant rootstock (e.g., susceptible, AXR-1, etc.).

Enter the appropriate rootstock designation for each block.

(6) Month/Year Planted

Enter the month and year trees/vines/bushes/bogs were planted.

(7) Month/Year Grafted

Grafted includes dehorned, buckhorned, stumped, etc., as applicable to CP reporting requirements.

Month and year of grafting to the current variety, if applicable; otherwise, enter N/A.

For Texas citrus fruit, if trees were dehorned within the last 8 policy crop years, enter “dehorned” and the month and year dehorned.

For Florida avocados, enter the year the trees were grafted to the current variety or stumped (trees were reduced to 4-6 foot height by removing all branches and foliage), or buckhorned (to prune any limb at a diameter of at least four inches).

For CA avocados, enter the year the trees were set out, the year the trees were grafted to the current variety, or the year the trees were stumped. The year will be designated as the actual calendar year if the action took place during the months of January through June and by the following calendar year if it occurred during the months of July through December.

(8) Number of Plants

For all crops, except cranberries and lowbush blueberries: Enter the number of bearing plants (trees/vines/bushes), which make up the block.

(9) Plant Spacing

For all crops, except cranberries and lowbush blueberries: Average tree/vine/bush spacing and/or pattern observed within this block (example 18.5 × 20). See Exh. [18](#) for other patterns.

For CA avocados, include pollinator trees of an uninsurable type in the determination of spacing of the insurable type.

(10) Planting Pattern

For all crops, except cranberries and lowbush blueberries:

Completed for tree/vine/bush perennial crops:

Enter:

“S” for Square Planting Pattern;

“B” for Hedgerow or Border Planting Pattern;

“Q” for Quincunx Planting Pattern;

“H” for Hexagonal Planting Pattern;

“D” for Double Row Planting Pattern; or

“O” for Other Planting Pattern.

(11) Interplanted with another Crop

If interplanted with another crop, enter the crop and explain in “Remarks.” Enter “no” if another crop is not interplanted. See Exh. 18 for additional details.

For all crops, except cranberries.

(12) Acres

Number of original planted acres to tenths (0.10).

It is the carryover insured’s responsibility to account for all prior acreage reported. If blocks or partial acreage has been removed from the APH database, see Para. [1815](#).

For CA APH Avocado:

- (a) On acreage that contains only non-insurable pollinator trees in addition to the insurable type, do not reduce the measured acres.

- (b) On acreage interplanted with a non-insurable type other than the pollinator trees, reduce the measured acres to include only the land planted to the insurable type. The **applicant's**/insured's production report must reflect the same number of acres.

(13) Density

For all crops, except cranberries and lowbush blueberries:

calculate the plant density (number of trees/vines/bushes per acre) by dividing the number of square feet per acre by the number of square feet per tree (based on the current planting pattern).

**Example:** Based on a tree spacing of  $20 \times 20 = 400$  square ft., the number of trees per acre is calculated as  $43,560 \text{ square ft. per acre} \div 400 \text{ square ft. per tree} = 109 \text{ trees per acre}$ .

Or, if trees are being interplanted as a part of a tree replacement program and the spacing changes to  $10 \times 20 = 200$  sq. ft., per tree, the correct density becomes  $43,560 \text{ sq. ft. per acre} \div 200 \text{ sq. ft.} = 218 \text{ trees per acre}$ .

(14) Percent Stand

For all crops except cranberries and lowbush blueberries, the **applicant**/insured must identify the percent stand from the initial planting pattern and planted acres.

Calculate the percent stand by dividing the number of insurable trees/vines/bushes by the product of density multiplied by original acres.

**Example:** 10 acres were initially planted in an  $18 \times 20$  planting pattern with 121 trees per acre. The **applicant**/insured reports 968 trees; the percent stand would be 80 percent [ $968 \text{ trees} \div (121 \text{ trees/acre} \times 10 \text{ acres})$ ]. The percent stand column would display 80% stand and in the acres column there would be 10 acres. The Acreage Report would reflect 8.0 insurable acres due to the removal of 2.0 acres of trees.

For cranberries and lowbush blueberries, determine percent plant cover by visual observations, aerial images, or internet-mapping software. Enter the estimated percent ground covered by the plants or bushes.

If the decrease in percent stand or percent plant cover is equal to or greater than 20 percent (or the percentage specified in the applicable SP) based on the original planting pattern, a RO Determined Yield request is required if a decrease in yield is expected. See Para. [1881E\(6\)](#). For insurable acreage reduction procedure see Para. [1814](#).

(15) Insurable or Uninsurable

Designate whether this block has met insurability requirements. Refer to the policy provisions, the actuarial document(s), and this procedure for determining insurable and uninsurable acreage.

**Example:** Acreage must be reported as uninsurable when minimum requirements are not met for:

- (a) Age;
- (b) Yield per acre; and/or
- (c) Age and yield per acre.

When minimum production requirements, age, or a combination of production and/or age are not met, acreage must be reported as uninsurable. When prior production or acreage is commingled, the entire commingled acreage must meet the production minimum requirements for insurability. Acreage combined to meet insurability requirements may require additional yield adjustment by the AIP or should be submitted as a RO Determined Yield Request.

(16) Totals (For Acres and Number of Plants)

This is the last row in the table on the form used to enter the sum of the total acres and total number of plants.

**IMPORTANT:** Prior to answering these questions, the average yield from the preliminary APH database must be calculated.

- (17) Has damage (disease, hail, freeze) occurred to insurable trees/vines/bushes/bogs that will reduce the insured crop's production from previous crop years? If applicable, list the type of disease.

An applicant/insured must answer "YES" if they have a tree disease present in the orchard/grove. Provide the type of disease identified by the applicant/insured, e.g., Citrus Blight, Citrus Canker, Citrus Greening, Citrus Tristeza, Phytophthora Root Rot.

If yes to damage caused by disease, list type of disease.

- (18) Have practices or production methods (e.g., removal, dehorning, grafting, transitioning to or from organic) been performed that will reduce the insured crop's production from previous crop years?

If the applicant/insured answers "YES," hard copy records of acreage and production are required.

For almonds, if the applicant/insured answers "YES" as a result of not post-harvest irrigating the same amount of water used to establish the yield in the APH database and applied normal allocation during the remainder of the growing season, then the AIP must follow procedure in Para. [1867](#).

Additionally, for Texas citrus fruit, if trees have been dehorned within the last 8 policy crop years, applicant/insureds must answer "YES."

## 1832 PAW Elements and Required Information (Continued)

---

If the acreage was dehorned prior to the current crop year and the dehorned acreage has been inspected and accepted it will not be necessary to re-inspect the acreage or require hard copy records of acreage and production (unless productivity is reduced compared to the year it was last inspected).

- (a) Is acreage transitioning from conventional to organic for the first year?

An applicant/insured must answer “YES” the first year the applicant/insured transitions to organic practices (with or without a plan), see Para. [1855](#).

- (b) Is acreage changing from organic to conventional for the first year?

An applicant/insured must answer “YES” the first year the insured is going from organic practices to conventional practices, see Para. 1855.

- (19) Organic: has the acreage been affected by a prohibited substance (biological, chemical, or other agent) which results in change in practice? If yes, select organic to transitional or organic to conventional.

An applicant/insured using organic practices must answer “YES” when the organic crop has been affected by prohibited substances, and identify the change in production practice, if any. See Para. 1855.

- (20) Is the current water supply (surface allotment/well) adequate to produce a normal crop for the crop year being certified above?

If the applicant/insured answers “NO,” hard copy records of acreage and production are required.

## 1833 AIP PAW Review

---

The AIP must use the information provided by the insured annually on the PAW to determine:

- (1) the insurable acreage for the current crop year;
- (2) whether a PAIR must be conducted by the AIP;
- (3) whether the approved yield should be adjusted; or
- (4) whether the crop meets the policy insurability requirements in accordance with these procedures, the policy or any applicable RO UG.

A PAW triggers the need for a PAIR and a RO Determined Yield for insurability when the insured answers:

- (1) Yes, to whether “... damage (e.g., disease, hail, freeze) occurred to insurable trees/vines/bushes/bogs that will reduce the insured crop’s production from previous crop years?”

**Exception:** If the AIP determines the damage from the previous crop year will not impact the insured crop’s production, a RO Determined Yield request is not required.

- (2) Yes, to whether “... practices or production methods (e.g., removal, dehorning, grafting) been performed that will reduce the insured crop’s production from previous crop years?”

**Exception 1:** In lieu of acreage reductions, RO UG may provide procedures for acreage that has been grafted, buckhorned, dehorned, or stumped.

**Exception 2:** If the removal of trees causes a decrease in percent stand that is less than 20 percent (or the percentage specified in the applicable SP) based on the original planting pattern a RO Determined Yield request is not required. Further, an AIP can choose to complete a PAIR to determine the 20 percent, but it is not required.

- (a) Yes, to whether “... transitioning from conventional to organic?”

Exception: See Para. [1855](#).

- (b) Yes, to whether “... acreage changing from organic to conventional.”

Exception: See Para. 1855.

- (c) Yes, to whether “... organic acreage has been affected by a prohibited substance which resulted in a change in practice.”

Exception: See Para. 1855.

- (3) No to if “... the current water supply (surface allotment/well) adequate to produce a normal crop for the crop year being certified above?”

**Exception:** Unless otherwise provided in this procedure, the policy, or RO UG.

## Section 5: Perennial Crop Pre-Acceptance Inspection Report (PAIR)

### 1841 General Information

---

A PAIR is an underwriting tool used by the AIP to:

- (1) establish insurability of the crop **on a unit or APH database basis**;
- (2) evaluate the risk to be assumed by the AIP; and
- (3) verify information provided by the insured on the PAW.

If the PAIR discloses that information provided on the PAW was incorrect or incomplete, the PAW must be corrected.

### 1842 PAIR Requirement

---

**A. A PAIR is required for the current crop year when:**

- (1) required by the policy, SP, or for WA to determine insurability;
- (2) the person is a new insured under any of the following:
  - (a) the Texas Citrus CP; or
  - (b) the Pistachio CP;
- (3) triggered by the PAW, see Para. [1834](#);
- (4) an insured either does not complete a PAW or does not complete a PAW in an acceptable manner;
- (5) requested in writing by RMA;
- (6) the AIP is mandated by the policy provisions and agrees **in writing** as a condition of insurance attachment, see Para. 76 of the WAH;
- (7) requested by the RO if a new PAIR is necessary for the RO to approve a RO Determined Yield;
- (8) damage has occurred to trees, vines, bushes, bogs, etc.; or
- (9) cultural practices have been performed that will reduce the insured crop's production from previous levels.

**B. A PAIR is required within the most recent five years for:**

- (1) RO Determined Yield Request unless triggered by the PAW; and
- (2) an APH database identified with high variability of actual yields, see Para. [1863](#).

**Exception:** An assuming AIP may use a ceding AIP's PAIR when provided by the ceding AIP.

## **1843 PAIR Waivers**

---

PAIRs may be waived by RMA, in writing, when an excessive number of policies require PAIRs that cannot be feasibly accomplished. The RO may provide written approval to the AIP authorizing PAIR waivers, if the AIP provides:

- (1) a written request to the RO;
- (2) the reason for the waiver;
- (3) documentation supporting an excessive number of PAIRs; and
- (4) alternative means to reasonably assess the impact to the perennial crop.

## **1844 PAIR Deadline**

---

The PAIR must be completed, and also submitted to the RO when required, within 60 calendar days after the PRD.

PAIRs not completed and submitted to the RO by the deadline for RO Determined Yield Request will result in a RO Determined Yield not being issued.

A RO Determined Yield Request deadline can be extended with RO approval when the request is based on a situation that requires a reduced APH Yield for the crop year.

## **1845 PAIR Completion Requirements**

---

### **A. Inspector**

The AIP will conduct the PAIR. The person completing the inspection must possess training equivalent to that of a loss adjuster.

### **B. Supporting Documentation**

The AIP may request that the insured provide acceptable supporting acreage and production evidence to assist with the completion of the PAIR.

### **C. Insurable and Uninsurable Acreage**

Complete a separate PAIR by crop for insurable and uninsurable acreage. Each PAIR must identify whether it is for insurable or uninsurable acreage.

Refer to the applicable CP and/or actuarial document(s) for determining insurable and uninsurable acreage.

### **D. Acreage Damage**

For new insureds, once the acreage is inspected and the application accepted, subsequent damage from insured cause(s) is covered.

- (1) If the entire crop is damaged prior to application or the date insurance should have attached, the application is not accepted, and insurance does not attach.



**D. Acreage Damage (Continued)**

- (2) If part of the crop is damaged, the application may be accepted; however, units with damaged acreage must be rejected and insurance does not attach to the damaged units.

For carryover insureds, if insurance is requested on added acreage that is damaged prior to the PAIR, the request is rejected on a unit basis and insurance does not attach.

If the insured fails to notify the AIP by the PRD, an amount equal to the reduction in the yield will be added to the production to count due to uninsured causes for any notices of damage in accordance with the LAM Para. 743.

If a condition is unreported and occurs before the beginning of the insurance period, the AIP must make additional determinations such as whether the crop is insurable and if misrepresentation penalties apply in accordance with Section 27 of the CCIP.

**1846 PAIR Elements and Required Information**

---

- (1) Number of years **applicant/**insured has operated this unit. If less than three years, include previous owner name and address, if known.

This information will assist the inspector in determining the accuracy and completeness of the APH databases and production reports.

If less than three years, include previous owner name and address, if known.

- (2) Has this unit been insured in previous years? If yes, include the number of years insured and prior policy number(s).

Enter “No” if the acreage in this unit has not previously been insured by the current **applicant/**insured or another producer.

Enter “Yes” if the acreage in this unit has previously been insured by the current **applicant/**insured or another producer. Include the number of year’s insured and prior policy number(s).

If the unit was previously insured and when appropriate, review any previous PAIRs, PAWs, and other policy information (e.g., APH databases) to assist in the PAIR completion to understand any insurability concerns, whether changes have occurred in production practices or methods, etc. that may impact the insurability of the unit.

- (3) Describe weed control measures used for the unit. Include a description of the orchard/vineyard/plantation/field/bog floor management (e.g., sod, cover crop, **etc.**).

Review with the **applicant/**insured and explain in detail the cultivation and/or spray program used to control weeds.

Include a description of the current orchard/vineyard/plantation/field/bog and floor management (e.g., sterile/sod/cover crop, etc.).

- (4) Describe the fertilization program used for the unit. Include the applicant's/insured's method of monitoring soil fertility, e.g., soil analysis, foliar analysis, or both.

Describe in detail the fertilization program being used.

- (5) Describe in detail the insect control measures used (i.e., integrated pest management/calendar spray program).

Evidence Of Disease/Insects (Check One): ☐ Rare, ☐ Moderate, ☐ Severe

Describe in detail the insect and disease control measures used by the applicant/insured (e.g., integrated pest management, a calendar spray program, methods used for organic practices, etc.).

Identify current evidence of disease/insects as: rare, moderate, or severe.

- (6) Describe wildlife control measures.

Describe the wildlife control measures as applicable to the crop provision reporting requirements.

- (7) Describe in detail the use and placement of bees for pollination. Include type, quality, quantity, and location.

Describe in detail the use and placement of bees for pollination.

For all crops, except grapes, include type, quality, quantity, and location.

For grapes: Not applicable.

Review resources for proper use of bees for pollinations, e.g., CES.

- (8) Describe in detail the varieties being used as pollinizer(s). Include: variety, location, quantity, density, and configuration.

Describe in detail the varieties used as a pollinizer when applicable (e.g., grapes are not applicable).

Include variety, location, quantity, density, and configuration (e.g., Golden Delicious pollinizers every 4th row = 25%).

- (9) Is tree/vine/bush/plant replacement program being carried out?

Determine whether the applicant/insured replaces dead or diseased plants.

If the applicant/insured has a replacement program, identify to what extent, if any, the applicant/insured is using a fumigation or crop rotation program.

- (10) Describe the trellis type and condition.

Describe the trellis type for each block (e.g., tatura, slender spindle, Lincoln canopy, etc.).

- (11) Describe in detail: the pruning practices used, and the date normally completed. Indicate whether pruning is annual or biennial.

Describe in detail the pruning practices used (i.e., hand or mechanical), date normally completed, and whether pruning is annual, biennial, etc.

Indicate if there is excessive pruning or top working which affect production of the crop to be insured.

- (12) Describe in detail the irrigation method and source.

(a) Surface: percentage of total supply, irrigation district name, allocation last year percentage of normal, and expected allocation this year's percentage of normal.

(b) Irrigation wells: percentage of normal, how many wells, total gallons per minute.

(c) Water obtained through water transfer: acre feet per acre.

(d) Type of irrigation system.

Describe in detail the irrigation source(s).

Obtain from the applicant/insured, water source(s) and irrigation district(s) from which water is allocated, allocation percentage, and irrigation well information.

Include any information regarding water obtained through water transfers and any potential curtailment of current and future water supplies.

Describe the type of irrigation system (i.e., flood, drip, etc.).

- (13) Is the unit subject to above normal flood hazard? If so, explain.

Determine whether any abnormal flood hazards exist. Explain in detail.

- (14) Describe the type of frost protection used including the average times used.

Type of frost protection used for each block and the average number of times used. If no frost protection system is in place, enter "None."

For citrus, determine if the frost protection system is adequate for the citrus (WPF) with frost protection rate.

- (15) Are there soil limitations (e.g., slope, depth, drainage, pH, saline/alkali, toxicity, etc.)? If so, explain.

Discuss with the applicant/insured (and perform an assessment) to determine any potential soil limitations (e.g., slope, depth, drainage, pH, saline, or alkaline toxicity, etc.).

Other resources should also be considered when appropriate, such as soil maps.

Areas of frequent replanting or stunted growth may indicate that soil limitations exist.

- (16) What date is harvest completed for the unit under normal conditions?

Determine the normal harvest completion date from the applicant/insured.

For pistachios, document arrangements for harvesting and processing.

- (17) Remarks

Any special information that clarifies items on this form.

- (18) Type of mulch used and percent of bare surface covered.

For lowbush blueberries: Describe type of mulch used and percent of bare surface covered.

- (19) Previous loss history for the last 4 years: year, cause, extent.

For cranberry: explain the previous loss history for the last four (4) years. If hail has occurred the last two (2) years or was a secondary cause of loss, describe the severity of the damage in the "Remarks" attaching additional sheets as necessary.

- (20) Specific management practices utilized each year of operation on this bog.

For cranberry: complete the specific management questions in the following blocks for each applicable year for all cranberry bogs with less than four years of records. Describe in detail any improvements for newly purchased bogs and the prior manager's experience.

Fertilization Program

Sanding Program

Insect Program

Weed Program

Fungicide Program

Drainage Program

Water Supply

Method of Harvest

- (21) Bog manager's prediction of expected yield of this bog for the next 4 years.

For cranberry: enter the expected yield of this bog for the next 4 years.

- (22) Describe the use of a frost warning system for the bog.

For cranberry: describe the use of a frost protection warning system for the bog. If frost protection equipment is available, describe the type and amount. If equipment is present but does not appear to be useable, note in the "Remarks."

- (23) Describe the presence or absence of a backup power source for irrigation system and type of system.

For cranberry: describe the presence or absence of a backup power/security system source for an irrigation system and identify the type of system.

- (24) Average number of times the frost protection system is used each year, if no frost protection system is in place, enter "None."

For cranberry: enter the average number of times the frost protection system is used each year, if there is not frost protection system in place enter "None."

- (25) Time needed to flood bog, and time needed to remove the water from the bog.

For cranberry: enter by block, the time needed to flood bog, and the time needed to remove the water from the bog.

- (26) Describe the general condition of bog dikes and banks.

For cranberry: describe the general condition of bog dikes and banks.

- (27) Describe sanding practices used.

For cranberry: evaluate and note sanding of the cranberry bog. Determine if the bog is being sanded relative to its management condition.

- (28) Harvesting method.

For cranberry: describe last year's and next year's harvesting method, wet and/or dry, and the percentage for each method.

- (29) Measured or determined acres of unit, total unit acreage insurable and uninsurable, method(s) of measurement.

Enter the total unit acreage (insurable and uninsurable) and the methods of measurement.

- (30) Measured or determined acres of unit, total unit acreage insurable.

Enter the total unit insurable acreage (e.g., if adjusted for percent stand).

- (31) Determine whether current observed conditions reconcile to prior records.

Review the APH database for prior production and acreage (by variety) as compared to the current acreage and varieties based upon the PAIR.

Note any inconsistencies and reconcile tree removals, replacements, grafting, production or practice changes, etc.

This review will assist in determining acceptability of prior production records and insurability determinations for the current crop year.

- (32) Percent stand: less than 50%, 50-60%, 61-70%, 71-80%, 81-90%, or 91-100%.

Identify the percent stand by checking the appropriate column on the form.

Based on the original planting pattern, identify the percent stand.

Identify spaces occupied by live trees/vines/bushes/plants.

Identify bearing trees/vines/bushes/bogs (only include the acreage harvested by the applicant/insured).

Assess the insurable stand.

For cranberries and lowbush blueberries, determine percent plant cover by visual observations, aerial images, or internet-mapping software. Enter the estimated percent ground covered by the plants or bushes.

- (33) Describe the previous loss/damage history.

Explain the previous loss/damage history for the last four (4) years.

- (34) Determine the current unit potential: ☐ stable, ☐ declining, ☐ increasing

Evaluate and describe the unit's current crop potential as stable, declining or increasing.

- (35) Do trees/vines/bushes/plants have sufficient vigor to produce the preliminary APH yield computed for this unit?

These are subjective questions requiring evaluation of the unit's vigor relative to the preliminary APH yield.

Note the amount of tree/vine/bush growth, limb/cane/bush size, and color, and other factors which indicate the unit's ability to produce the preliminary APH yield.

- (36) Plant vigor as: good, average, poor.

Note the overall plant vigor as: good, average, or poor.

- (37) Determine if the rootstock variety is adaptable to the area and resistant to disease.

Explain if the rootstock listed on the PAW is adaptable to the area and resistant to disease.

For grapes/table grapes: Indicate the type of Phylloxera resistant rootstock (e.g., susceptible, Axx-1, etc.).

- (38) If applicable, provide inside bin measurements.

When complete verifiable first handler or third party records are not provided by the applicant/insured that substantiate bin size, the bins must be measured. Provide inside bin measurements to substantiate reported production.

- (39) Insurable acreage and tree/vine/bush/bog information.

Verify PAW(s) entries, making any corrections needed, and initial the PAW.

- (40) Uninsurable acreage and tree/vine/bush/bog information.

Verify entries on PAW(s), making any corrections needed, and initial the PAW.

- (41) Obtain and attach aerial photo(s)/map(s).

Obtain aerial/satellite photo(s) and/or maps (e.g., GPS, bog maps) with blocks, units, legal description, FN/Tract and Field (when applicable) must be clearly identified.

When the aerial/satellite photo(s) and/or map(s) are not available, include a hand sketch map with the following information:

- (a) Identify the location of separate units for the same applicant/insured. The unit location must identify roads, the nearest intersection, landmarks along with cardinal directions (e.g., a north arrow);
- (b) Identify the location of blocks within one unit. Sketch out the blocks, showing the exact location of each block in relation to other blocks in the unit. Label each block with a Block Number and any other applicable identification (e.g., home farm); and
- (c) Include an overall sketch map of all units.
- (d) For cranberry: attach a bog map showing each bog as a separate block. If a bog contains uninsurable acreage or is undergoing partial renovation, list these acres as separate blocks.

**1846 PAIR Elements and Required Information (Continued)**

---

- (42) Additional information and comments (attach additional sheets as necessary).

Additional notes and observations, which will assist the verifier in relating unit information to actual yields contained within the APH database.

Include additional sheets, as necessary, referencing appropriate items.

- (43) Your evaluation of the management of this operation: (above average; average or below average), and your evaluation of the orchard/vineyard/bog/grove/field condition: (above average; average or below average).

These are subjective questions requiring consideration for overall evaluation of management and conditions of the unit. Provide explanation if below average.

- (44) Your evaluation of the orchard/vineyard/bog/grove/field condition: (above average; average or below average).

This is a subjective question requiring consideration for overall evaluation of management and conditions of the unit. Provide explanation if below average.

- (45) Action recommended: acceptance, RO **D**etermined **Y**ield request, rejection.

Provide recommended action. Sign and date the report.

Forward to the supervisor with any applicable APH database(s), PAW, production records, **and/or** acreage determinations.

**1847-1850 (Reserved)**

---



## Section 6: APH Database

### 1851 APH Database Establishment

---

APH databases must be established by unit by each unique combination of P/T/TMA/Other Characteristics identified in the **AD** and specified in the CPs or SPs. See Para. [1505](#) for exception and Exh. [18](#).

Other characteristics include, but are not limited to:

- (1) T-Yields by age/leaf year;
- (2) density; and/or
- (3) early, mid, and late season, etc.

### 1852 Block Reporting

---

Block reporting allows the insured to report and maintain separate production and acreage by block. An insured may report production and an AIP may establish an APH database by block. However, each block is not considered an OU unless the OU provisions in the Policy are met, e.g., non-contiguous land.

The APH database is established using the production report. Reporting by block allows production from underage trees or acreage not meeting production minimums to be maintained separately.

AIPs must establish APH databases within a unit by each unique combination of P/T/TMA/Other Characteristics and insureds may elect to report by block P/T/TMA/Other Characteristics are the same, and production records are maintained separately.

**Example:** Unit 0001-0001 has 2 blocks of land each containing 10 acres of the same crop/P/T/TMA/Other Characteristics with blocks of different age and density, an APH database may be established for each block provided the insured maintains production records by block.

### 1853 Separate P/T/TMA/Other Characteristics

---

If a different T-Yield by age and/or density is specified in the **AD** and there are different age and/or density blocks in the APH database, then the Weighted Average Age/Density Worksheet may be completed to calculate the T-Yield when a T-Yield is applicable to the APH database.

The APH database calculated using a weighted average age and/or density to arrive at a T-Yield must be reported by the AIP to RMA with yield indicator “W.” If T-Yields are not required in the APH database (e.g., more than four years of actual/assigned yields are available and YA is not applicable), then the Weighted Average Age/Density Worksheet is not required.

### 1854 Commingled Production

---

The following applies to Category C crops with commingled production.

- (1) If the insured commingled production for acreage that does not meet policy minimums, see Para. [1803B](#) and [D](#).

- (2) If RMA establishes new P/T/TMA/Other Characteristics, see Para. [1521](#), yield descriptor “AC” apply when databases are divided. Generally, the insured should know the acres by type, TMA, and other characteristics.
- (3) When the insured divides units with the same P/T/TMA/Other Characteristics for acreage that has met age and/or production requirements, see Para. [1088](#).
- (4) If the insured commingles production between units, assigned yield procedures apply, see Para. [1857C](#).

**Exception:** Production that is commingled can be allocated to the applicable unit structure using a pre-harvest appraisal when insureds direct market their crop and complete the Marketing Certification. See Para. [1417](#) and [1452](#).

- (5) If the insured commingled production between APH databases within the same unit containing different P/T/TMA/Other Characteristics for acreage that has met age and/or production requirements acreage, use Para. [1543A](#), [B](#), [C](#), or [D](#), to separate production.

**Exception:** The Multi-purpose Production and Yield Worksheet in Exh. [17](#) as referenced in Para. 1543B cannot be used to separate production commingled between conventional and certified organic acreage or transitional and certified organic acreage.

- (6) If the insured commingled production within the same unit containing the same P/T/TMA which includes any immature acreage, commingled production procedure, Para. [1088B](#) and 1543 does not apply, the APH database is not eligible for QL or YA and yield descriptor “AY” applies to the actual/assigned yield(s), unless one or more of the following apply:

- (a) Production and acreage separate by block.

When the insured certifies separate production and acreage by block for all years certified for insurable acreage (as provided in the CPs) the insured will receive:

- (i) an approved yield based on actual/assigned yields and T-Yields based on the current age and density by P/T/TMA/Other Characteristic of each block.
- (ii) The block may be eligible for YA if T-Yields are available for the age and density.

See the APH Block Production Para. [1852](#) and Weighted Average Age/Density Worksheet Para. [1860](#), and respective worksheet instructions for each crop in Exh. [18](#).

- (b) Production and acreage for most recent year separate by block.

When the insured certifies separate production and acreage by block for at least the most recent year, for insurable acreage (as provided in the CPs) the insured will receive:

- (i) an approved yield based on actual/assigned yields and T-Yields based on the current age and density of each block as described above.

## 1854 Commingled Production (Continued)

---

- (ii) the total commingled production and acreage (insurable and uninsurable) from the previous crop years will be attributed only to the blocks that are of the age specified and older for the applicable crop.
  - (iii) YA may be applicable to the most recent year separated by block, see the APH block production in Para. [1852](#).
- (c) Weighted average age and density determination.

The APH database may be eligible for YA if the weighted average age and density can be determined. See the weighted average age/density worksheet in Para. [1860](#).

## 1855 Organic Perennials

---

### A. Establishing APH Databases for Acreage Transitioning to Certified Organic

- (1) The initial year an insured transitions an existing conventional perennial crop to organic farming practices (with or without an organic plan) and the **AD** provide a lower T-Yield for certified organic or acreage in transition to organic than the non-organic T-Yield for the same crop/type/TMA/Other Characteristics (e.g., age/density), AIPs will establish the APH database for the transitional acreage by using the percentage difference in the applicable T-Yields between conventional and transitional organic practices in the **AD**. AIPs are not required to conduct a PAIR and a request for RO Determined Yield is not required. The AIP must take the percentage difference between the applicable T-Yields times the average yield for the conventional APH database and use the result as the transitional acreage's determined yield for the four most recent crop years and establish the APH database for the acreage in transition to organic.
  - (a) AIPs must compare the applicable T-Yield for the conventional P/T/TMA/Other Characteristics to the applicable T-Yield for the transitional acreage P/T/TMA/Other Characteristics to determine the percentage difference between the RMA published T-Yields for conventional and transitional acreage. For example, the applicable T-Yield for transitional acreage is 883 boxes; the applicable T-Yield for conventional acreage is 1,010 boxes. The percentage is .87 or 87% ( $883 \div 1,010$ ).

**A. Establishing APH Databases for Acreage Transitioning to Certified Organic (Continued)**

- (b) AIPs must use the percentage determined in (a) and apply it to the average yield in the APH database for the conventional acreage to derive a number which will be used as a determined yield for the most recent 4 years to establish an APH database for the acreage in transition to organic. For example, the average yield for the insured's conventional acreage that they are transitioning to organic is 1,600 boxes. Take the applicable percentage (see example in (a), 87%) times the average yield of 1,600 to determine the yield to use in the most recent 4 years for the APH database of 1,392 ( $1,600 \times 87\%$ ) for the acreage in transition to organic, these yields must be identified with yield descriptor "OF" (see Exh. [15W](#) (5)). These yields will roll out of the APH database in subsequent crop years as they are replaced with actual yields. If the APH database does not have conventional history, use the transitional organic T-Yields.
- (i) YA, YE, and QL will not apply to any "OF" yield in the APH database.
- (ii) Yield Cup will not apply to the APH database until all "OF" yields are replaced.

**Note:** If the insured is transitioning without a plan, the acreage must continue to be insured as a conventional farming practice and any loss due to organic farming practices will be considered an uninsurable cause of loss. Even though the acreage must be insured as conventional according to the BP, the APH must still be factored in accordance with (a) and (b). AIPs may continue to maintain the previous conventional APH database (now inactive), but when applying the factors times the average yield, the AIP must establish a new APH database, with four "OF" yields, due to the change in practice to organic, yet since the insured is transitioning without a plan, then the APH database must be identified with a conventional practice. If the insured has an organic plan, the APH database is identified with the transitional practice.

If production minimums are required by the crop policy, the determination is made using the "OF" yields determined in step (1)(b). If the acreage no longer meets production minimums due to the factored "OF" yield caused by the change in practice, then a RO Determined Yield must be requested, and the AIP must conduct a PAIR to ensure that the acreage is capable of meeting production minimums.

**A. Establishing APH Databases for Acreage Transitioning to Certified Organic (Continued)**

- (2) The initial year when an insured transitions an existing conventional perennial crop APH database to organic farming practices (with or without an organic plan) and the AD provide an equal or higher T-Yield for certified organic or acreage in transition to organic than the non-organic T-Yield for the same crop/type (age/density or early/mid/late designation, as applicable), the AIP is not required to conduct a PAIR and a request for RO Determined Yield is not required. The APH database for the transitional acreage must use the APH database for the conventional acreage. The practice associated with the APH database will need to be modified, as applicable by the AIP.
  - (a) If an insured is transitioning to organic with a plan, use the existing actual yields contained in the conventional APH database with the appropriate P/T from the AD, e.g., transition to organic.
  - (b) If an insured is transitioning to organic without a plan, it must be insured under the conventional farming practice and in accordance with the BP, any losses associated with the organic farming practices will be considered an uninsurable cause of loss.
- (3) If an insured is transitioning from certified organic or acreage in transition to conventional farming practices, the AIP is not required to conduct a PAIR and a request for RO Determined Yield is not required. An insured may wish to request a higher yield request if the yield is expected to increase. If a RO Determined Yield is not requested, the APH database will retain organic actual yields (both certified acreage and acreage in transition to organic) as actual yields in the conventional database.
- (4) When acreage in transition to organic becomes certified, the insured may answer “NO” to the PAW organic questions. The actual transitional yields contained in the APH database while in transition to organic (identified with an “A” yield descriptor) will be used to complete the certified organic APH database and identified with the “OF” yield. If there are less than 4 years of yields in the APH database the applicable organic T-Yield will be used to complete the certified organic APH database.

**B. Acreage Affected by Prohibited Substance**

If certified organic or acreage in transition to organic, is affected by a prohibited substance, the insured must answer “YES” to the PAW question “Has the acreage been affected by a Prohibited Substance (biological, chemical, or other agent) which results in change in practice?” If acreage is affected by a prohibited substance (see GSH for more information regarding prohibited substances) and results in a change in insurable practice:

**B. Acreage Affected by Prohibited Substance (Continued)**

- (1) Before the ARD, a RO Determined Yield must be requested when the prohibited substance may result in a lower approved yield. If the change results in returning from certified organic to conventional farming practices or transitioning acreage to back to certified organic, the AIP is not required to conduct a PAIR, and a RO Determined Yield is not required unless a reduction in insurable acreage or a lower approved yield may result.
- (2) After the ARD, the crop is insurable as it was reported; however, if the prohibited substance may result in a lower approved yield, the insured must answer “YES” on the PAW in the subsequent crop year, and a RO Determined Yield must be requested in the subsequent crop year. If the change results in returning from certified organic to conventional farming practices or transitioning acreage back to certified, the AIP is not required to conduct a PAIR and a RO Determined Yield is not required unless a reduction in insurable acreage or a lower approved yield may result.

**1856 Acreage Less than a Tenth of an Acre**

---

An APH database cannot be established for acreage that is less than 0.1 acre. If acreage has been identified that is less than 0.1 acre, the acreage must be combined with another APH database to be insurable. If no other APH database is available, the acreage is not insurable.

A minimum of four years of yields are required in each APH database to calculate approved yields. Average APH yields are based on the simple average of the yields for each APH crop year contained within the APH database with additional considerations to arrive at the approved yield.

These procedures and added insurable acreage in Para. [1861](#) provide additional requirements to establish the APH Database for Category C crop. Also refer to [Parts 13](#) and [15](#) for Production Reports and APH Databases, and [Part 16, Sections 1-5](#) for YA, YE, QL, YC, and Yield Reductions for additional procedure regarding the APH database.

**Exception:** For pistachios, if the trees are 12 leaf years or older and have four or more years of actual yields in the database, the variability index and corresponding variability adjustment factor will be used to adjust the APH for alternate bearing effects to obtain the approved yield.

**A. No Actual or Assigned Yields**

For new insureds who have produced the insured crop and do not provide acceptable production reports for the acreage in the insured's current operation by the PRD, approved yields are calculated by multiplying the applicable T-Yield(s) by 65 percent for the entire crop policy.

**Exception:** Not authorized when the CP contains minimum production requirements for insurability. The insured must provide records substantiating that the production minimums were met and use the records to complete APH.

- (1) New insureds must request approved yields by completing and signing a production report. Separate four-year APH databases are required for each block or unit (by P/T/TMA/Other Characteristics). Each APH database must contain four 65 percent T-Yields. AIPs must quote the applicable 65 percent T-Yield as the preliminary APH yield. The verifier must approve all approved yields.
- (2) Cups do not apply the initial year insured; however, in subsequent crop years, APH databases with at least one actual or assigned yield may be eligible for cups.
- (3) OUs are not authorized.
- (4) For Subsequent Crop Years.
  - (a) Production reports are required and assigned yield provisions apply if acceptable production reports are not filed by the PRD.

**A. No Actual or Assigned Yields (Continued)**

- (b) The T-Yield is not set in the APH database. It is updated with T-Yield changes in subsequent years, variable percentage changes based on number of certified yields; current age/density if T-Yields are by age in the [AD](#); or new T-Yields are provided in the [AD](#) for the current crop year. The APH database must be updated each year and the approved/average and rate APH yield recalculated.

**B. Actual and/or Assigned Yields**

When acceptable production reports containing actual yields are filed and/or assigned yields apply for a crop year, the crop year is counted for variable T-Yield purposes.

- (1) When one to three years of actual/assigned yields are available for an APH database, the average APH yield is determined by a simple average of the insured's actual/assigned yields and applicable variable T-Yields used to complete the four-year minimum APH database divided by four. See Para. [1503](#).
- (2) When four or more years of actual and/or assigned yields are available for an APH database, the average APH yield is determined by a simple average of the insured's actual and/or assigned yields divided by the number of years of actual and/or assigned yields contained in the APH database.

**C. Assigned Yield Instructions**

Assigned yields apply per Para. [1686](#) (except units with claims for indemnities or if the producer qualifies for a temporary yield) if acceptable production reports for the most recent crop year in the base period are not provided by the PRD. Production from claims for indemnity is considered production reports and must be reflected in the APH database used. When assigned yields apply in the current crop year, the insured does not qualify for OU. See Para. [1016](#) and 1686.

**Exception:** Assigned yields are not applicable for FL avocados and if in subsequent crop years the required production reports are not provided, the policy will be referred to the RO for a RO Determined Yield. See Para. [1881](#).

If production in the APH database contains assigned yields in previous years and the APH database is being recertified at a lower level, (e.g., APH database established as unit/P/T/TMA was divided into blocks based upon age) the insured must:

- (1) Recertify by APH database using actual production records;
- (2) Use the acres associated with the new APH databases (e.g., by block) and the previously assigned yield if the original APH database was composed of acreages with the same T-Yield; or



**C. Assigned Yield Instructions (Continued)**

- (3) Recalculate prior assigned yields if the original APH database was composed of acreages with different T-Yields using the Multi-Purpose Production and Yield Worksheet instructions in Para. 1858. Yield descriptor “AC” apply to the yields in the APH database. These yields are not eligible for yield adjustments.

**D. Break In Continuity**

If a break in continuity of production reports occurs for a crop year due to an insured not maintaining a perennial crop, lack of a crop market or other reasons defined in Para. 1327 and the insured requests to use acreage or production history prior to the break in continuity, refer to procedures in Para. 1327B.

**1858 Multi-Purpose Production and Yield Worksheet**

Use the Multi-Purpose Production and Yield Worksheet to reconstruct the previously assigned yield into separate assigned yields when the contributing acreages had different T-Yields.

Column	Required Information
1	Acres for the new APH database
2	T-Yield for the new APH database (weighted average if yield indicator “W”)
3	New APH database total (Col. 1 × Col. 2)
4	Acres for the original APH database
5	T-Yield for the original APH database (weighted average)
6	Original APH database total (Col. 4 × Col. 5)
7	Factor (New APH database total Col. 3 ÷ Original APH database total Col. 6)
8	Assigned yield for Original APH database
9	Assigned production for the Original APH database (Assigned yield Col. 8 × acres Col. 4)
10	Reassigned yield for new APH database (assigned production Col. 9 × factor Col. 7 ÷ acres for the new APH database Col. 1)

**1859 T-Yield Instructions**

In addition to the procedures in Para. 1503, the following applies to Category C crops.

**A. Grafting/Dehorning**

For crop acreage modified by grafting (or dehorning), the month and year it was completed must be used to determine the applicable leaf-year (age) and T-Yield (unless an alternative T-Yield and procedures are provided in the AD or RO UG). Top-working is not considered “grafting.” Post-grafted/dehorned acres must meet CP insurability requirements prior to insurability.

**Exception:** For grafted apple acres in the States of Idaho, Oregon, and Washington, see Para. 1865.

**B. Added Land**

Variable T-Yield exceptions for added land and use of prior producer records, see Para. [1861](#).

**C. Percent Stand**

When variable T-Yields are used in the APH database, they are reduced for percent stand adjustments as required by the CP or SP (the APH database would only report the T-Yield (no acres), thus the T-Yield which is provided on a per acre basis is reduced).

- (1) When Variable T-Yields are reduced for percent stand, the yield must be identified with yield descriptors, "SK," "EK," "NK" or "TK" (first character is variable yield descriptor, second character indicates further reduction for percent stand "K").

**Example:** If the percent stand for the block being reported is 75 percent; the applicable T-Yield ("E" 80 percent T-Yield) would be multiplied by 0.75 and reported as "EK."

- (2) When YA is elected, the percent stand reduction percentage applies to the YA. For example, the insured qualifies for YA, the applicable T-Yield is 100; the percent stand is 75 percent; multiply the percent stand percentage of 0.75 times the YA of 60 percent for a substituted value of 45.

**D. Determined Irrigated Yields**

In lieu of the variable T-Yield, the AIP may approve a determined yield for an IRR practice the first time the IRR practice is carried out on a unit, if certain conditions are met. See Para. [1107](#) for instructions of when determined irrigated yields are available and all applicable calculations.

---

**1860 Weighted Average Age/Density**

---

A T-Yield based upon the weighted average age and density is required when different T-Yields apply to an APH database with mixed age and densities, and a T-Yield is necessary to complete the APH database.

**A. Weighted Average Age/Density Worksheet**

A Weighted Average Age/Density Worksheet is used to calculate weighted average age and density to determine the T-Yield when the APH database contains multiple blocks with different set out years (age) and/or density.

The AIP must complete the Weighted Average Age/Density Worksheet and report APH databases established using weighted average age/densities T-Yields to RMA with the applicable yield indicator "W."

- (1) If the AD do not contain different T-Yields by age/density, the Weighted Average Age/Density Worksheet does not apply.

**A. Weighted Average Age/Density Worksheet (Continued)**

- (2) If T-Yields are not required in the APH database because there are four or more years of actual/assigned yields and YA is not applicable, then the Weighted Average Age/Density Worksheet is not required.
- (3) If the Weighted Average Age/Density Worksheet includes acreage that does not meet age requirements, YA when applicable, is determined using the Weighted Average Age/Density Worksheet.
- (4) If acreage contained in the Weighted Average Age/Density Worksheet meets age requirements, YA is available when applicable. YA must use the applicable T-Yield for the crop year being substituted.
  - (a) For Weighted Average Density, use the average of the current crop year's density from the Weighted Average Age/Density worksheet to look up the crop year being substituted.

**Example:** The weighted average density in crop year 2022 is 100 trees, the crop year to be substituted is crop year 2015, use the current year's density of 100 trees to look up the 2015 T-Yield in the **AD** for YA.

- (b) For Weighted Average Age, use the average of the current crop year's age from the Weighted Average Age/Density worksheet, subtract the crop year receiving YA from the current crop year and reduce the age to find the appropriate YA crop year in the **AD**.

**Example:** The weighted average age in crop year 2022 is 15 years, the insured has elected YA for crop year 2015. Current Crop year 2022 - crop year being substituted is 2015 = 7 years. Weighted average 15 years minus 7 years = 8 years as the age for YA in the **AD**. If the crop was not at an insurable age for the applicable crop year, then YA does not apply.

- (5) If YE is elected and as a result of YE, the APH database falls below 4 years of actuals, then the applicable weighted average T-Yield as determined for the current crop year should be substituted for those years within the most recent 4 years that YE excluded.

**B. Weighted Average Age/Density Worksheet Elements**

- (1) Block

Appropriate block number from the PAW, shown to three places (e.g., 001).

- (2) Month/Year

Month and year planted; if mixed enter "00" for the month when yield indicator "W" or yield indicator "F" is utilized.

**B. Weighted Average Age/Density Worksheet Elements (Continued)**

(3) Set Out Year

To calculate the set out year, see [Part 18, Section 3](#). The set out year is used to determine the leaf year unless other management practices have adjusted the leaf year.

(4) Acres

Acres for the block.

(5) Set Out Year Extensions

Multiply the set out year by the acres and enter the total.

(6) Density

Density for the block.

(7) Acres

Acres for the block.

(8) Density Extensions

Multiply the density by the acres and enter the total.

(9) Totals for Acres and Set Out Year Extensions

Totals for columns of Acres and Set Out Year Extensions.

(10) Totals for Acres and Density Extensions

Totals for columns of Acres and Density Extensions.

(11) Weighted Average Set Out year

Calculate the weighted average set out year by dividing Total Set Out Year Extension by Total Acres.

(12) Weighted Average Density

Calculate the weighted average density by dividing Total Density Extensions by Total Acres.

**B. Weighted Average Age/Density Worksheet Elements (Continued)****(13) Transitional Yield**

Transitional yield (T-Yield) for the block or unit, using the weighted average set out year and weighted average density to obtain the T-Yield from the appropriate actuarial document. The T-Yield is then transferred to the appropriate block of the APH database for the unit or worksheet for the block. When grafting (or dehorning) is applicable the month and year completed must be used to determine the leaf-year (age) and substituted to determine the weighted average age and T-Yield (unless an alternative adjusted T-Yield and procedures for approving a RO Determined Yield is provided, shown on the **AD** or RO UG).

**C. Variable T-Yield Percentages**

Variable T-Yield percentages apply to T-Yields determined based upon the weighted average age/density and any applicable adjustments for percent stand.

**D. Multiple Plantings and Unknown Tree Counts**

When there are multiple plantings and the tree counts are not known, use either the most recent year in the range or the most distant year that results in the lowest applicable T-Yield.

**1861 Added Insurable Acreage**

---

Added insurable acreage is acreage that becomes insurable in the current policy crop year because policy requirements for minimum production and/or age are met.

**A. Acreage Added to an Existing APH Database for certain crops in AZ, CA, HI, and UT Only**

Procedure is applicable for: almonds, Arizona, and California citrus, California avocado, figs, plums, grapes, macadamia nuts, pistachios, prunes, stonefruit, table grapes, and walnuts in Arizona, California, Hawaii, and Utah.

If the insured provided an acceptable production report by block for the uninsurable acreage, when the acreage becomes insurable it may be added to an existing APH database containing the same unit/P/T/TMA/Other Characteristics. To add acreage to an existing APH database, AIPs must:

- (1) verify the existing APH database has a prior year approved yield; and
- (2) calculate the percentage increase in acreage by dividing the previously uninsurable acres by the existing APH database acres. Use a simple average of the acres in the existing APH database.

**A. Acreage Added to an Existing APH Database for certain crops in AZ, CA, HI, and...(Continued)**

(3) If the calculated percentage increase in acreage is:

- (a) Less than 70 percent of the existing APH database's insurable acreage, the production from the previously uninsured acreage is excluded from the combined database and the approved yield of the previously insured APH database is used, i.e., the previously insured APH database approved yield is used for both the added and existing acreage. Once the previously uninsured acreage is combined with the existing APH database, it cannot be removed.

An APH database for the previously uninsurable acreage must be maintained by the AIP for the initial year of insurance to substantiate that the insured kept the uninsurable acreage production records separate and to substantiate that production minimums were attained prior to being added as insurable acreage. This APH database is not transmitted to RMA.

- (b) 70 percent or greater than the existing APH database's insurable acreage, an APH database must be established for the previously uninsurable acreage using variable T-Yields to complete the four-year APH database.

The insured must maintain separate APH databases until the added insurable acreage block contains four years of actual/assigned yields, acres, and production.

After four years, the added insurable acreage block may be combined with the other APH database with the same unit/P/T/TMA/Other Characteristics.

If acceptable production report(s) are not provided for the uninsurable acreage, see procedure in Para. [1803](#).

**B. Acreage Added to an Existing APH Database for All Other Crops and States**

Procedure is applicable for acreage being added to an existing APH Database for all other crops and states not listed in Subpara. A.

When insurability of the crop acreage is based on age or production minimums being attained, and acreage is added to an existing APH database, the production is considered commingled between insurable and uninsurable acreage.

Actual yields, production, and acres from all prior years for previously uninsurable acreage (all applicable crop years, not only the crop year when insurability is met) is combined with the insurable acreage; total production divided by total acreage for both insured and previously uninsurable acreage is used for all crop years in the APH database. The commingled production and all acreage are entered in the APH database.

**B. Acreage Added to an Existing APH Database for All Other Crops and States (Continued)**

Cups do not apply the initial year acreage is added. QL and YA do not apply for any crop year within the resulting APH database where production from acreage not meeting the insurability minimums and insurable acreage is commingled, unless a weighted average T-Yield applies.

Crops with minimum production requirements may require a RO Determined Yield. See Para. [1881](#) for Situations for a RO Determined Yield Request.

**C. Acreage Added as a Separate APH Database**

(1) When insurability of the crop acreage is based on age and the crop attained the required age, the following apply.

- (a) The insured has the option to establish the APH database using the previous year(s) continuous acceptable production report from underage acreage. An insured may elect this option when actual yields are higher than the T-Yield when the acreage was under the policy age requirements. Production reports must be for consecutive crop years with no break in continuity.

**Example:** The crop reached insurability in 2021, the insured elects to use the 2021 and 2020 actual yields (which are consecutive) and may complete the APH database's base period with the applicable T-Yield.

This acreage and yield must remain in the APH database until excluded by the base period.

- (b) The applicable variable T-Yield may be used in place of the actual yield from the underage crop. The approved yield is calculated using four variable T-Yields with yield descriptors "SX," "EX," "NX," and "IX" for the annual yield by crop year in lieu of the variable T-Yield descriptors "S," "E," "N," and "T."

If separate acreage and production from the previously uninsurable crop year(s) are provided, such production and acreage is entered in the APH database but does not have the annual actual yield calculated for applicable crop year(s) shown unless the insured elects to use the prior uninsurable annual actual yield(s).

- (c) Any prior commingled production and acreage remains with the prior commingled block or unit; however, for at least the most recent year, separate production and acreage must be provided.

**C. Acreage Added as a Separate APH Database (Continued)**

- (2) When the insurability of the crop acreage is based on production minimums, and acceptable records for such acreage are provided, the actual annual yields submitted for the crop year that the minimum production requirement was met and up to three variable T-Yields are used to calculate the approved yield. The qualifying acreage and production must be entered on the APH database.
  - (a) Any prior production and acreage shown on the APH database, before meeting the production minimum, will not have an actual annual yield for applicable crop year(s) shown.
  - (b) Once qualifying actual yields have been submitted which meet production minimums, continuous production reports must be submitted for each subsequent crop year and variable T-Yields will be replaced with actual or assigned yields in subsequent crop years.
  - (c) Any prior commingled production and acreage remains with the prior commingled block or unit; however, for at least the most recent year, separate production and acreage must be provided.
- (3) For crops with age and production minimums, follow the procedure in (1) above. For crops with age or production minimums, follow the procedure in (1) or (2), respectively.

**1862 Added Land/New Producers**

---

**A. New Producers or Carryover Insureds**

New producers or carryover insureds who have recently added land by recently purchasing or leasing perennial crop acreage which meets policy requirements may use the prior producer's records, whether or not that producer continues to share in the crop, when acceptable hard copy records of acreage and production, or claim records are submitted to the AIP by the PRD. If the prior producer's records are not available, then the variable T-Yield will apply. AIPs must use yield descriptors "SX," "EX," "NX," and "IX" for the annual yield by crop year in lieu of the variable T-Yield descriptors "S," "E," "N," and "T."

**B. Production Report Submitted with at least Four Crop Years**

When a production report containing at least four years of acceptable production evidence is submitted which meets insurability requirements, establish the APH database using the production reports.

**C. Production Report Submitted with less than Four Crop Years**

When acceptable production reports for less than four years are provided, the APH database must be completed as follows.

- (1) Variable T-Yields are used to complete the APH database and are determined on an APH Database basis, not a crop/county basis.



**C. Production Report Submitted with less than Four Crop Years (Continued)**

- (2) The approved yield is calculated using four variable T-Yields with yield descriptors “SX,” “EX,” “NX,” and “IX” for the annual yield by crop year in lieu of the variable T-Yield descriptors “S,” “E,” “N,” and “T.”
- (a) The yield descriptors are used to identify that acceptable production evidence was not provided for the perennial crop, even though a perennial crop would typically have production evidence in previous crop years.
  - (b) The yields descriptors remain in the database unadjusted and roll out as the most recent four years of actual/assigned yields are provided in subsequent crop years.
  - (c) The perennial yield descriptors take precedence over any other applicable yield descriptor.

If insurance is requested on added land acreage that is damaged, insurance does not attach. Also, for insureds sharing in the crop with another producer, see Para. [1774C](#).

---

**1863 APH Database Tests for High Variability of Actual (and Assigned) Yields**

---

**A. Testing Requirement**

To determine whether any adjustments to the APH database are warranted, high variability tests are to be performed by the AIP. High variability includes alternate bearing and downward trending patterns.

**Exception 1:** No review for high variability is required by the AIP when the APH database contains less than four years of actual yields, a break in continuity or a yield descriptor “U.”

**Exception 2:** The high variability test for alternate bearing in Para. 1863D is not required, if any of the actual yields in the most recent three crop years in the APH database are eligible for YE in the [AD](#). If none of the most recent 3 crop years are eligible for YE, then the AIP must conduct the high variability tests for alternate bearing.

**Exception 3:** The high variability test for alternate bearing in Para. 1863D is not required for the following crops that do not have alternate bearing characteristics: crops insured under the Stonefruit CP, peaches, figs, table grapes, and grapes.

The downward trending test continues to apply for crops insured under the Stonefruit CP, figs, table grapes, and grapes. However, Peaches (crop code 0034), will not be adjusted for downward trending in Para. 1863E(2) unless the requirements in Para. 1863G are met.

A. Testing Requirement (Continued)

Exception 4: For Pistachios, see Para. 1863H.

B. APH Database Review

If the APH database:

- (1) meets the following tests in D or E, then the high variability adjustments as specified in those respective sections apply. The APH database does not qualify for YA, YC, or QL; however, it may qualify for YE.
- (2) does not meet any of the following tests in C, D, and E, then the APH database may qualify for YA, YC, YE, or QL as applicable.

In conducting the high variability testing, the rounding is according to APH yield per-acre rounding rules for the crop, to the nearest bushel, box, pound, etc.; multiplied by any applicable factor and then rounded again to the nearest bushel, box, pound, etc.; at each applicable step. When conducting the high variability tests, QL replacement yields cannot be used in the tests. The actual yields must be used to conduct the high variability tests. Actual yields and assigned yields in an APH database identified with the following yield descriptors are considered actuals when conducting the high variability testing:

A, AC, AP, AX, AY, BF, DA, FA, J, JJ, NA, P, PA, and VF.

C. Yield Variance Test

Step	Action
1	Calculate the average APH yield.
2	Determine the number of actual yields that are less than 75 percent of the average APH yield.
3	Compare the number of actual yields that are less than 75 percent of the average APH yield to the number of actual yields contained in the APH database. Determine whether the comparison meets the requirements in the following chart.
4	Determine whether one of the actual yields that were less than 75 percent of the average APH yield occurred during the most recent three crop years.

Number of Times the Annual Actual Yield is Less Than 75 Percent of the Average APH Yield	Number of Years of Actual Yields contained in the APH database
2 or more	4 - 5
3 or more	6 - 7
4 or more	8 - 10

**C. Yield Variance Test (Continued)**

If the APH database:

- (1) does not meet the requirements in step 3 and 4, no further APH database tests are conducted and no adjustment for high variability is required.
- (2) meets the requirements in step 3 and 4, the AIP should check the applicable RO's website for additional guidance. The RO may issue a RO UG that modifies yield variance testing. These testing modifications should be applied before conducting the Alternate Bearing and Downward Trending tests. AIPs must conduct the Alternate Bearing and Downward Trending tests to determine whether the APH database should be adjusted. The AIP must conduct a PAIR if one has not been performed or if the most recent PAIR is more than five years old.

**Exception:** An assuming AIP may use a ceding AIP's PAIR when provided by the ceding AIP.

**D. Alternate Bearing Tests**

If the requirements in C (step 3 and 4) were met, AIPs must review the APH database to determine if the APH database meets the following tests for alternate bearing unless one of the exceptions in Para. 1863A applies.

Calculate an average APH yield using the most recent five years in the APH database. AIPs may use the most recent four years when five years are not available. If the formula triggers adjustments to the approved yield, then make the adjustment to the approved yield and YE not applicable.

Use this calculated average APH yield to determine if the APH database meets the following alternate bearing tests for adjustment of the approved yield.

- (1) Test 1a, for crops without a lag year:

<b>Actual Yield for:</b>	<b>Percentage of the Calculated Average APH Yield</b>
most recent crop year (yield year 1)	Equal to or greater than 125 percent of the calculated average APH yield
the year prior to the most recent year (yield year 2)	Less than or equal to 75 percent of the calculated average APH yield
two years prior to the most recent year (yield year 3)	Equal to or greater than 125 percent of the calculated average APH yield
three years prior to the most recent year (yield year 4)	Less than or equal to 75 percent of the calculated average APH yield

**D. Alternate Bearing Tests (Continued)**

**Example:** The calculated average APH yield using the most recent five years in the APH database is 800.

Crop Year	Yield
2022 (Most Recent)	1,200 ( $\geq 125\%$ of average)
2021	200 ( $\leq 75\%$ of average)
2020	1,200 ( $\geq 125\%$ of average)
2019	200 ( $\leq 75\%$ of average)
2018	1,200

When the APH database meets these requirements, the AIP must adjust the APH database as follows:

Step	Action
1	Multiply the average yield for the most recent four years in the database by 0.5
2	Multiply the average yield of the two lowest yearly yields in the most recent four years of the database by 0.5
3	Sum the results of steps 1 and 2 for the approved yield, the AIP must use special case yield indicator "AF"

(2) Test 1b, for crops with a lag year, citrus, avocado, and macadamia nuts.

Actual Yield Year for:	Percentage of the Calculated Average APH Yield
most recent crop year's actual yield (yield year 1)	Equal to or less than 75 percent of the calculated average APH yield
the year prior to the most recent year (yield year 2)	Greater than or equal to 125 percent of the calculated average APH yield
two years prior to the most recent year (yield year 3)	Less than or equal to 75 percent of the calculated average APH yield
three years prior to the most recent year (yield year 4)	Greater than or equal to 125 percent of the calculated average APH yield

**D. Alternate Bearing Tests (Continued)**

When the APH database meets these requirements, the AIP must adjust the APH database as follows:

Step	Action
1	Multiply the average yield for the most recent four years in the database by 0.5
2	Multiply the average yield of the two lowest yearly yields in the most recent four years of the database by 0.5
3	Sum the results of steps 1 and 2 for the approved yield, the AIP must use special case yield indicator "AF"

(3) Test 2a, for crops without a lag year.

Actual Yield Year For:	Percentage of the Calculated Average APH Yield
most recent crop year's actual yield (yield year 1)	Less than or equal to 75 percent of the calculated average APH yield
the year prior to the most recent year (yield year 2)	Greater than or equal to 125 percent of the calculated average APH yield
two years prior to the most recent year (yield year 3)	Equal to or less than 75 percent of the calculated average APH yield
three years prior to the most recent year (yield year 4)	Greater than or equal to 125 percent of the calculated average APH yield

**Example:** The calculated average APH yield using the most recent five years in the APH database is 600.

Crop Year	Yield
2022 (Most Recent)	200 ( $\leq 75\%$ of average)
2021	1,200 ( $\geq 125\%$ of average)
2020	200 ( $\leq 75\%$ of average)
2019	1,200 ( $\geq 125\%$ of average)
2018	200

**D. Alternate Bearing Tests (Continued)**

When the APH database meets these requirements, the higher of the APH database average APH yield or the most recent four-year per-acre average will be used for the approved yield. AIPs must submit the APH database with special case yield indicator “AF” also see Exh. 22.

- (4) Test 2b, for crops with a lag year, citrus, avocado, and macadamia nuts.

<b>Actual Yield Year for:</b>	<b>Percentage of the Calculated Average APH Yield</b>
most recent crop year’s actual yield (yield year 1)	Equal to or greater than 125 percent of the calculated average APH yield
the year prior to the most recent year (yield year 2)	Less than or equal to 75 percent of the average APH yield
two years prior to the most recent year (yield year 3)	Greater than or equal to 125 percent of the calculated average APH yield
three years prior to the most recent year (yield year 4)	Less than or equal to 75 percent of the calculated average APH yield

When the APH database meets these requirements, the higher of the APH database average APH yield or the most recent four-year per-acre average will be used for the approved yield. AIPs must submit the APH database with special case yield indicator “AF” also see Exh. 22.

APH databases that meet the requirements in (1), (2), (3), or (4) above must be submitted to PASS with special case yield indicator “AF” to show they are adjusted by the alternate bearing test. Do not apply additional downward trending test in Para. 1863E.

In lieu of the procedures in (1), (2), (3), or (4) above, the RO may issue RO UG that waives the alternate bearing adjustments. AIPs must identify APH databases that meet the alternate bearing test, but adjustments were waived by RO UG with special case yield indicator “D” to show that alternate bearing criteria were met but that no adjustment was made.

Alternatively, the RO may issue RO UG that modify the alternate bearing adjustment. AIPs must identify APH databases that met the Alternate Bearing test, but adjustment was modified by RO UG with special case yield indicator “F” also see Exh. 22.

**E. Downward Trending Test**

If the requirements in Para. 1863C were met for yield variance testing and the requirements in Para. 1863D were not met, the AIPs must review the APH database to determine whether it meets the following test for downward trending. The exceptions in Para. 1863A only apply to alternate bearing tests, AIPs must continue to apply the downward trending test.

**Exception 1:** Peaches (crop code 0034), will not be adjusted for downward trending in Para. 1863E(2) unless the requirements in Para. 1863G are met.

**Exception 2:** Pistachios will use procedures in Para. 1863H to adjust for high variability including downward trending.

Calculate the average yield using the most recent three years of actual yields in the APH database that were not eligible for YE, then divide this amount by the average of actual yields in the APH database.

- (1) If the result of this calculation is greater than 0.75, then no adjustment to the APH database is applicable; or
- (2) If the result of this calculation is less than or equal to 0.75, then multiply the average APH yield for the entire APH database by 0.80 to determine the approved yield. The AIP must submit these APH databases with special case yield indicator “DF” to show they are adjusted by the downward trend formula.

The RO may issue RO UG that waives the downward trending adjustment. AIPs must identify APH databases that met the Downward Trending test, but adjustments were waived by RO UG with special case yield indicator “D” to show that downward trend criteria were met but that no adjustment by formula was applicable.

Alternatively, the RO may issue RO UG that modify the downward trending adjustment. AIPs must identify APH databases that met the Downward Trending test, but adjustment was modified by RO UG with special case yield indicator “F”

**F. Inappropriate Adjustments**

Since the insured reports production by the PRD, the AIP must have sufficient time to conduct the AB/DT testing on the APH database; therefore, within 30 days of notification from the AIP (the AIP must provide the notification timely to the insured to allow sufficient time for the RO Determined Yield to be submitted within the 60-day RO Determined Yield deadline) if an insured can show that high variability yield adjustment for alternate bearing or downward trending by the formulas in Subpara. D, E, or as provided in the RO UG, was not appropriate, a request for a RO Determined Yield may be submitted through the AIP to the RO. See Para. [2203B](#) for RO Determined Yield request.

**Exception:** For pistachios this procedure does not apply. However, a RO Determined Yield may be requested if an indemnified loss has occurred in at least one of the three previous crop years.

**G. High Variability Adjustments for Peaches**

For peaches (crop code 0034), if an APH database meets the high variability testing requirements and at least 50 percent of the trees in the APH database are 11 years of age or older, a PAIR must be completed by the AIP in the current crop year. If the PAIR identifies situations that may affect the crop's production potential, requests for RO Determined Yields are required per Para. [1842](#).

If the same APH database continues to trigger the high variability testing requirements in subsequent years, the AIP must verify that the orchard conditions have not changed since the most recent PAIR and if there have been no additional changes that would affect the crop's production potential, then the AIP does not need to complete a PAIR.

**H. High Variability Adjustments for Pistachios**

To address the alternate bearing characteristics, the pistachio procedures use a variability index to identify units which have "on" versus "off" years and adjusts the approved yield accordingly. If the previous year was high, the approved yield may be lowered for the current crop year. Likewise, when the annual yield for the previous year was low, the approved yield may be increased for the current crop year. This approach will better align the guarantee in both "on" and "off" years with the true expected annual yield. **If the variability adjustments below are applicable, the rate yield will equal the approved yield.**

The SP may authorize different variability adjustment factors.

**Exception:** If the orchard is in the 11th leaf year or younger or the APH database contains T-Yields or "OF" yield descriptors, the variability adjustments below are not applicable.

**Note:** An RO Determined Yield may be requested if an indemnified loss has occurred in at least one of the three previous crops years.

If the trees are 12 leaf years or older and have four or more years of actual yields in the APH database, the variability index and corresponding variability adjustment factor will be used to adjust the APH for alternate bearing effects to obtain the approved yield. See Exh. [18J](#) for examples and Exh. [15V\(1\)](#) for applicable Yield Indicators.

**Step 1:** Calculate the average yield from the APH database. Use the most recent, largest even number of yields if there are fewer than 10 years of yields. Also note, the RO may remove the uninsurable years from the APH database by either RO Determined Yield or UG.

- (a) If the APH database has 10 yields, use all 10 years.
- (b) If the APH database has 9 or 8 yields, use the most recent 8 years.
- (c) If the APH database has 7 or 6 yields, use the most recent 6 years.
- (d) If the APH database has 5 or 4 yields, use the most recent 4 years.



**H. High Variability Adjustments for Pistachios (Continued)**

- Step 2:** Average the two (2) years prior to the most recent crop year.
- Step 3:** Calculate the variability index by dividing the most recent year's annual yield by the average calculated in Step 2; multiply by 100; round to nearest whole number. The variability index may vary per the SP.
- (a) If the variability index is less than 100, the most recent year was an "off" year.
  - (b) If the variability index is greater than or equal to 100 the most recent year was an "on" year.
- Step 4:** Determine the variability adjustment factor:
- (a) If the variability index is less than or equal to 40, the variability adjustment factor is 1.60.
  - (b) If the variability index is greater than 40 but less than or equal to 160, the variability factor will equal (200 minus the variability index) divided by 100.
  - (c) If the variability index is greater than 160, the variability adjustment factor is 0.40.
- Step 5:** Calculate the approved yield by multiplying the average yield calculated in Step 1 by the variability adjustment factor determined in step 4.
- (a) If the variability index is less than or equal to 40, the approved APH is calculated by multiplying 1.60 by the average yield.
  - (b) If the variability index is greater than 40 but less than or equal to 160, the approved APH is calculated by multiplying the variability adjustment factor by the average yield.
  - (c) If the variability index is greater than 160, the approved APH is calculated by multiplying 0.40 by the average yield.
- Step 6:** Enter the approved yield from Step 5 into the APH database as appropriate. The resulting approved yield cannot be greater than the highest actual yield in the database or lower than the lowest actual yield in the database.

Alternate bearing adjustments will be determined, and documentation maintained by AIPs. The validation of the variability index and variability adjustment factors are not reviewable by RO Determined Yield.

## 1864 Approved Yield

---

AIPs are required to calculate, approve, and verify APH yields for all Category C APH crops.

The approved yield may be different from the simple average due to one or more of the following reasons.

- (1) RO Determined Yield. See [Part 18, Sec.8](#).
- (2) Yield Substitutions (YA) are applied. See [Part 16, Sec. 1](#).
- (3) Yield Exclusions (YE). See [Part 16, Sec. 2](#).
- (4) Cups (YC). See [Part 16, Sec. 4](#).
- (5) Yield Reductions. See [Part 16, Sec. 5](#).
- (6) AIP Adjustments by formula contained in this Section or RO UG.
- (7) Quality Loss Option (QL). See [Part 16, Sec. 3](#).

## 1865 Establishing APH Databases for Grafted Apples in the States of Idaho, Oregon and Washington

---

Post-grafted acres must meet CP insurability requirements prior to insurability. If the acres are also transitioning to organic, apply the grafted apple procedures below prior to applying the procedures in Para. [1855](#).

- (1) AIP must establish a new APH database for any grafted acreage and grafted production records have been kept separate, using three or less “F” yield descriptors and at least one actual yield. The actual yield is required to ensure that production minimums, according to the policy provisions, have been met following grafting. The “F” yield descriptor is determined by using the applicable T-Yield multiplied by the percentage in the following chart for the appropriate acreage density and year(s) after the acreage was grafted:

Density (trees/acre)	1st year after grafting	2nd year after grafting	3rd year after grafting	4th year after grafting	5th year after grafting
0-299	0 %	30 %	60 %	90 %	100 %
300 & greater	10 %	50 %	70 %	100 %	100 %

**Note:** If the insured has less than 4 years of actual yields for the crop/county, then the variable T-Yield percentage is also applied to the grafted acreage T-Yield.

The applicable T-Yield is determined by using the T-Yield obtained from the **AD** for the LEAF YEAR and SET OUT YEAR of the initial planting. If the scion is of a different insurable type, use the applicable T-Yield for the scion's type for the LEAF YEAR AND SET OUT YEAR of the initial planting.

In subsequent crop years, AIPs will continue to use this table to update the value used in the APH database (identified by the "F" yield descriptor) until the APH database contains a minimum four years of actual yields.

While "F" yield descriptors are used in the APH database, weighted average T-Yields do not apply.

When YA and/or YE are elected by the insured, they only apply to any actual yields and must use the grafted date to determine the applicable T-Yield. AIPs must submit to PASS the applicable T-Yield for YA using the grafted age/density.

Exh. [18I](#) provides APH database examples for this procedure.

When the "F" yields are replaced with at least 4 years of actual yields in subsequent crop years for the grafted acreage, these procedures no longer apply.

**Note:** The APH database submission to PASS must contain BOTH the year and month for grafting and the original set out for the trees. The APH database established prior to grafting is not submitted to PASS it is only maintained at the AIP level. APH databases with adjusted T-Yields for grafted acreage must be submitted to PASS with Yield Descriptor F until all F Yield Descriptors are rolled out, in subsequent crop years, and replaced with four years of actual yields.

- (2) If the insured fails to keep production records for the grafted acres separate from un-grafted acreage, the APH database is developed using standard procedures (i.e., total production divided by total acres) and the year of grafting is used in determining the average set out year.

---

## 1866 Native Sod Acreage

### A. General Information

An APH database is required to be maintained separately for any native sod acreage and will contain the actual yields reported by the insured on the production report until the four crop years of insurance within the first 10 years after initial tillage requirement is met. Even though the actual yields from the production reports are maintained in the APH database, these yields are not used to determine the approved yield and yield substitution does not apply until four crop years of insurance have been completed. The approved yield and rate yield will be equal to 65 percent of the **applicable** T-Yield.

**A. General Information (Continued)**

- (1) See GSH Part 4 for additional information regarding native sod acreage. The first four crop years of insurance refers to native sod acreage tilled during the 2018 Farm Bill (December 21, 2018, and later).
- (2) Total cumulative native sod acreage of 5 acres or less in the county is identified as de minimis native sod acreage. De minimis native sod acreage must still be identified with the native sod acreage types and the appropriate program indicator code.
- (3) If native sod acreage is required to be maintained in a separate APH database and the native sod production is commingled with other production, assigned yield provisions apply.

**Example:** If a producer has 104 acres in a unit and 4 of those acres are de minimis native sod acreage, policy and procedure allows this acreage to be combined into the same database, thus allowing commingled production (the native sod acreage is de minimis). If later the cumulative native sod acreage for this producer in the county exceeds 5 acres, and this occurs prior to the original 4 acres having been insured for four crop years, the 4 acres must then be separated out into its own database until four crop years of insurance are complete.

If the native sod acreage was separated the year the native sod acreage exceeded 5 acres, assigned yields would not apply because policy and procedure allowed the commingling of production within the same database while the native sod acreage was under the de minimis provisions. When the native sod acreage is separated into its own database, the production would be prorated.

**B. Establishing APH Databases for Native Sod Acreage**

- (1) Within a unit, native sod acreage that was initially tilled and insured in a given crop year will have its own separate APH database(s).
  - (a) The approved yield and rate yield are equal to 65 percent of the applicable T-Yield. The yield limitation flag of “4” must be submitted for native sod APH databases.
  - (b) Use program indicator “NS” to identify native sod APH databases until the acreage no longer qualifies as native sod.
  - (c) YA and QL do not apply.
- (2) Establish native sod acreage APH databases for the initial year that native sod acreage is tilled, or insured, by using 65 percent of the applicable T-Yield.

**C. Subsequent Years**

- (1) After a native sod APH database is established, that APH database must remain separate for the first four crop years of insurance after the native sod acreage was initially tilled. See Para. [1505E](#) for APH database exception codes. After the native sod acreage has been insured for four crop years, the separate APH databases for those native sod acres may be combined with other APH databases or continue to remain separate, as allowed by APH database procedures.
- (2) Native sod APH databases must be combined with an existing APH database after the acreage has been separated for the first four crop years of insurance, in accordance with [Part 15, Section 2](#), unless it meets the requirements for a separate APH database contained in Para. [1505](#).
- (3) If the insured qualifies as a new producer, the combined APH databases will qualify for new producer T-Yields. If the native sod APH database established for four crop years of insurance qualifies as a separate APH database beginning with the fifth crop year of insurance, new producer T-Yields may also apply.

**1867 Almond Post Harvest Irrigation APH Adjustment**

If the insured did not post-harvest irrigate the same amount of water used to establish the yield in the APH database and applied their normal allocation during the remainder of the growing season, then the AIP must use the following table to determine the approved yield. Exh. [18K](#) provides a calculation example for this procedure.

Percent of Post-Harvest (PH) Irrigation	Percent of Average APH Yield
0.00 to 0.09	0.50
0.10 to 0.19	0.55
0.20 to 0.29	0.60
0.30 to 0.39	0.65
0.40 to 0.49	0.70
0.50 to 0.59	0.75
0.60 to 0.69	0.80
0.70 to 0.79	0.85
0.80 to 0.89	0.90
0.90 to 1.00	1.00

**1868-1870 (Reserved)**

## Section 7: Yield Information

### 1871 Yield Indicators

---

Yield Indicators and Special Yield Indicators are used to identify the APH database approved yield.

### 1872 Yield Adjustments

---

If the RO **Determined** Yield contains substitutions applied by the RO or AIP approved yield with adjustment for percent stand according to procedures, AIPs must transmit the applicable special case yield indicator and yield limitation flag to RMA, see Exh. [22](#) and Appendix III for instructions regarding data transmission.

### 1873 Floors

---

Yield floors are not authorized.

### 1874 Cups

---

Cups may be authorized, when YC elected by the SCD. The cup prevents the approved yield from decreasing by more than 10 percent compared to the prior year's approved yield. See [Part 16 Sec. 4](#).

### 1875-1880 (Reserved)

---

### 1881 Situations for a RO Determined Yield Request

---

A RO Determined Yield may be requested for the following situations.

See [Part 22](#) and Exh. [22](#) for more information on RO Determined Yields.

#### A. Higher Yield Requests

A greater than average APH yield is requested with reasonable cause by the insured. The request must be in writing and signed by the insured. Reasonable cause situations may include, acreage becoming insurable; production changes in farming, management, or cultural practices; increased yield due to removal of older blocks(s) or portions of block(s); or a recently purchased orchard from another grower.

Use special case indicator “H” for APH databases identified by this procedure.

#### B. Productivity is Reduced

PAW triggers for reduced production, see Para. [1834](#). Identify the RO Determined Yield for APH databases identified as meeting this procedure (e.g., damage) with the special case yield indicator “R.”

#### C. Change in Practice or Production Methods

PAW triggers for change in practice or production methods, see Para. 1834. Use special case yield indicators for APH databases identified by this procedure.

N: Non-conventional Farming Practice

NS: Non-conventional/Sustainable Practice

P: Category C & Pecan Revenue

PM: Category C & Pecan Revenue

#### D. Irrigation Supply is Not Adequate

PAW triggers for irrigation supply, see Para. 1834. Identify APH databases meeting this procedure with special case yield indicator “I.”

**E. Unusual Cases**

Unusual cases submitted to the RO must mark the “other” box on the RO Determined Yield Request form. Unusual cases include:

- (1) Requests to use records prior to a break in continuity of records (see Para. [1327B](#));
- (2) Requests for perennial crop acreage that have an insufficient stand if expressly allowed by the CPs, see WAH Para. 76G;
- (3) Request for additional yield adjustment or insurability determination where uninsurable acreage has been commingled to meet insurability requirements;
- (4) Change in practice where prior history for the practice is not available to meet insurability requirements (e.g., blueberries from non-irrigated to irrigated);
- (5) Florida avocados only: when production reports are not provided, assigned yields do not apply and requests must be submitted to the RO; or
- (6) Other situations authorized by RMA in policy or procedure.

Use special case indicator “PB” for APH databases identified by any of these unusual cases described above.

**F. High Variability Yield Adjustment**

A RO Determined Yield request can be submitted to the RO if an insured can show that high variability yield adjustments for alternate bearing or downward trending are not appropriate.

**Exception:** The validation of the variability index and variability adjustment factors are not reviewable for pistachios. However, a RO Determined Yield may be requested if an indemnified loss has occurred in at least one of the three previous crop years.

A RO Determined Yield is required for Peach (crop code 0034) APH database(s) that meet the high variability testing requirements and at least, or greater than, 50 percent of the trees in the APH database are 11 years of age or older when the PAIR identifies situations that may affect the crop’s production potential.

Use special case indicator “AF, DF, D, or F” (as directed in Exh. [22](#)) for APH databases identified by this procedure.

**G. Underage Crop**

Use special case indicator “UC” for APH databases where the crop is younger than the age requirement provided in the policy or special provision statement(s).



## **1881 Situations for a RO Determined Yield Request (Continued)**

---

### **H. Minimum Production Requirement**

Use special case indicator “M” for APH databases that do not meet the required production minimums (e.g., Stonefruit that has not produced at least 200 lugs of fresh market production in at least one of the four most recent APH crop years), specified in the policy or special provision statement(s).

## **1882 Verifier Responsibilities**

---

AIPs must notify each affected insured of the approved yield(s) no later than 25 calendar days after issuance of the approved yield by the RO. AIPs must document the date the insured was notified of the approved yield to verify timely notification of approved yields.

## **1883-1900 (Reserved)**

---

## PART 19: ADDITIONAL PROVISIONS BY CROP

### Section 1: Category B Crops

#### 1901 General Information

---

The following procedures provide additional information and exceptions for determining insurability, determining production for APH purposes, acceptable supporting documentation, and special procedures for specific crops/P/T. For crops with quality adjustment provisions, refer to LAM and applicable LASHs when determining production for APH purposes. Production for APH purposes is reported with applicable adjustments according to Para. [1403B](#).

#### 1902 Cabbage (Fresh Market and Processing)

---

##### A. Insurability Requirements

- (1) The insured must provide a copy of all processor contracts to the AIP on or before the ARD for processing cabbage.
- (2) See the applicable SP statement that limits liability if the insured plants more than 125 percent of the highest acreage planted in any one of the most recent three crop years. This limitation will not apply to an acreage increase of five or less acres or to any acreage of processing cabbage under contract.
- (3) Insureds are responsible for providing written documentation of acreage data to the agent/AIP representative. Use this acreage data to calculate the yield conversion factor, which is in the SP, to determine the production guarantee. The documentation must be submitted at the time of application for new insureds, or by the SCD for carryover insureds, and must include one of the following:
  - (a) copies of cabbage acreage reports previously recorded for crop insurance purposes;
  - (b) copies of acreage reports previously recorded at FSA (such as a Form FSA-578);  
or
  - (c) letters on official letterhead signed and dated by the CES Office's Extension Agent for each county where cabbage was grown. The letter must contain the insured's name, address, county name where the cabbage was grown, and acreage of cabbage grown by crop year. Examples of acceptable documentation of acreage evidence for these letters include planting/transplanting records (such as seed or transplant receipts, fertilizer, and pesticide receipts).

**A. Insurability Requirements (Continued)**

- (4) The AIP must notify the insured of any reduction in the production guarantee no later than 30 calendar days after the ARD. The AIP's calculations of the yield conversion factor must be in writing and dated. The AIP must place copies of the prior years' acreage and the calculation of the yield conversion factor documentation in the insured's official file. The AIP must enter the appropriate yield conversion factor on the acreage report in the "Remarks" section (to three decimal places). If the yield conversion factor is 1.000 or above, use 1.000 in the calculation of the approved production guarantee and report 1.000 as the yield conversion factor on the acreage report.

**B. Determining APH Production**

- (1) BUs may be further divided by planting period. OUs may be established by type when separate types are provided in the SP. Convert prior APHs to the applicable unit structure.
- (2) In addition to the New Producer requirements in [Part 17 Sec. 3](#), the applicable New Producer statement in the SP will apply.

**C. Acceptable Production Evidence**

- (1) Sold or delivered production at the time of harvest must include cabbage sold for fresh market and/or processing cabbage.
  - (a) Fresh Market Cabbage acceptable production evidence must include settlement sheets that show the pack-out weight (weight of packed cabbage for which the insured is paid).
  - (b) Processing Cabbage acceptable production evidence must include settlement sheets that show the weight for which the insured is paid.
- (2) Acceptable production evidence for cabbage when farm management records are used to support production reports must be substantiated by records from a marketing outlet, processor, packer, first handler, etc. Third party verification of farm management records may be required by the AIP and/or RMA. Convert boxes, bags, cartons, tons, or other measures of production to hundredweight (one hundred pounds avoirdupois).

**Example 1:** Settlement sheet shows 100 boxes, bags, cartons, or crates at 50 pounds:  
 $100 \times 50 \text{ lbs.} = 5,000 \text{ lbs.} \div 100 = 50 \text{ cwt.}$

**Example 2:** Settlement sheet shows 15.8 tons:  $15.8 \times 2,000 \text{ lbs.} = 31,600 \text{ lbs.} \div 100 = 316 \text{ cwt.}$

**C. Acceptable Production Evidence (Continued)**

- (3) Farm stored production records are required to show the gross weight of stored cabbage if an inspection is not made prior to cabbage being placed in storage. Provide a copy of the weight slips and production measurements. See LAM for acceptable records/weight tickets.
- (4) For direct-marketed production as provided by the SP, follow acceptable production evidence guidelines in Para. [1417](#).
- (5) For unharvested acreage of Processing Cabbage, follow the procedure for processing beans in Para. [1919](#).

1903 Coarse Grains: Corn, Soybeans, and Grain Sorghum

---

**A. Insurability Requirements**

- (1) For corn, the following corn varieties are insurable under the coarse grains policy using rates published in the [AD](#): white, yellow, or mixed yellow/white corn, including waxy and high-lysine corn, predominate mixtures of high yielding yellow dent female plants with high-oil pollinators (at least 90 percent female and 10 percent male pollinators), and commercial varieties of high-protein hybrids. Separate APH databases by variety are not required.

All insurable acreage will be insured as the type or types reported by the insured on or before the ARD, as allowed by type(s) offered in the county [AD](#). A pre-harvest appraisal is required for any acreage insured as grain or silage that will be harvested as earlage or snaplage. There are no conversion factors for tons of earlage or snaplage to bushels of grain or tons of silage. The APH database used will be that of the appraised type reported. Earlage or snaplage production is not included in the APH database since there is no conversion factor to convert to grain or silage. Prior earlage or snaplage production history cannot be used in the APH database.

WAs are required, available only for additional coverage policies, to insure all other special purpose corn including: high-amylose, high-oil or high-protein varieties not meeting the above requirements, flint, flour, Indian, blue, varieties genetically adapted for wildlife purposes, and other open pollinated corn (unless provided otherwise on [AD](#)).

- (2) For grain sorghum, the crop insured will be all of the grain sorghum in the county that is:
  - (a) planted for harvest as grain;
  - (b) a combine-type hybrid grain sorghum (grown from hybrid seed); and
  - (c) not a dual-purpose type of grain sorghum (a type used for both grain and forage). WAs are required, available only for additional coverage policies, to insure dual-purpose types of grain sorghum.

**A. Insurability Requirements (Continued)**

- (3) For Silage Sorghum, the unit of measure is tons. Separate silage sorghum production reports are required for practices specified in the AD.
- (4) For soybeans, the crop insured will be all of the soybeans in the county that are planted for harvest as beans. If provided on the SP, specialty type soybeans may be insured based on a contract price. The insured must provide a copy of the specialty type soybean contract to the AIP by the ARD.

**B. Determining APH Production**

- (1) For corn APH purposes, harvested production will be determined in bushels for acreage harvested as grain and in tons (to the nearest tenth) for acreage harvested as silage; however, the harvested production may require conversion to the type that is insured.

Harvested corn production with acceptable records may be converted from tons to bushels and vice versa using the bushels/tonnage conversion factor when necessary to provide records that are consistent with the type insured. To convert bushels to tons, multiply bushels times .15 and round to the nearest one-tenth ton (for example, 5,000 bushels  $\times$  .15 = 750.0 tons). To convert tons to bushels, divide tons by .15 and round to the nearest whole bushel (for example, 750 tons  $\div$  .15 = 5,000 bushels).

The appraisal instructions that follow in (2), (3), and (4) are for APH purposes only. If an appraisal is required to document the production to count for a claim for indemnity, including losses due solely to a revenue component, AIP must follow the appraisal instructions contained in the Corn LASH.

Insureds must obtain appraisals from their AIP or another qualified person by APH database for APH record purposes when insured acreage:

- (a) will be harvested and the insured will not be able to maintain/provide acceptable records of the production, such as high moisture grain chopped for silage or forage production stored in an airtight structure;
- (b) of corn in a grain-only or silage-only county will be harvested as either grain or silage and less than 50 percent of the acreage will be harvested as the type insured (such as grain in grain-only counties) and acceptable records will not be maintained for the harvested production of the other type (such as silage in a grain-only county); or

**Example:** 100 acres of corn are reported in a grain-only county for an APH database. The insured will harvest 40 acres as grain, maintain/provide the grain records, and harvest 60 acres as silage.

**B. Determining APH Production (Continued)**

However, if the insured will not be able to maintain/provide acceptable silage production records, an appraisal is required for APH purposes for the acreage that will be harvested as silage. Otherwise, the insured will not have acceptable records for the APH database and assigned yields will apply see (2) and (3) for APH instructions.

- (i) If 50 percent or more of the acreage is harvested as the type insured (grain in grain only counties or silage in silage only counties) and acceptable production records are maintained/provided for the insured type, then an appraisal is not required for APH purposes for the acreage harvested as the other type (such as silage in a grain-only county).

Enter the harvested actual average yield for the type insured (grain in a grain-only county) in the APH database and use to calculate the APH yield.

- (ii) Exception to the 50 percent rule. If the harvested production for the type for which records will be maintained (such as grain/IRR) is for a different practice than the acreage for which acceptable records will not be maintained/provided (such as silage/NIRR), then an appraisal is required for the acreage for which acceptable records will not be maintained.

**Example:** The unit contains 130 acres of IRR acreage and 28 acres of NIRR acreage and is insured in a grain-only county. The insured will maintain/provide records for grain harvested from the IRR acreage.

However, the 28 acres of NIRR corn will be harvested as silage. To have acceptable records for the unit, the insured will have to either maintain/provide acceptable records for the NIRR acreage or have the acreage appraised and use the appraisal for the NIRR practice.

- (c) of corn in grain and silage counties and acreage will be harvested as either grain or silage and acceptable records will not be maintained/provided for the type(s) insured (grain and/or silage).
- (2) For corn, grain-only counties are counties for which the **AD** only provide a grain type. Unless a valid WA authorized by the RMA RO provides silage coverage, insure and report all insurable corn acreage as grain on the acreage report. A variety of corn adapted for silage use only is not insurable as grain. Do not use the acres and production from such acreage for APH purposes unless such silage production is commingled with production from insurable acreage harvested as silage.

**B. Determining APH Production (Continued)**

- (a) Approved yields/APH appraisals are on a bushel (grain) basis. Use provided acceptable production reports on a grain or silage basis for APH yield calculation purposes. Convert silage production (tons) to bushels of grain.
  - (b) Appraisals which indicate potential production in bushels are required for APH purposes when less than 50 percent of the acreage on the APH database will be harvested as grain and acceptable records will not be maintained/provided for the acreage harvested as silage; or, if at least 50 percent of the acreage will be harvested as grain and acceptable records will not be maintained/provided for the acreage harvested as grain. See B(1)(b)(ii) for additional instructions.
  - (c) If an indemnity is claimed, the production (except for uninsured cause of loss appraisals) from the claim (in bushels) must also be used for APH.
  - (d) When at least 50 percent of the acreage is harvested as grain and acceptable production reports are provided for the acreage harvested as grain, if acceptable records were not maintained/provided for the acreage harvested as silage, use the harvested grain actual yield and acreage to calculate the APH database approved yield. See B(1)(b)(ii) for exceptions to the 50 percent rule.
  - (e) If a WA provides silage coverage and all acreage is insured as silage, see B(3)(a) and (b). If some of the acreage is insured as grain and some is insured as silage, see B(4)(c) below.
- (3) For corn, silage-only counties are counties, for which the **AD** only provide a silage type. Unless a valid WA authorized by the RMA RO provides grain coverage, insure and report all insurable corn acreage as silage on the acreage report.
- (a) Approved yields and APH potential production appraisals are on a tonnage basis. Use provided acceptable production reports on a grain or silage basis for APH yield calculation purposes. Convert grain production to tons.
  - (b) Appraisals which indicate potential production in tons are required for APH purposes when less than 50 percent of acreage on the APH database will be harvested as silage and acceptable records will not be maintained/provided for the acreage harvested as grain; or, at least 50 percent of the acreage will be harvested as silage and acceptable records will not be maintained/provided for the acreage harvested as silage. See B(1)(i) for instructions.
  - (c) If an indemnity is to be claimed and the acreage will be harvested as grain, the SP requires tonnage appraisals. Use the production from the claim (except for uninsured cause of loss appraisals) for APH.

**B. Determining APH Production (Continued)**

- (d) When at least 50 percent of the acreage is harvested as silage and acceptable production reports are provided for the acreage harvested as silage, and if acceptable records were not maintained/provided for the acreage harvested as grain, use the harvested silage actual yield and acreage to calculate the APH database approved yield. See B(1)(b)(ii) for exceptions to the 50 percent rule.
  - (e) If a WA provides grain coverage and all acreage is insured as grain, see B(2)(a) and (b) above. If some of the acreage is to be insured as grain and some as silage, see B(4)(c) below.
- (4) For corn, grain and silage counties are counties for which the AD provide both grain and silage types. Both types are insurable. Insureds must report insurable acreage by unit and by type (grain or silage) according to the intended method of harvest; however, a variety of corn adapted for use as silage only is not insurable as grain and must be insured as silage.
- (a) If all insurable acreage is insured as grain, see B(2)(a) and (b) above for approved yield and APH appraisal instructions.
  - (b) If all insurable acreage is insured as silage, see B(3)(a) and (b) above for approved yield and APH appraisal instructions. See B(1)(b)(i) which is applicable in counties for which the SP requires tonnage appraisals for claim purposes if NIRR acreage insured as silage is to be harvested as grain.
  - (c) Establish a separate APH database for grain and for silage when some of the acreage on the unit will be insured as grain and some will be insured as silage.

For each crop year that separate acceptable production records are available for grain and/or for silage, use the grain actual yields to calculate the approved yield for grain and the silage actual yields to calculate the approved yield for silage (by unit and IRR and NIRR practices).

For a crop year with only one type of production (silage or grain), complete the other type's APH database using zero planted acreage procedures. The production for the type harvested is not converted and entered in the other type's APH database.

- (i) An appraisal is required if acceptable production records of either type will not be maintained.
- (ii) In counties for which the AD contains premium rates for NIRR silage but does not provide premium rates for NIRR grain unless a WA has been approved to insure such acreage as grain, all insurable NIRR acreage will be insured as NIRR silage. If a loss is to be claimed on acreage insured as NIRR silage which will be harvested as grain, such acreage must be appraised in tons (as silage).



**B. Determining APH Production (Continued)**

- (iii) For carryover insureds with established APH databases:
  - (A) if the type for which the APH databases were established, on a unit basis, is the same type as insured for the current crop year, update the APH database with the most recent APH crop year's production history using applicable procedures. It is not necessary to make adjustments/conversions to prior production history.
  - (B) if a different or additional type (applicable in grain and silage counties), on a unit basis, is insured for the current crop year than the type for which the APH database was established:
    - 1 if the entire unit is insured as grain for the current crop year, and the previous year's APH database was established on a silage basis, convert any actual and/or assigned yields to bushels and establish an APH database for grain; or
    - 2 if the entire unit is insured as silage for the current crop year, and the previous year's APH database was established on a grain basis, convert any actual and/or assigned yields to tons and establish an APH database for silage.
  - (C) if both grain and silage is insured on the same unit, and the previous production history indicates type, use the grain actual yield(s) to calculate the approved yield for grain and the silage actual yield(s) for silage. If records are for one type, convert any actual and/or assigned yields to the other type and establish an APH database for the other type.
- (5) For grain sorghum, separate production reports and APH databases are required for practices specified in the **AD** and skip-row planting patterns when applicable.
- (6) For skip-row corn and grain sorghum, see [Part 11 Section 3](#) for special production reporting instructions for skip row planted crops.

**C. Additional Unit Structure Options for Grain Sorghum and Soybeans**

- (1) EUs may be elected by FAC and/or NFAC cropping practice if allowed in the AD. If the insured elects EUs by FAC and/or NFAC cropping practice, the insured may not elect EU or OUs by **any other practice or type**. See [Part 10 Section 3](#) for information on EU by cropping practice.
- (2) If allowed in CP and **AD**, separate OUs are available by FAC and NFAC cropping practices within a single section, section equivalent, FSA FN, WUA, or UDO, if all the requirements in Para. [1014](#) are met. Beginning with the 2020 crop year, separate OUs by FAC and NFAC cropping practices are available for soybeans and grain sorghum. OUs by FAC and NFAC cropping practices cannot be further divided by IRR and NI practices or by organic farming practices.

**1904 Cotton and ELS Cotton**

---

**A. Production Lost to Fire Before Being Ginned**

If a claim for indemnity was not filed, harvested production in modules that was lost due to fire before it was ginned (such as modules burned in the field or after delivery to the gin) may be reported for APH purposes if the insured certifies the production and gin/fire insurance records/other measurements and the lost production can be accurately documented.

- (1) Gin/fire insurance records indicating the net pounds of production lost (by unit), may be used as production evidence to document the production and number of modules lost.
- (2) If the modules were burned prior to weighing or tagging and the gin/fire insurance records are not applicable, module measurements taken prior to the destruction of the modules may be used. The size and number of modules lost must be documented in a manner that is acceptable to the AIP.

Specifications provided by the insured of the module maker(s) used to make the modules that were lost may be used to verify the size of modules reported. If module or trailer measurements are used to document such production, the net pounds of cotton production must be determined according to the instructions contained in the Cotton LASH.

**B. Establish or Update an APH Yield**

Separate production reports are required to establish or update an APH yield for cotton and ELS cotton.

**C. Skip-Row Cotton**

Convert cotton planted in a skip-row pattern to a solid planted basis to provide an APH yield to use for solid planted or any skip-row pattern the insured may carry out. See Para. [1144](#) for production reporting and conversion instructions for NIRR skip-row cotton or ELS cotton.

## 1905 Cultivated Wild Rice

---

### A. Insurability Requirements

Cultivated wild rice is insured only under a flood irrigated practice.

### B. Determining APH Production

- (1) Adjust mature green cultivated wild rice by percent recovery from green weight to finished weight.
  - (a) Convert green weight production to finished weight by multiplying it by the percent recovery determined by an independent laboratory.
  - (b) In the absence of percent recovery determined by an independent laboratory, use the percent recovery published in the SP.
- (2) Count harvested production for seed as production for APH yield purposes. Adjust production as described in B(1). Cold storage records or scale receipts showing the number of pounds of seed is acceptable. In converting volume measurements to pounds of seed use a factor of 20.0 for Minnesota and 23.2 for California.

### C. Acceptable Supporting Documentation

To be acceptable, settlement, ledger, and assembly sheets must show green weight production in pounds and percent recovery. Storage records must show pounds or, if stored in bins, number of bins and pounds per bin.

## 1906 Dry Beans

---

### A. Insurability Requirements

- (1) A dry bean insured must insure all insurable dry bean types and contract seed beans in the county.
- (2) One level of coverage applies to all types of dry beans and contract seed beans on a policy/county.
- (3) Price elections for dry beans may vary by type when the AD provides different price elections by type. For contract seed beans, the insured may select one price election ranging from 60 percent through 100 percent of the contract price.
- (4) "Type" is synonymous with "class" as used in the U.S. Standards for Beans; however, there may be more than one variety within a class. Refer to the AD to determine insurable types.
- (5) For contract seed beans (includes Bush varieties for garden seed), a copy of the seed company contract must be on file to show the contract price for each variety grown for the current crop year.

**B. Unit Structure for Dry Beans and Contract Seed Beans**

- (1) In addition to the definition of BU in section 1 of the BP, all acreage of contract seed beans qualifies as a separate BU. For production-based seed bean processor contracts, the BU will consist of all the acreage needed to produce the amount of production under contract, based on the actual production history of the acreage. For acreage-based seed bean processor contracts, the BU will consist of all acreage specified in the contract.

Acreage planted to dry beans and contract seed beans are separate BUs. For dry beans and contract seed beans, a BU is all insurable acreage of dry beans or contract seed beans in the county in which the insured has:

- (a) 100 percent share; or
  - (b) is owned by one person and operated by another specific person on a share basis.
- (2) BUs may be divided into OUs for additional coverage level policies by:
- (a) type shown on the AD;
  - (b) section, section equivalent, or FSA FN;
  - (c) IRR and NIRR practices; or
  - (d) WUA.
- (3) In addition to, or instead of, the requirements of establishing separate OUs in [Part 10 Section 2](#), separate OUs may be established for each dry bean type (designated in AD and including any type insured by WA). OUs are not available for contract seed beans grown under a seed bean processor contract that specifies only an amount of production.
- (4) EUs may be elected by type if allowed in the AD. If the insured elects EUs by type, the insured may not elect EU or OUs by [any other practice or type](#).
- (5) Contract seed beans may qualify for a separate EU or OU only if the seed bean processor contract specifies the number of acres under contract and contract seed beans are listed as a separate type in the AD. Contract seed beans produced under a seed bean processor contract that specifies only an amount of production are not eligible for a separate EU or OU.

Refer to the examples in Exh. [10D](#) and [Part 10, Sections 1](#) and 2 for additional BU/OU unit determination instructions. See [Part 10 Section 3](#) for information on EU by type.

**C. Determining APH Production**

Production reports must be filed timely for all types of insurable dry and contract seed beans.

- (1) Separate yields are required to establish or update an approved yield for the following:
  - (a) insurable dry bean types indicated on the AD for the current crop year;
  - (b) TMA;
  - (c) units; and
  - (d) IRR and NIRR insurable practices.
- (2) All insureds are required to file production reports separately for each insurable type that was grown by unit.

It is not necessary to create an APH database and calculate an approved yield for all possible insurable types. However, if a new insurable type is grown which an approved yield has not been calculated, see Para. [1781](#), then the applicable T-Yield(s) for an added type will apply.

- (3) For contract seed beans:
  - (a) separate APH databases and approved yields are required for contract seed types of dry beans, units, different TMAs, and different RYAF areas. The RMA RO furnishes separate RYAF annually. These factors are specific for the contract seed types of dry beans by area and crop year. Annual factors and accompanying memo containing information and directions are mailed to AIP underwriting offices and are also posted on the Spokane RO's website at [www.rma.usda.gov/RMALocal/Field-Offices/Regional-Offices/Spokane-Washington--Regional-Office-Page](http://www.rma.usda.gov/RMALocal/Field-Offices/Regional-Offices/Spokane-Washington--Regional-Office-Page).
  - (b) refer to Exh. [17](#), which includes instructions and examples for converting the APH unit of measure (dollars) into the CP unit of measure (pounds); and
  - (c) production to count for actual yields will be determined by final settlement sheets specifying pounds of merchantable clean seed, any cull or mill tare poundage, and the price paid or value of the respective production. Refer to the LAM or Crop LASH for more information.

**D. Acceptable Supporting Documentation**

- (1) For contract seed beans, acceptable production evidence is final settlement sheets specifying pounds of merchantable clean seed, any cull or mill tare poundage, and the price paid or value of the respective production.
- (2) For dry edible beans, acceptable production evidence is settlement, ledger, and assembly sheets that show gross production of dry beans in pounds.

1907 Dry Peas

---

**A. Insurability Requirements**

- (1) For contract seed peas, a copy of the seed company contract must be on file to show the contract price for each variety grown for the current crop year.
- (2) Levels of coverage for dry peas may vary by type. However, if CAT coverage is elected for any dry pea type, CAT coverage will apply to all types of dry peas on a policy/county.
- (3) Price elections for dry peas may vary by type when the AD provides different price elections by type. The price elections for each type are not required to have the same percentage relationship to the maximum price for each type. For example, the insured may choose 100 percent of the maximum price election for one type and 75 percent of the maximum price election for another type.
- (4) For winter pea types in counties for which there is only a spring type, a replanting payment is not applicable. When requested on or before the spring SCD and agreed to by the AIP, insurance attaches to fall-planted acreage that had an adequate stand to produce a normal crop on the earlier of the spring FPD or the date the AIP agreed to accept coverage for the crop. The fall-planted dry pea crop will be insured as a spring-planted type.

**B. Unit Structure for Dry Peas and Contract Seed Peas**

- (1) EUs may be elected by type if allowed in the AD. If the insured elects EUs by type, the insured may not elect EU or OUs by any other practice or type. See [Part 10 Section 3](#) for information on EU by type.
- (2) In addition to, or instead of, the requirements of establishing separate OUs in [Part 10 Section 2](#), separate OUs may be established for each dry pea type (designated in AD and including any type insured by WA).
- (3) Contract seed peas and dry pea types not grown under a processor/seed company contract may qualify for separate OUs, even if they share a common variety, provided each dry pea type is grown on separate acreage and the production is kept separate.

**C. Determining APH Production**

- (1) For contract seed peas, refer to Exh. [17](#), which includes instructions and examples for converting the APH unit of measure (dollars) into the CP unit of measure (pounds).
- (2) For Smooth Green and Yellow, Lentil, and Chickpeas, determine dockage by the applicable loss adjustment methods in effect. Refer to the SPs.
- (3) For Austrian Winter Peas, determine dockage by the applicable loss adjustment methods in effect. Refer to the SPs.
- (4) For non-contract seed pea types, in addition to foreign material and thresher run dockage, exclude other damage and defects caused by insurable perils from the gross production, according to the SP. Refer to the SPs.
- (5) Dry Pea WCO is available in counties that have both fall and spring types and the **AD** provides a premium rate for this coverage. If the WCO is not selected and winter pea types are damaged after the FPD to the extent that producers in the area would not normally further care for it, the acreage must be seeded to an appropriate winter pea type in order for insurance to continue. If it is not practical to replant to a fall-planted type of dry peas but it is practical to replant to a spring-planted type, the insured must replant to a spring-planted type to keep their insurance coverage based on the fall-planted type in force. The production from such acreage will count for the winter pea type.
  - (a) If the WCO is elected, an appraisal reflecting the crop's potential production is required to determine production for APH purposes prior to destroying winter pea types or putting it to another use. Use the acres and the appraised potential production to calculate the winter pea type APH yield. See Exh. [9](#) for a flow chart outlining acres and production used for APH when the WCO has been selected.
  - (b) Under the WCO, once an appraisal is made and the winter pea type acreage is released, the insured may destroy the winter pea type and plant the acreage to:
    - (i) another crop; or
    - (ii) the appropriate spring pea type, and:
      - (A) insure the spring pea type(s) as separate OU(s). In this case, use the lower of the appraised potential production or winter pea type approved yield for the winter pea APH. Use the acres and production from the spring pea type for the spring type APH, unless the production is commingled with winter pea production (if the production is commingled see C below;

**C. Determining APH Production (Continued)**

- (B) not insure the spring pea type. In this case, use the lower of the appraised potential production or winter pea type approved yield for the winter pea APH. The spring pea type is uninsured and the acres and production are not used for the APH, unless the production is commingled with production from an insured unit (either winter pea types or spring pea types); or
- (C) if the spring type production from insured spring pea unit is commingled with winter pea production, consider the spring pea acreage to be a part of the original winter pea unit. Use the acreage originally planted to a winter pea type, the acreage planted to a spring pea type, the lower of the appraised potential production or the winter pea type approved yield for the released acreage, and the spring/winter pea type production for the winter pea type APH.

(c) The late planting period does not apply under the WCO.

**D. Acceptable Supporting Documentation**

- (1) For contract seed peas, production to count for yield determination will be final settlement sheets specifying pounds of merchantable clean seed, any cull or mill tare poundage, and the price paid or value of the respective production. See Exh. [17](#) for additional procedures that:
  - (a) address the Production Computation Statement located on the dry pea SP; and
  - (b) include examples of how to calculate the approved yield and entries required on the acreage report.
- (2) For Smooth Green and Yellow, Lentil, and Chickpeas, settlement sheets must show gross production, dockage, and net production which grades #1 or better (or adjusted to #1 according to policy provisions).
- (3) For Austrian Winter Peas, settlement sheets must show gross production, dockage, and net production.

---

**1908 Forage Production**

---

**A. Determining APH Production**

- (1) When forage is harvested as other than air-dry hay, production to count must be adjusted to the equivalent of air-dry hay.
- (2) Separate APH databases are required for different types as indicated in the AD, such as alfalfa 90-100 and alfalfa 60-89.



**A. Determining APH Production (Continued)**

- (3) Separate APH databases are not required for spring and winter planted acreage of the same forage production types.
- (4) Forage Production insureds with less than four years of actual records must use the current year's variable T-Yield see Para. [1702](#).
- (5) Yield limitation provisions are applicable, if in effect.
- (6) For an added type, calculate the approved yield for the added type using the added P/T procedures see Para. [1702E](#).
- (7) The Forage Production Underwriting Report (FUR) must be completed and reviewed to determine the insurable type.
  - (a) Forage Production will be insured as alfalfa 90-100 when:
    - (i) the percent of alfalfa is 90 percent or greater; and
    - (ii) the stems per square foot are 55 or greater; see the AD.
  - (b) Forage Production initially insured as alfalfa 90-100 qualifies as an alfalfa 60-89 when:
    - (i) the percent of alfalfa falls below 90 percent alfalfa; see the AD for percent and additional types; or
    - (ii) the stems per square foot are less than 55 but are at least 40 or more, see the AD.
  - (c) Forage Production initially insured as alfalfa 90-100 or an alfalfa 60-89 qualifies as alfalfa 25-29, if available, when:
    - (i) the percent of alfalfa falls below 60 percent alfalfa; or
    - (ii) the stems per square foot are less than 40 but meets the plants per square foot requirement, see the AD.
  - (d) Forage Production initially insured as alfalfa 25-59 qualifies as alfalfa 1-24, if available, when:
    - (i) the percent of alfalfa falls below 25 percent; or
    - (ii) the plants per square foot do not meet the requirement for alfalfa 25-59; see the AD.

**A. Determining APH Production (Continued)**

- (e) Once a stand is considered an overage stand, the FUR may not dictate how the crop can be insured. Refer to the **SP** for specific overage stands. Majority of types/practices are considered overage stands the eighth and succeeding years, but there are areas where a specific type/practice may be considered an overage stand earlier than the eighth year. The alfalfa 1-24 Mixture Type includes all overage alfalfa 90-100, alfalfa 60-89 and alfalfa 25-59 the eighth and succeeding years after the year of establishment, as long as there are at least the minimum living alfalfa plants per square foot.
- (f) If the insured has not produced a forage type for more than two APH crop years on the unit, added P/T provisions apply.
  - (i) Determine the number of years of actual/assigned yields for the crop/county for the previously insured type and identify the applicable variable T-Yield percentage.
  - (ii) Multiply the T-Yield for the new type by the applicable variable T-Yield percentage.
  - (iii) Establish a four-year APH database for the new type with the resulting variable T-Yield percentage preceded by the yield descriptor code "**C**".
  - (iv) Crops do not apply the first year this procedure is applicable.
- (8) The existing forage types can be cross walked using this table.

Existing Type	How to Convert	New Type
Alfalfa	Use the Forage Underwriting Report (FUR) from prior years to determine if the percent ground cover is 90-100. If it is 90 or greater, then the APH can be converted to the Alfalfa 90- 100 type. If the percent of ground cover has not been recorded in prior years, use the current crop year's FUR to determine if the stand meets the Alfalfa 90-100 type percent ground cover.	Alfalfa 90-100
Alfalfa	If the percent ground cover is less than 90 percent in the prior years' FUR or the current year's FUR (see above), then the APH will be converted to Alfalfa 60-89.	Alfalfa 60-89
Alfalfa Grass Mixture	Converts to Alfalfa 25-59.	Alfalfa 25-59
Grass Alfalfa Mixture	Converts to Alfalfa 1-24.	Alfalfa 1-24

**A. Determining APH Production (Continued)**

Existing Type	How to Convert	New Type
Grass	NA	Unchanged
Red Clover	NA	Unchanged
Birdsfoot Trefoil	NA	Unchanged
Timothy Grass/ Orchardgrass	NA	Unchanged

**B. Acceptable Supporting Documentation**

To be acceptable, supporting documentation must show total production (harvested and unharvested) from planted and established acres.

- (1) For farm stored production, in addition to the requirements listed in [Part 14](#) regarding acceptable production evidence, the following requirements must be met:
  - (a) base determinations of harvested production to be counted on weights or measurements and conversion factors consistent with the applicable loss adjustment methods currently in effect;
  - (b) report and maintain records on a unit/type basis and contain the following:
    - (i) dates of cutting/harvesting of forage;
    - (ii) number of bales harvested; and
    - (iii) contemporaneous weight of bales from each cutting/harvest. Base bale weight on average of at least 2 bales per cutting/type/unit weighed. If weight is unavailable, may use Alternate Method described in Forage Production LASH.
  - (c) if contemporaneous records will not be maintained or the production is not measured after being placed in a storage structure, the insured may request an appraisal or inspection/measurement service from the AIP, or other disinterested third party (such as FSA), at the insured's cost prior to harvest or if all production for each cutting/harvest is still available for verification.
- (2) In addition to the requirements listed in Part 14, fed records are only acceptable for current year's production (for example, insured cannot provide fed records from 2014 in crop year 2021) for establishing an APH database unless those records can be verified (such as commercial feeder with billing receipts verifying amount of fed production, etc.).

**A. Forage Seed Production Contract or Required Agency Application**

The forage seed must be grown under a forage seed production contract or an accepted certification application.

- (1) The insured must submit on or before the ARD or as specified in the SP:
  - (a) a copy of their forage seed contract for contracted forage seed acreage; or
  - (b) a copy of their accepted certification application for certified seed acreage.
- (2) The insured's failure to provide a copy of the forage seed contract or the certification application, accepted by the certifying agency, by the ARD or the date otherwise specified in the SP will result in denial of liability and no indemnity due.

**B. Adequate Stand Determinations**

- (1) Adequate stand determinations are necessary to determine the insurability of alfalfa seed acreage, whether for seed-to-seed plantings or established stands. Coverage begins on acreage with an adequate stand on the date specified in the policy and ends when the crop is harvested, destroyed, abandoned, at final adjustment of a loss, or on the calendar date in the CP. These procedures are applicable to:
  - (a) Pre-acceptance Inspections;
  - (b) Required spot checks;
  - (c) Verification of stand during loss adjustment; or
  - (d) Verification of self-certification reporting by the insured.
- (2) Calculate and record the results on the Underwriting Report/Pre-Acceptance Inspection/Self-Certification Worksheet. Determine the insurability of the acreage using minimum plant count per square foot stated in the SP.

**Note:** Thresholds for Minimum Plants Required can be different by practice, e.g., seed-to- seed acreages generally have a greater population density requirement than established stands.

- (3) The Plant Count method is used to determine whether a stand meets the minimum threshold of viable plants for insurance to attach.
- (4) Refer to Sample Selection below for Sample Selection Standards. Using a measuring tape and survey flags, measure a representative sample 25 feet long in the row to be evaluated. To determine the number of plants per square foot:
  - (a) Count the number of live plants in each 25-foot length of selected rows.
  - (b) When all samples are evaluated, sum:

B. Adequate Stand Determinations (Continued)

Plants counted in each sample taken.

The length of all samples taken (in feet to tenths).

- (c)  $\text{Plants Per Square Foot} = \frac{\text{Total Plant Count}}{[\text{Total length of all Samples (ft.)} \times \text{Row Width (in feet to tenths)}]}$ ; Rounded to the nearest hundredth.

**Example:** 40 acres are inspected.  
4 samples at 25 feet long each with 36-inch-wide rows (3 feet).  
240 live plants counted.

**The result is:**  $240 \text{ plants} \div [(25 \text{ feet/sample} \times 4 \text{ samples} = 100 \text{ feet}) \times (3\text{-foot row width})] =$   
 $240 \text{ plants} \div [300 \text{ sq. ft.}] = 0.80 \text{ Plants Per Square Foot.}$

For Canyon County, Idaho this plant density would meet the insurability requirements for acreage with an established stand, but would not if the crop was in its seed-to-seed year.

C. Sample Selection

Determine the number of recommended samples by field size and variability of the stand within the field or subfield. Split a field into subfields when significant variation in plant density exists within a field; or insured wishes to destroy part of the field.

Take as many samples as necessary for an accurate determination. See the minimum sample number table below. Use of fewer than the recommended samples must be explained on a Special Report and attached to an Underwriting Report/Pre-Acceptance Inspection/Self-Certification Worksheet.

Use the required number of viable plants per square foot, established by the actuarial documents, to determine insurability of all alfalfa seed acreage.

Minimum Adequate Stand Sample Table

Acres in Field or Subfield	Required Minimum Number of Samples
0.1 - 10.0	3
10.1 - 40.0	4
Add one additional sample for each additional 40.0 acres (or fraction thereof) in the field or subfield.	

**C. Sample Selection (Continued)**

Sampling Procedure:

- (1) Select the appropriate number of samples to be taken for the field size.
- (2) Determine the number of live alfalfa plants within each representative sample area. Use a measuring tape to measure 25 feet long row samples.

**D. Forage Seed Underwriting Report**

The Forage Seed Underwriting Report is used to ensure that the acreage of forage seed has an adequate stand. An underwriting/pre-acceptance inspection/self-certification worksheet must be completed prior to the acceptance of any application for insurance of an alfalfa seed crop and at certain other times. Instructions for completing the underwriting/pre- acceptance inspection/self-certification worksheet are in Exh. [19B](#).

The underwriting report/pre-acceptance inspection/self-certification worksheet serves three purposes. It is used: 1) To record the results of a pre-acceptance inspection; 2) By AIP underwriters to determine insurability of acreage; and 3) By insured producers to self- certify acreage, stand adequacy, and stand age.

- (1) Pre-acceptance Inspections will be completed by an AIP inspector for all first-year applications, and for any subsequent insurance periods following the payment of an indemnity or a reported loss. This requirement is waived if the AIP inspector determines an adequate stand in the prior year's notice of loss.
- (2) Self-certification reports must be completed and submitted by the insured producer prior to the date insurance attaches.

Insurance will not attach at the beginning of the insurance period on any forage seed acreage that does not have an adequate stand as established by the SP.

Insurance will not attach on any alfalfa seed acreage that exceeds the maximum stand age contained in the age limitation statement of the SP.

**E. Units**

In lieu of optional units allowed by the BP, optional units by variety may be allowed if permitted by the SP.

**F. Calculating APH Yields**

- (1) Acceptable Supporting Records.
  - (a) Contracted Acreage: A copy of the contract must be provided by the ARD that shows planted acres and base price.

**F. Calculating APH Yields (Continued)**

- (b) Non-contracted certified forage seed: A copy of the approved certifying agency application that shows certified acreage must be provided by the ARD. Seed Company records showing certified clean production must be provided.
- (2) For quality adjustment, the seed company or certifying agency's records must indicate that the production has been rejected or received less value by the seed company because it did not meet the company's minimum requirements of the seed company contract or certifying state agency.
  - (a) For production meeting the minimum quality requirements contained in the forage seed contract or certifying agency's standards, and for production that does not meet such requirements due to uninsured causes there is no quality adjustment.
  - (b) For production not meeting the minimum quality requirements contained in the forage seed contract or certifying agency's standards due to insurable causes will be reduced as follows:
    - (i) Divide the actual value by the Base Price for the insured type; and
    - (ii) Multiply the result (not to exceed 1.0) by the number of pounds of such production.
- (3) Base Price for seed under contract is the price per pound (excluding any discounts or incentives that may apply) stated in the forage seed contract. For certified forage seed not under a forage seed contract, and for forage seed producers who are also forage seed companies, the price contained in the AD.
- (4) A copy of your forage seed contract for your contracted forage seed acreage or the approved certification application for your certified seed acreage, or both if you have both contracted forage seed acreage and certified forage seed acreage, must be submitted to the insurance provider on or before the ARD.
- (5) Currently, Alfalfa Seed is the only crop insurable under the CP.

[PART 14 Section 3](#) Farm Management Records: Not Applicable (NA) to total crop disposition but applicable to unit reporting.

Alfalfa Seed (Forage Seed) requires verifiable production records. Records from the seed certification agency may be used to support reported production and acres.

For production reporting of the current year's crop (for either the regular APH Procedure or the MY procedure), if verifiable records are not available, follow [Part 15, Section 1](#), Para. 1503A(3).

**G. Late Planting**

The Late Planting provisions do not apply to Forage Seed.

**A. Insurability Requirements**

- (1) A fresh market bean insured must insure all insurable fresh market bean types in the county for which a premium rate is provided in the [AD](#) and in which the [insured](#) has a share.
- (2) The insured may select a separate coverage level for each type listed in the [AD](#).
- (3) Fresh market beans interplanted with another crop, planted into an established grass or legume, or grown for direct marketing are not insurable, unless allowed by the SP or WA.
- (4) Unless otherwise provided in the SP, the late and prevented planting provisions of the BP are not applicable. To be insurable, fresh market beans must be planted within the planting periods specified in the [AD](#). Late planted acreage must be reported as uninsurable.
- (5) Producers must have grown [the applicable insured](#) fresh market beans [type](#) for at least four crop years in the county in which the crop will be insured, [unless otherwise specified in the SP](#).
- (6) Added land provisions in [Part 17 Section 7](#) do not apply.

**B. Insured Crop**

In accordance with Section 8 of the BP, the crop insured will be all the fresh market beans in the county for which a premium rate is provided in the [AD](#).

- (1) In which the producer has a share;
- (2) That are:
  - (a) Planted to be harvested and sold as fresh market beans;
  - (b) Planted within the planting periods specified within the [AD](#);
  - (c) Grown by a producer who has grown [the applicable insured](#) fresh market beans [type](#) for at least four crop years in the county in which the crop will be insured unless otherwise specified in the SP; and
  - (d) That are not (unless allowed by SP or by WA):



**B. Insured Crop (Continued)**

- (i) interplanted with another crop;
- (ii) planted into an established grass or legume; or
- (iii) that are grown for direct marketing.

**C. Insurable Acreage**

- (1) The insured must replant any acreage of fresh market beans damaged during the planting period in which initial planting took place whenever less than 50 percent of the plant stand remains; and
  - (a) It is practical to replant; and
  - (b) If, at the time the crop was damaged, the final day of the planting period has not passed. Any acreage of the insured crop damaged before the FPD, to the extent that most producers in the area would normally not further care for the crop, must be replaced unless the AIP agrees that it is not practical to replant.
- (2) Acreage initially planted in any manner other than in rows far enough apart to permit mechanical cultivation will not be insurable unless otherwise provided by the SP.
- (3) Insurance will not attach to an acreage that does not meet all applicable rotation requirements contained in the SP.

**D. Acreage Limitation**

Producers can insure a maximum of 110% of the greatest number of acres of planted fresh market beans in which the producer had a share in any of the three previous crop years, by planting period, unless otherwise specified in the SP. If the producer plants more acres than the maximum allowable acreage, the production guarantee (per acre) is reduced by the over-planting factor. If the producer does not plant more acres than the allowable acreage, the over-planting factor will be 1.000, which will not reduce the production guarantee (per acre).

**E. End of Insurance Period**

In addition to the provisions of Section 11 of the BP, coverage ends at the earliest of:

- (1) The date harvest should have started on the unit for any acreage that will not be harvested;
- (2) 65 days after the date of planting (or replanting, if applicable), unless otherwise provided in the SP; or
- (3) The calendar date listed on the SP.

**F. Coverage Levels**

Producers may select a coverage level from 50% (CAT level of coverage) through 75% of their APH yield.

**G. Direct Marketing**

Although any production sold by direct marketing is not insurable, the producer must notify the AIP at least 15 days before any production from any unit will be sold by direct marketing or sold for cash:

- (1) The AIP will conduct an initial inspection and appraisal before harvest of any production to be direct marketed or sold for cash; and
- (2) If damage occurs, the producer must notify the AIP immediately and the following will apply:
  - (a) The AIP will conduct an inspection;
  - (b) The inspection and acceptable production records provided by the producer will be used to determine the amount of production to count;
  - (c) The producer must continue to care for the crop and the calculation of the production to count specified in section 12 of the Fresh Market Bean CP will be suspended until the producer notifies the AIP of the date that harvest first commences or recommences after the damage; and
  - (d) Failure to give timely notice that production will be sold by direct marketing or sold for cash will result in an appraised amount of not less than the production guarantee (per acre) if such failure results in the AIP's inability to accurately determine the amount of production. If the producer fails to give timely notice of a harvest delay, the production to count will not be less than the producer's production guarantee.

**H. Unit Structure for Fresh Market Beans**

In lieu of the definition in the BP, an EU constitutes all insurable acreage of fresh market beans in the county in which the insured has a share on the date coverage begins for the planting period. There is a separate EU for each planting period, as applicable. Coverage will only be available for EUs unless otherwise specified in the SP.

**I. Acceptable Supporting Records**

For production that is sold or delivered at the time of harvest, settlement sheets must indicate either gross weight or net sorted weight or graded weight with weight of each grade explicitly included. Settlement sheets, ledger sheets, and assembly sheets must show gross production in thirty-pound cartons or in bushels.

**J. Determining APH Production**

In lieu of the definition in the BP, the yield used to determine the production guarantee by summing the yearly **annual** yields and dividing the sum by the number of yields contained in the database. The APH database must contain at least four actual yields, but may contain up to 10 consecutive crop years of actual or assigned yields, **unless otherwise specified in the SP**.

In lieu of the definition in the BP, the T-Yield is a yield determined as the simple average of the actual yields the **insured** certified on the APH production report and used for the purposes of yield substitutions, unless otherwise specified in the SP.

In lieu of the definition in the BP, the **insured's** production guarantee (per acre) will be the number of cartons determined by multiplying the insured's approved yield per acre by the coverage level percentage the insured elects, by the insured's over-planting factor.

Marketable beans are fresh market beans that are sold or that grade U.S. No. 2 or better in accordance with the requirements of the United States Standard of Grades for Snap Beans and will withstand normal handling and shipping.

- (1) Separate yields are required to establish or update an approved yield for the following:
  - (a) Insurable fresh market bean types and practices indicated on the AD for the current crop year; and
  - (b) Units.
- (2) All insureds are required to file timely production reports separately for each insurable type or practice that was grown by unit.
- (3) If a new insurable type is grown which an approved yield has not been calculated, see Para. [1781](#), then the applicable T-Yield(s) for an added type will apply.

**K. Unharvested Production**

In accordance with Section 15(d) of the BP, the insured's price election will be reduced by the factor contained in the SP, or any addendum thereto, and the result will be used to compute the amount of any indemnity in the event of a crop loss on unharvested acres.

**L. Agent Responsibilities**

The CP contain an acreage limitation that limits liability if the insured plants more than 110 percent of the highest acreage planted in any one of the most recent three crop years. Agents are responsible for:

- (1) Explaining the acreage limitation contained in the CP to the insured;
- (2) Calculating the over-planting factor and production guarantee according to the CP; and

**L. Agent Responsibilities (Continued)**

- (3) Notifying the applicant/insured of any reduction in the production guarantee no later than 30 calendar days after the [ARD](#). The AIP's calculations of the over-planting factor must be in writing and dated. The AIP must place the calculation of the over-planting in the insured's official file. The AIP must enter the appropriate over-planting factor on the acreage report in the "Remarks" section (to three decimal places). If the over-planting factor is 1.000 or above, 1.000 will be used in the calculation of the approved production guarantee and will be the over-planting factor reported on the acreage report.

1911 Grass Seed

---

**A. Grass Seed Production Contract Required**

The grass seed must be grown under a grass seed production contract.

The insured must provide a copy of all grass seed production contracts for the acreage insured on or before the ARD.

**B. Grass Seed Underwriting Report**

The grass seed underwriting report is used to ensure that the acreage of grass seed has an adequate stand. The grass seed underwriting report is mandatory and must be provided on or before the ARD. Instructions for completing the underwriting report are in Exh. [19D](#) and [19E](#).

- (1) The grass seed underwriting report must be completed on or before May 22 for acreage of the perennial ryegrass type and newly established acreage of the Kentucky bluegrass type.
- (2) The grass seed underwriting report must be completed on or before October 16 for existing acreage of the Kentucky bluegrass type. If a Claim for Indemnity was filed in the preceding crop year and an adequate stand was determined, the Claim for Indemnity will be used to determine insurability.

**C. Units**

Separate BU/OU/EU by grass seed type are allowed by the Grass Seed CP.

**D. Calculating APH yields for Grass Seed**

- (1) Grass Seed
  - (a) Acceptable Supporting Records. A statement from the buyer that shows the total pounds of clean seed produced including all required label information.

**D. Calculating APH yields for Grass Seed (Continued)**

- (b) Required Label Information. The variety (including “Variety not stated”) and the percentages of pure seed, germination, weed seeds, other crop, inert matter, and the number and name of each noxious weed seed present. Also included must be the lot number and the test date. The origin must be included. All label information must conform in all respects to the regulations of the state where the label was attached. If the production from a unit is included in more than one lot, label information from all lots comprising the unit must be included in the acceptable documentation.
  - (c) Noxious Weed Seeds. As identified on the label.
- (2) For quality adjustment, the buyer’s records must indicate that the production was rejected or received less value because it did not meet the requirements stated in the grass seed production contract.
  - (a) Production that meets the minimum quality requirements contained in the grass seed production contract and production that does not meet such requirements due to uninsured causes are not eligible for quality adjustment.
  - (b) Production that does not meet the minimum quality requirements contained in the grass seed production contract due to insurable causes will be reduced as follows on the earlier of the date such damaged production is sold or the date of final inspection for the unit:
    - (i) Divide the value of the damaged production by the lower of the established price or the fixed price component of the grass seed production contract for the insured type; and
    - (ii) Multiply the result (not to exceed 1.0) by the number of pounds of such production.

**E. Late Planting**

The Late Planting provisions do not apply to Grass Seed.

---

1912 Green Peas

---

**A. Determining APH Production**

- (1) For bypassed/unharvested acreage, follow the instructions provided under processing beans see Para. [1919](#).
- (2) For harvested delivered production, the production for APH purposes is determined by:  
  
(dollar amount received from the processor) ÷ (the contract price per pound for the tenderometer or sieve size designated by the applicable [AD](#)).

**A. Determining APH Production (Continued)**

- (3) Include all dry pea production harvested from green pea acreage, provided the insured retains ownership of the dry peas see Exh. [17](#).
  - (a) Multiply dry pea production by 1.667 for shell types, 3.000 for pod types, and add to the total green pea production.
  - (b) Divide the total production (both dry pea and green pea) by the acreage originally planted to green peas.

**B. Acceptable Supporting Documentation**

To be acceptable supporting documentation, the contract and/or settlement sheet must show:

- (1) planted acres;
- (2) contract price for the tenderometer reading, sieve size, or grade factor shown on the SP for that type of pea;
- (3) dollars received for peas delivered (exclusive of bonuses for acres, high production, split payment, late planting payment, etc., or deductions for seed, pesticides, and their application, planting or harvesting);
- (4) variety (specific name from the seed company); and
- (5) acres harvested.

**1913 Mint**

---

**A. Adequate Stand Determinations**

Adequate stand determinations are necessary to determine the insurability of mint acreage for Spring Coverage and the WCO.

**Note:** The term Spring Coverage refers to Mint Coverage without the Winter Coverage Option (WCO). For WCO applicability, refer to Para. [911](#).

The method used to determine adequate stand depends on the type of coverage selected by an insured, timing during the insurance period, and the existence of field rows. Adequate stand determinations are used for:

- (1) Pre-acceptance Inspections;
- (2) Required spot checks;
- (3) Verification of stand during loss adjustment; or
- (4) Verification of self-certification reporting by the insured.

**A. Adequate Stand Determinations (Continued)**

Spring Coverage attaches to acreage, with an adequate stand, on the date specified in the CP and ends when the crop is harvested, destroyed, abandoned, at final adjustment of a loss, or on the calendar date in the CP.

**B. Methods to Determine Adequate Stand**

- (1) Spring Coverage mint without rows: When rows are not discernable, adequate plant counts will be determined by counting plants per square foot. The grid is placed over the sample area to be examined. A sample consists of three consecutive grid frame plant counts, totaling 27 square feet. The plant counts taken in each grid before it is repositioned. When mint without rows has bare spots resulting in a streak appearance, each sample will be taken across the streak pattern. Refer to Paragraph 7 for an explanation of the grid frame and Sample Selection Standards.

- (a) Record the number of live mint plants found inside the grid frame for the sample (27 square feet).
- (b) When all samples are evaluated, sum the number of live mint plants.
- (c) Determine the number of plants per square foot by: (Total mint plants counted ÷ number of samples) ÷ 27 square feet per sample = Plants Per Square Foot.

**Example:** 60 acres are inspected. 5 samples are taken. 216 live plants counted.

**The result is:**  $(216 \text{ plants counted} \div 5 \text{ samples}) \div 27 \text{ square feet per sample} = 1.6 \text{ Plants Per Square Foot.}$

- (2) Spring Coverage mint in rows: Newly planted mint or mint with discernable field rows. Using a measuring tape and survey flags, measure a representative sample 25 feet long in the row to be evaluated. A count of live mint plants will be made. To determine the number of plants per square foot:

- (a) Count the number of live mint plants in each 25-foot length of selected rows.
- (b) When all samples are evaluated, sum: Plants counted in each sample taken. The length of all samples taken (in feet to tenths).
- (c)  $\text{Plants Per Square Foot} = \text{Total Plant Count} \div [\text{Total length of all Samples (ft.)} \times \text{Row Width (in feet to tenths)}]$ .

**Example:** 40 acres are inspected. 4 samples at 25 feet long each with 36-inch-wide rows (3 feet) 480 live plants counted.

**The result is:**  $480 \text{ plants} \div [(25 \text{ feet/sample} \times 4 \text{ samples} = 100 \text{ feet}) \times (3\text{-foot row width})] = 480 \text{ plants} \div [300 \text{ sq. ft.}] = 1.6 \text{ Plants Per Square Foot.}$

**C. Sample Selection Standards**

Determine the number of recommended samples by field size and variability of the stand within the field or subfield. Split a field into subfields when significant plant number or ground cover variation exists within a field; or insured wishes to destroy part of the field.

Take as many samples as necessary for an accurate determination. See the minimum sample number table below. Use of fewer than the recommended samples must be explained on a Special Report and attached to an Underwriting Report/Pre-Acceptance Inspection/Self-Certification Worksheet.

Use the required number of viable plants per square foot and/or percent of ground cover established by the actuarial table to determine insurability of all mint acreage.

Minimum Adequate Stand Sample Table

Acres in Field or Subfield	Required Minimum Number of Samples
0.1 - 10.0	3
10.1 - 40.0	4
Add one additional sample for each additional 40.0 acres (or fraction thereof) in the field or subfield.	

When sampling:

- (1) Select the appropriate number of samples to be taken for the field size.
- (2) Determine the number of live mint plants within each representative sample area. When skips are measured within 25-foot long row samples, use survey flags and a measuring tape with 1/10-foot increments.

**D. Mint Underwriting Report**

An underwriting/pre-acceptance inspection/self-certification report must be completed within a two-week period before coverage begins. Insurance will attach on the date coverage begins, unless the acreage is inspected during the two-week period and it is determined that it does not meet insurability requirements. The mint report serves three purposes:

- (1) to record the results of a pre-acceptance inspection;
- (2) for AIPs to determine insurability of mint acreage; and
- (3) for insureds to self-certify acreage, stand adequacy, and age.

Instructions for completing the underwriting/pre-acceptance inspection/self-certification worksheet are in Exh. [19F](#).



**D. Mint Underwriting Report (Continued)**

Pre-acceptance inspections will be completed by an authorized company inspector for the year of application, following the payment of an indemnity, or for a reported loss where the crop was determined not to have an adequate stand.

Self-certification reports must be completed and submitted by the insured prior to the date insurance attaches.

Pre-acceptance inspections and self-certifications for Spring Coverage must be completed within the two-week period before coverage begins. Insurance will attach on the date coverage begins unless the acreage is inspected during the two-week period and it is determined that it does not meet insurability requirements.

**Note:** Insurance will not attach on any mint acreage that:

- (1) exceeds the maximum stand age contained in the age limitation statement of the SP; and
- (2) does not comply with the rotation requirements established by the SP.

**E. Determining APH Production**

Acreage for which a WCO payment has been made is no longer insurable under the CP for the current crop year. For APH purposes:

- (1) any mint production subsequently harvested from uninsured acreage for the crop year and not kept separate from production from insured acreage will be considered production to count; and
- (2) acreage for which a WCO payment has been made will receive an amount of production of zero when computing subsequent year's approved yield.

**F. Acceptable Supporting Documentation**

Acceptable supporting documentation consists of still records, ledgers, assembly sheets, or farm management records that show mint oil production in pounds, and storage records that show pounds or number of barrels with corresponding weight per barrel.

---

**1914 Mustard**

---

**A. Determining APH Production**

Count harvested production for seed as production for APH yield purposes.

**B. Acceptable Supporting Documentation**

To be acceptable supporting documentation, settlement, ledger, and assembly sheets must show production in pounds. If the settlement sheets are in bushels or hundredweight, convert the production to pounds. Refer to FCIC-25010 LAM.

**A. Determining APH Production**

Adjust field-run production to reflect the applicable grade standards specified in the policy to use as production for APH purposes.

**B. Acceptable Supporting Documentation**

- (1) For sold or delivered production at time of harvest, settlement sheets must indicate gross weight (onion production minus dirt and foreign material) and net sorted weight or graded weight with percent of pack based on applicable grade standards.
- (2) Farm stored production should be graded or adjusted for APH purposes (using applicable grade factor) according to applicable grade standards prior to being placed in the storage structure. Gross weight (onion production minus dirt and foreign material) or structure measurements indicating deductions for obstructions are acceptable.
- (3) Measurements must be verifiable and definitive for sold, delivered, and farm stored records. For example:
  - (a) Unacceptable: 16 bins or 34 loads; and
  - (b) Acceptable: bin = 1,500 lbs., 16 bins at 1,500 lbs. = 24,000 lbs., and 34 loads at 24,000 lbs. = 816,000 lbs.
- (4) If records certified by the PRD do not include the required grade information, use applicable grade factors (.85 or as specified on the SP) to convert any remaining field-run production to policy grade standards. This is applicable only for any of the production that does not contain grade information by the PRD (production remaining in storage that has not been graded and/or sold), and any such yields certified act as temporary yields. Update the temporary yields the following crop year using grade information certified. If the yield was not properly certified, or is not replaced the following crop year using required grade information, assigned yield provisions apply.

---

**1916 Peanuts****A. Determining APH Production**

Effective for the 2003 crop year, peanuts were converted to a Category B APH crop (insurance plan code 90). Except as otherwise provided in this paragraph, standard APH procedures, including added land, for Category B crops will apply to APH yield determinations for peanuts.

- (1) APH databases still containing classification “F” yields after filing the most recent year’s production report will continue to retain such yields until a minimum of 4 actual/assigned yields have been accumulated in that APH database. Adding an actual or assigned yield will result in removal of a classification yield from the affected APH database until all classification yields in the APH database are replaced by actual or assigned yields. When the addition of an actual or assigned yield leaves no further classification yields in an APH database (for example, there are at least four actual or assigned yields), standard APH procedures will apply fully to that APH database.

**A. Determining APH Production (Continued)**

- (a) For submission of prior production records, in lieu of Para. [1323E](#), carryover insureds with classification yields in any APH database may not recertify acreage and production for such APH databases for crop years prior to the 2002 crop year.
  - (b) For entity changes for insureds with classification “F” yields, if an insured with classification yields in the APH database(s) changes to a different entity (for example, an individual insured incorporates the operation, two or more insureds with different classification yields in their respective APH databases merge their operations into one entity), standard APH procedures will be used to establish APH databases for the new entity.
- (2) APH procedures regarding yield adjustments/substitutions cups and yield floors will apply to peanuts with the following clarifications:
- (a) insureds with APH databases containing classification yields or that contained classification yields the prior year are considered to have at least five years of actual yields and qualify for the 80 percent yield floor; and
  - (b) yield substitutions will not be applied to any actual yields for crop years prior to the 2002 crop year or to any classification yields in the APH database.

**B. Acceptable Production Evidence**

Using another person’s records to establish APH databases will follow standard procedures contained in Para. [1508](#).

---

1917 Popcorn

---

**A. Determining APH Production**

For quality adjustment, the processor records must indicate that the processor has rejected the production because it was not of merchantable popcorn quality.

**B. Acceptable Supporting Documentation**

A copy of the contract must show planted acres and the contract price. Processor records must be settlement sheets showing pounds of shelled popcorn.

- (1) Convert any ear popcorn production to shelled popcorn.
- (2) Count production from yellow or white dent corn as popcorn on a weight basis.

**A. Determining APH Production**

- (1) For the “Central” and “Southern” Potato states and counties (Alabama; Arizona; all California counties except Humboldt, Modoc, and Siskiyou; Delaware; Florida; Georgia; Maryland; Missouri; New Jersey; New Mexico; North Carolina; Oklahoma; Texas; and Virginia) marketable mature potatoes (except for production with external defects) will be considered production for APH, See Exh. [17](#). If a claim is filed for indemnity:
  - (a) claims for indemnities are used for APH; and
  - (b) in the settlement of a claim, for potatoes harvested prior to full maturity, see Para. B(2) below.
- (2) For the “Northern” Potato states and counties (Alaska; Humboldt, Modoc, and Siskiyou Counties, California; Colorado; Connecticut; Idaho; Indiana; Iowa; Kansas; Maine; Massachusetts; Michigan; Minnesota; Montana; Nebraska; Nevada; San Juan County New Mexico; New York; North Dakota; Ohio; Oregon; Pennsylvania; Rhode Island; South Dakota; Utah; Washington; Wisconsin; and Wyoming):
  - (a) if the insured files a claim for indemnity, only production to count as determined under the terms of the Northern Potato CP and the Storage Coverage Endorsement, if applicable, is used for APH (for example, freeze and loss of bulking are covered under the Northern Potato CP, and causes resulting in tuber rot are covered under the Northern Potato CP and the Storage Coverage Endorsement); and
  - (b) quality adjustment for these causes made under the terms of the Northern Potato CP and Storage Coverage Endorsement will be reflected in the APH production. However, any reductions in production to count under the terms of the Northern Potato Crop Insurance Quality Endorsement or Northern Potato Crop Insurance Processing Quality Endorsement are not included in determining APH production, see Para. B(2) below for potatoes harvested prior to full maturity.

**B. Acceptable Production Evidence**

- (1) If no claim is filed, use the following acceptable production evidence:
  - (a) processed potatoes are settlement sheets that show first net weight (gross weight of potatoes minus dirt and foreign material);
  - (b) fresh market and table stock potatoes are settlement sheets that show total pack-out weight (including overweight, over-pack, etc., if applicable), including culls; and
  - (c) seed potato records must show total weight sold or as specified below.

**B. Acceptable Production Evidence (Continued)**

- (2) Potatoes harvested prior to full maturity may be increased by two percent per day for each day harvested prior to full maturity. Consider the date the potatoes would have reached full maturity to be 45 days prior to the calendar date for the end of the insurance period, unless otherwise stated in the SP. This adjustment will not be made if potatoes are damaged by an insurable cause of loss, and leaving them in the field would reduce production or decrease quality. Retain delivery records for early harvested potatoes by the insured.
- (3) For farm stored production, stored production records must show the gross weight of stored potatoes (by unit) prior to being placed in storage. A copy of the weight slips must be provided.
  - (a) If at the time of placement into storage the potatoes are not weighed or measured, determine the production based upon subsequent volume measurements. Prior to placing the potatoes in the structure, interior measurements of the structure must be made or available, and current crop year deductions accounted for (see Para. [1416](#)).
  - (b) If acceptable volume measurements are not made, disposition records of the farm stored production from the marketing outlet, processor, packer, etc., are acceptable.

---

**1919 Processing Beans**

---

**A. Insurability Requirements**

The insured must provide a copy of all processor contracts to the AIP on or before the ARD.

**B. Determining APH Production**

- (1) For bypassed/unharvested acreage, if an indemnity is to be claimed, AIPs must inspect the acreage and determine whether or not timely harvest was prevented directly due to adverse weather and make appraisals that accurately reflect the crop's potential production remaining in the field. If a notice of damage or loss is not filed, and insured acreage will not be harvested, the insured should notify the AIP and request an inspection for APH purposes. Use planted insurable acreage for APH purposes when acreage is bypassed/not harvested.
- (2) Production for APH purposes is determined as follows:
  - (a) if bypassed by the processor, records may indicate amounts of bypass payments, acres bypassed, reason for bypass and the basis for the bypass payment(s). Do not convert compensation received from the processor (bypass payment) to production for APH purposes;

## 1919 Processing Beans (Continued)

---

### B. Determining APH Production (Continued)

- (b) appraisals made for potential production (if any) remaining in the field on bypassed/unharvested acreage are used for APH. If the acreage was bypassed due to an insured cause, generally there will be no potential production remaining in the field (same production as would be used on a claim for indemnity). If unharvested (not bypassed due to an insured cause), the potential production should be appraised; however, it should not be identified as due to an uninsured cause of loss, see Para. [1415](#); and
- (c) if a claim for indemnity was completed and no potential production was determined (zero appraisal), then no production from the bypassed/unharvested acreage will be used for APH purposes (such as the acreage was bypassed due to an insured cause of loss and an uninsured cause of loss appraisal was not made).

## 1920 Processing Sweet Corn

---

### A. Insurability Requirements

The insured must provide a copy of all processor contracts to the AIP on or before the ARD.

### B. Determining APH Production

For bypassed/unharvested acreage, follow the instructions provided under processing beans, see Para. [1919](#).

### C. Acceptable Supporting Documentation

A copy of the contract must show planted acres and the contract price. Processor records must be settlement sheets showing tons delivered for payment (gross tons if there was no quality adjustment), grades (where specified on the [AD](#)), and harvested acres.

## 1921 Rice

---

### A. Insurability Requirements

Rice is only insured under a flood-irrigated practice, unless otherwise specified in the SP. SP statements, if provided in the county, allow for rice to be insured utilizing the alternative irrigation practices of intermittent flood irrigation (also known as alternate wetting and drying), and furrow irrigation. Refer to the SP for availability and requirements for each alternative irrigation practice.

### B. Determining APH Production

Count harvested production from re-growth as production for APH yield purposes.

**A. Additional Insurability Requirements**

- (1) For winter-planted wheat or barley in counties for which there is only a spring FPD, a replanting payment is not applicable. Insurance attaches to winter planted acreage that had an adequate stand to produce a normal crop on the earlier of the spring FPD or the date the AIP agreed to accept coverage for the crop. However, if the AIP fails to inspect the acreage by the spring FPD, insurance will attach. Insureds must report all planted acreage on which insurance attached for APH purposes. See also the SP for coverage exceptions.
- (2) Production from hay-type barley is not insurable and is not acceptable for APH purposes.
- (3) Barley or oat small grain mixtures planted for harvest as grain are insurable as the crop which is predominant on a weight basis in the mixture, if the predominant crop is insured. Indicate the applicable crop designation (barley or oats) on the acreage report.
- (4) LP period is applicable to small grains, except to any barley or wheat acreage covered under the terms of the barley or wheat WCE.
- (5) Insure buckwheat only if it is produced under a contract with a business enterprise equipped with facilities appropriate to handle and store buckwheat production. The contract must be executed by the insured and the business enterprise, in effect for the crop year, and a copy provided to the AIP no later than the ARD. For consideration as a contract, the executed document must contain:
  - (a) a requirement that the insured plant, grow, and deliver buckwheat to the business enterprise;
  - (b) the amount of production that will be accepted, or a statement that all production from a specified number of acres will be accepted;
  - (c) the price to be paid for the contracted production, or a method to determine such price; and
  - (d) other such terms that establish the obligations of each party to the contract.

**Note:** If the settlement sheets are in pounds or hundredweight, convert the production to bushels, refer to FCIC-25010 LAM Exh. 22.

**B. Determining APH Production**

- (1) The barley or wheat WCE is available in counties that have both a winter and spring planting date and the AD provide a premium rate for this coverage. If the barley or wheat WCE is not selected and winter barley or wheat is damaged after the FPD to the extent that producers in the area would not normally further care for it, the acreage must be seeded to an appropriate type of the crop in order for insurance to continue. The production from such acreage will count for the winter type of the crop.

**B. Determining APH Production (Continued)**

- (a) If the WCE is elected, an appraisal reflecting the crop's potential production is required to determine production for APH purposes prior to destroying winter barley or wheat, or putting it to another use. Use the acres and the appraised potential production to calculate the winter type APH yield. See Exh. 9 for a flow chart outlining acres and production used for APH when the WCE has been selected.
- (b) Under the WCE, once an appraisal is made and the winter barley or wheat acreage is released, the insured may destroy the winter barley or wheat and plant the acreage to:
  - (i) another crop; or
  - (ii) spring barley or wheat and:
    - (A) insure the spring barley or wheat as a separate OU. In this case, use the lower of the appraised potential production or winter type approved yield for the winter barley or wheat APH. Use the acres and production from the spring barley or wheat for the spring barley or wheat APH unless the production is commingled with winter barley or wheat production (if the production is commingled, see (C) below);
    - (B) not insure the spring barley or wheat. In this case, use the lower of the appraised potential production or winter type approved yield for the winter barley or wheat APH. The spring barley or wheat is uninsured and do not use the acres and production for the APH unless the production is commingled with production from an insured unit (either winter barley/wheat or spring barley/wheat); or
    - (C) if the spring barley or wheat production from insured spring barley or wheat unit is commingled with winter barley or wheat production, the spring barley or wheat acreage will be considered to be a part of the original winter barley or wheat unit. The acreage originally planted to winter barley or wheat and the acreage planted to spring barley or wheat and the lower of the appraised potential production or the winter barley or wheat approved yield for the released acreage and the spring/winter barley or wheat production will be used for the winter barley or wheat APH.
- (c) The LP period does not apply under the WCE.



**B. Determining APH Production (Continued)**

- (2) Acreage initially insured that qualifies for the short-rate (applies to Additional Coverage and CAT policies) and was removed from insurance coverage (acreage report revised to indicate the short-rate) is not used for APH purposes unless the acreage is harvested and the harvested production is commingled with production from insured acreage. However, it will count as a year of producing the crop for determining New Producer status and variable T-Yield percentages.
- (3) Special production reporting/APH requirements:
  - (a) in counties where Durum wheat is shown as a separate type:
    - (i) Durum wheat must be reported separately from spring wheat types; and
    - (ii) if Durum and other types are planted (such as both Durum and spring wheat in Durum and spring wheat counties, or both Durum and winter wheat in counties with only Durum and winter wheat), separate line entries by P/T are required on the acreage report.
  - (b) this procedure is applicable in counties with separate published T-Yields for SF and CC practices. See special production reporting requirements in [Part 11 Section 2](#) for CC and SF practices.

**C. Additional Unit Structure Options for Wheat**

- (1) EUs may be elected by type if allowed in the AD. If the insured elects EUs by type, **the insured may not elect EU or OUs by any other practice or type**. See [Part 10 Section 3](#) for information on EU by type.
- (2) In addition to, or instead of, establishing OUs as provided in section 34(c) of the BP, for wheat only, separate OUs may be established for each wheat type (designated in AD and including any type insured by WA) if each OU contains only initially planted acreage of the type.

---

**1923 Sugar Beets**

---

**A. Converting APH Production to Pounds of Raw Sugar**

Adjust sugar beet production for APH purposes by multiplying the insured's net paid tons by 2,000 pounds multiplied by the insured's average percent of raw sugar (determined from processor test). Round pounds of raw sugar to a whole number (no decimal points).

If average percent of raw sugar is available by unit it must be used; however, the insured may elect to report their average raw sugar percent at a lower level if available. If average percent of raw sugar is not available by unit, the insured's average percent of sugar for all production for the policy will be used. If the insured does not have an average percent of raw sugar, or the processor tests were not representative, then the average percent of raw sugar in the AD must be used.

**A. Converting APH Production to Pounds of Raw Sugar (Continued)**

(Net paid tons × 2,000) × average percent of raw sugar = pounds of raw sugar

**Example:** (20 net paid tons × 2,000 lbs.) × 0.180 insured's average percent of raw sugar = 7,200 pounds of raw sugar

**Note:** If the insured's production evidence from the processor is already in net pounds of sugar beets, then conversion of net paid tons to net pounds can be skipped. Multiply the insured's net pounds by the insured's percent of raw sugar (determined from processor test).

**B. Determining APH Production on Non-loss Units when Unharvested Due to Processor's Lack of Capacity**

When acreage in non-loss units will not be harvested due to the processor's lack of capacity to process the sugar beets:

- (1) the insured must notify the AIP if any portion of the insured crop will be abandoned.
- (2) harvested production from acreage within the same unit may be used as the appraisal for APH purposes for the unharvested acres, if
  - (a) more than 50 percent of the sugar beet acreage within a field is harvested **at full maturity**; or
  - (b) more than 50 percent of a person's unit is harvested **at full maturity** when more than one person is operating in the same field.
- (3) the AIP must verify that the applicable acreage requirement (more than 50 percent) is met and, with the insured's consent, the AIP may use the harvested acreage's actual yield per acre calculated in pounds of raw sugar of sugar beets, using the sugar content of the harvested acreage **at full maturity**, as the appraisal for the unharvested acreage.
  - (a) The insured must provide the AIP with a legible map or photo identifying the unharvested and abandoned sugar beet acreage; and
  - (b) The AIP will use the map or photo and the insured's notification of abandonment as documentation of the unharvested acreage.
- (4) an appraisal to determine the potential production is required if:
  - (a) 50 percent or less of the sugar beet acreage for the field is harvested **at full maturity**; or
  - (b) 50 percent or less of the unit is harvested **at full maturity** when the field consists of more than one insurable entity.

**B. Determining APH Production on Non-loss Units when Unharvested Due to...(Continued)**

- (5) coverage ends with the abandonment of the crop on the unit. Therefore, once the acreage has been left unharvested because the production will not be accepted by the processor due to storage or processing capacity, insurance on the abandoned acreage ends.
- (6) AIPs must notify the insured of these requirements and ensure harvested production from one insured is not used to establish a yield for the unharvested acreage of any other insured.

**C. Acceptable Supporting Documentation**

To consider sugar company delivery records or settlement sheets as acceptable records, they must show pounds of raw sugar, net paid tons or net pounds of beets delivered and percent of raw sugar.

**1924 Sugarcane**

---

**A. Insurability Requirements**

Sugarcane acreage that exceeds the applicable age limitations shown in the SP is insurable only if the AIP performs an inspection, makes an appraisal that indicates the acreage is capable of producing at least the yield used to determine the production guarantee for the unit for the current crop year, and then agrees to insure it in writing.

**B. Determining APH Production**

- (1) The insured must notify the AIP at least 15 days before cutting any sugarcane for seed. The notice must include the unit number and the number of acres the insured intends to cut for seed.
  - (a) If proper notice is given, use the applicable approved yield for the current crop year as appraised potential production for the acreage cut for seed unless a field appraisal was made. Insureds may request a field appraisal if they feel the approved yield does not accurately reflect the acreage's potential production. If a field appraisal is made, use the appraised potential production (either for APH or claim purposes) for acreage cut for seed.
  - (b) If the proper 15-day notice is not given, consider insurable acreage cut for seed as put to another use without consent. Apply the applicable production guarantee per acre for the current crop year as an uninsured cause of loss and use for claims purposes only. Use the insurable acreage cut for seed for APH purposes; however, the uninsured cause of loss appraisal is not.
- (2) Sugarcane records are generally not available by the cancellation date for the most recent crop year. Therefore, there is a one-year lag in the APH database; for example, for the 2025 crop year, the base period will begin with the 2023 crop year and may contain up to ten APH consecutive crop years (begin with 2023 and work backwards). Because of the lag year, adjustments are necessary to advance the percentage of the variable T-Yields when sugarcane was produced in 2023 to assure equitable APH yields compared to other Category B APH crops.
  - (a) Added land/new crop/P/T provisions apply to units on which the insured have not actively engaged in farming for a share of the crop's production prior to the 2024 crop year. See [Part 17 Section 7](#).
  - (b) New Producer procedures apply if a person was not actively engaged in farming for a share of the sugarcane production for more than two crop years prior to the 2024 calendar year. See [Part 17 Section 3](#).
  - (c) For units (by practice) on which sugarcane was produced for the 2024 crop year, 2024 is recognized as a crop year with actual yields available, even though they cannot be reported until the 2025 crop year. For new insureds that elected to provide production reports and for carryover insureds who do not qualify as a "New Producer" or the acreage does not qualify as added land, determine the applicable percentage of the T-Yield as follows:
    - (i) if no production history prior to the 2024 crop year can be provided and assigned yield provisions do not apply, the APH Yield is 80 percent of the applicable T-Yield. The APH database is completed using four 80 percent T-Yields;

**B. Determining APH Production (Continued)**

- (ii) if one actual/assigned yield (example: 2023) is applicable, the APH database is completed using one actual/assigned yield and three 90 percent T-Yields;
- (iii) if two actual/assigned yields (example: 2023 and 2022) are applicable, the APH yield is calculated using two actual/assigned yields and two 100 percent T-Yields. Two actual/assigned and two 100 percent T-Yields are entered in the APH database;
- (iv) if three actual/assigned yields (example: 2023, 2022, and 2021) are applicable, the APH yield is calculated using three actual/assigned yields and one 100 percent T-Yield. The three actual/assigned yields and one 100 percent T-Yield are entered in the APH database;
- (v) for carryover insureds, yield limitations apply on a unit basis (by practice) when using the special lag year procedures; and
- (vi) use the yield descriptors as indicated to identify each yield entered in the APH databases.

**C. Acceptable Supporting Documentation**

Boiling house (mill) records must show net tons, net tons per acre, or net pounds of raw sugar. Unit of measure is whole pounds of raw sugar.

- (1) Multiply raw sugar production indicated in net tons by 2,000 to determine pounds of raw sugar. Enter pounds of raw sugar as total production in the production report.
- (2) Determine appraised potential production used for APH purposes in net pounds of raw sugar.
  - (a) To determine potential production in pounds of raw sugar use the following formula:  
  

$$\text{Appraised tons per acre} \times 2,000 \times \text{percent-of-sugar factor} = \text{potential production in pounds of raw sugar.}$$
  - (b) The percent-of-sugar (sucrose) must be determined from:
    - (i) field samples from the same field made by the mill;
    - (ii) acreage harvested from the same field; or
    - (iii) the percent-of-sugar as indicated by a factor on the AD, if the percent-of-sugar from (1) or (2) is not available.
  - (c) Enter the percent-of-sugar used to adjust the production for the most recent crop year in the base period, in the total of the production report.

## 1925 Sunflower Seed

### Additional Unit Structure Options for Sunflower Seed:

- (1) EUs may be elected by type if allowed in the AD. If the insured elects EUs by type, **the insured may not elect** EU or OUs by **any other practice or type**. See [Part 10 Section 3](#) for information on EU by type.
- (2) In addition to, or instead of, establishing OUs as provided in section 34(c) of the BP, separate OUs may be established for each sunflower type (designated in AD and including any type insured by WA).

## 1926 Tobacco

### A. Insurability Requirements

Effective for the 2006 crop year, all tobacco types were converted to a Category B APH crop (insurance plan code 90). Except as otherwise provided in this paragraph, apply standard APH procedures (including added land) for Category B crops to APH yield determinations for the tobacco types shown below.

Crop Code	Crop Name	Crop Type	State
0229****	Flue Cured Tobacco	111	NC, VA
0229****	Flue Cured Tobacco	012, 112	NC
0229****	Flue Cured Tobacco	013	NC, SC
0229****	Flue Cured Tobacco	014	AL, GA, FL
0230****	Fire Cured Tobacco	021	VA
0230****	Fire Cured Tobacco	022, 023	KY, TN
0231	Burley	031	IN, KY, MA, NC, OH, TN, VA, WV
0232	Maryland Tobacco	032	MD, PA
0233****	Dark Air Tobacco	035	KY, TN
0233****	Dark Air Tobacco	036	KY
0233****	Dark Air Tobacco	037	VA
0234	Cigar Filler Tobacco	041	PA
0235****	Cigar Binder Tobacco	054, 055	WI
0235	Cigar Binder Tobacco	051	CT, MA
0235	Cigar Binder Tobacco	052	MA
0236	Cigar Wrapper Tobacco	061	CT, MA

\*\*\*\* In lieu of Para. [1323E](#), carryover insureds with classification yields in a APH database may not recertify acreage and production for that APH database for crop years prior to the 2005 crop year.

**B. Determining APH Production**

- (1) Establishing APH Databases (new producer, new insured, added land, and new crop/P/T APH database). All new APH databases initially established for the 2014 and subsequent crop years will be based on standard APH procedures. Such determinations apply regardless of whether the insured (or FSA FN) was previously classified on an FCI-32 or has other APH databases containing classification yields, see C below for acceptable production records. For the purposes of calculating SA T-Yields for added land/new crop P/T APH databases, approved yields for APH databases containing F-Yields (such as classification yields) should be included in the SA T-Yield calculation, see [Part 17 Section 7](#), added land/new crop P/T APH databases.
- (2) APH procedures regarding yield adjustments (yield substitution), cups, and yield floors, and yield reductions (reductions due to excessive yields, inconsistent yields or different production methods) will apply to tobacco with the following clarifications:
  - (a) do not apply yield substitutions to any classification yields. Substitute yields applied to actual yields are determined using 60 percent of the T-Yield; and
  - (b) insureds with APH databases containing classification yields are considered to have at least five years of actual yields and qualify for the 80 percent yield floor.

**C. Acceptable Supporting Documentation**

- (1) Acceptable production records must be provided by unit/P/T/V as shown on the [AD](#), according to standard APH procedures. Production data may be obtained from grading sheets, settlement sheets, ledger sheets, weight tickets, or other verifiable documentation from a buyer, broker, processor, or storage facility. Such records must show net pounds (minus tare) after grading.
- (2) Using another person's records to establish APH databases will follow standard procedures contained in Para. [1508](#).
- (3) Other acceptable production records as specified in Para. 1508 may be used to establish an APH yield.
- (4) Use harvested production unsold in the crop year produced for APH purposes; however, the AIP must verify unsold tobacco production for use for APH purposes.

---

**1927 Tomatoes, Fresh Market Guaranteed Production**

---

Convert bin count, cartons, crates, bushels or pounds to the equivalent of 25-pound cartons rounded to the nearest whole carton unless otherwise specified in the SP.

- (1) The AIP must determine, through the insured, whether all acreage within the field is planted or if there are any areas of the field that are not planted such as unplanted headlands, field roads, and/or other areas not part of the planting pattern used for spraying and care of the crop, because unplanted acreage is not insurable.

## **1927 Tomatoes, Fresh Market Guaranteed Production (Continued)**

---

- (2) Based on the applicable CP, when the insured reports row widths greater than six feet, the AIP must determine the insurable acreage using the following method:
- (a) divide six by the reported row width (for example, reported eight-foot row width)  $6 \div 8 = 0.750$  factor; and
  - (b) multiply the reported field acres by the factor to establish the insurable acreage that will be entered on the acreage report (for example, reported 20.0 acres within the field multiplied by the factor 0.750 = 15.0 insurable acres).

## **1928 Tomatoes Processing**

---

Only one approved yield is required for Hand Harvest and Machine Harvest practices see Para. 1927 for acreage determinations.

## **1929-1940 (Reserved)**

---



## Section 2: Category C Crops

### 1941 General Information

---

The following procedures provide additional information and exceptions for determining insurability, determining production for APH purposes, acceptable supporting documentation, and special procedures for specific crops/P/T. For crops with quality adjustment provisions, refer to LAM and applicable LASHs when determining production for APH purposes. Production for APH purposes is reported with applicable adjustments according to Para. [1403B](#). Any additional information and exceptions, which does not meet the requirements specified for the crop, may be forwarded to the RO to determine its acceptability.

### 1942 Almonds

---

Delivery statements, pool closing statements or production recaps must show all harvested (whole, chipped and broken in-shell meats) meat pounds (including meat pounds damaged due to uninsured causes of loss) by variety. Pounds of in shell Almonds must be shown separately, by variety and must be converted to meat pounds. See Exh. [18C](#) for conversion factors by variety.

### 1943 Apples

---

#### A. Acceptable Production Evidence for APH

Acceptable production evidence including printouts or receipts from each first handler of the fruit for that crop year must show total marketable (as defined in the policy) production (in bushels, bin count, or weight delivered) by variety.

A printout or receipt from a packing shed, processor, auction, marketing cooperative, jobber, commission merchant, sales broker, pick records, see Para. [1417](#) for acceptable pick records, or a warehouse receipt which shows total production and date of transaction is acceptable. Bin count, cartons, crates or weight must be converted to the appropriate unit of measure.

If insured under the Optional Coverage for Quality Adjustment and a claim for indemnity has been completed, total marketable production from the claim prior to adjustment for quality is used for APH purposes (i.e., U.S. No.1 Processing or better).

**B. Fresh and/or Processing Types**

APH databases are established for apples by fresh and/or processing types as specified in the SPs. Although the APH database will reflect the applicable block(s), the insurable type of fresh or processing may change dependent upon how the apples are insured in the current crop year. In order to establish OUs for the Fresh type, the insured must certify and provide verifiable records to support that at least 50 percent of the production from insurable acreage reported as Fresh apple acreage from each unit, was sold as Fresh apples in one or more of the four most recent crop years, refer to exception in B(2) when producers do not have fresh records by unit. To qualify for fresh apple acreage, apples used for fresh apple slices may be considered fresh if the price received is commensurate with a fresh apple price. Insureds must be able to provide verifiable records when requested by the AIP. These records must indicate the crop, name of the insured, name of the buyer, the minimum production sold as fresh, date the production was sold, the amount of production sold in the applicable unit of measure, and the price. Verifiable records may include: packer or buyer records, or daily sales records, and records from a State Marketing Program. An Apple marketing order from a sales agent, sales cooperative or storage operator is allowable; however, a grower certification or grower report is not allowable since it is not from a third party. See exception for disinterested third-party records in [Part 14](#).

If an AIP is reviewing these verifiable records and they are inconsistent with the applicable APH crop year, then additional records to substantiate production are required.

If only a portion of the total apple acreage is reported as fresh, the total amount of production sold must reflect at least 50 percent of the production being sold as fresh. Such records may be used as verifiable records attributable to that portion of the acreage as fresh.

- (1) An insured may obtain verifiable sales records from the previous producer of the acreage, regardless of whether the previous producer has a share in the current crop year's acreage. The prior producer's verifiable sales records may be used by a carryover insured for any added acreage or by a new insured for insured acreage to meet the fresh apple requirements.

**Example 1:** Insured H is a carryover insured who has certified 5 years of fresh apple acreage and provided production for fresh sales for the same 10 acres of apples. Insured H has added an additional 10 acres of fresh apple acreage from Producer I to their operation with existing mature apple trees to this same unit for the current crop year. Because the acres insured for Insured H has changed from 10 acres of fresh apple acreage to 20 acres of fresh apple acreage for the current year, the insured must be able to show that 50 percent of production from 20 acres was sold as fresh apples in 1 or more of the 4 most recent crop years.

**B. Fresh and/or Processing Types (Continued)**

Since fresh apple acreage and the Quality Option is based on records of sold production, as long as Insured H provides the AIP with verifiable sales records indicating that 50 percent of the production from the 20 acres was sold as fresh apples in 1 or more of the 4 most recent crop years it is insurable. This may require Insured H to obtain verifiable sales records from Producer I demonstrating that apples from Producer I's 10 acres have been sold as fresh apples in 1 or more of the 4 most recent crop years.

**Example 2:** In 2021, Insured J reports two OUs (20 acres each) of fresh apples. Production evidence is available from both units and sales records reflect 50 percent of the total production from both units was sold as fresh. Both units also have APH databases. In 2022, the Insured J adds a third 20-acre unit to the operation, but no production was recorded for the 20 acres and no production from the acres in 2021 was reported for APH purposes. While total production from the original OUs can be used to qualify the original two OUs for fresh coverage, this does not extend to the new OU since no verifiable 2021 production is available from the added 20 acres. In this case, since no production was recorded for the third unit it is not insurable as fresh.

**Example 3:** In 2021, Insured K reports two OUs (10 acres each) of fresh apples. Production evidence is available from both OUs meeting the qualification for fresh apple sales. In 2022, Insured K adds 30 acres to one of the OUs, but no fresh sales records are available. Only one OU with 10 acres meet the qualification for fresh apples. The other OU with added land totaling 40 acres cannot be insured as fresh in 2022 because there are not enough records to support at least 50 percent of the production being sold as fresh as required per procedure.

- (2) While insureds can and do maintain records of production by unit, once apples are delivered to a warehouse (which is often a third party) for later sales and distribution, it may be impractical to track apples by unit. Therefore, insureds who do not have separate records by unit of fresh apple production in one or more of the last four years but do have records of total fresh apple production, may use these records to qualify for the fresh apple price. AIPs may consider records of total production (rather than by unit) from one of the four most recent crop years that reflect fresh apple sales, providing all acres have production reported for APH purposes in the previous crop year, even if the acres were not insured.

**B. Fresh and/or Processing Types (Continued)**

**Example 1:** In 2022, Insured L reports two OUs of processing apple acreage and one OU of Fresh apple acreage for the 2021 crop year. Records of Fresh apple production sold from all apple units can be used as a verifiable record provided the AIP can determine the records of Fresh apple production sold in one of the four most recent years from all of Insured L's units would account for at least 50 percent of the total production from the OU insured as Fresh apple acreage for the 2021 crop year.

**Example 2:** In 2022, Insured M reports fresh apple acreage on three BUs for the 2021 crop year. Insured M is able to provide verifiable records proving at least 50 percent of the total production sold, from all three BUs, were sold as fresh in one or more of the four most recent crop years.

**C. Insuring Both Fresh and Varietal Group Types**

An insured may either insure "Fresh 111" type or another varietal group/variety type as identified within the AD, but an insured may not insure both within the same BU or OU. "Fresh 111" type and a varietal group type or variety type can only be insured under the same policy if the types qualify for separate BU as provided by the BP Section 34.

**Example:** An Apple policy could not contain Fresh Type Unit 0001-0001OU and Varietal Group A Unit 0001-0002OU. If the Fresh Type was crop shared with Producer X and the Varietal Group A was crop shared with Producer Z, both types could be insured on the same policy since they qualify for separate BU: i.e., Fresh Type Unit 0001-0001BU and Varietal Group A Unit 0002-0001BU.

**D. Apple Minimum Value Price**

An insured can elect to insure all Fresh 111 type acreage at either the Established Price or the Minimum Value Price if available in the Prices tab on the AD; a mix of both prices may not be selected. The Catastrophic Price will be based on the Minimum Value Price.

The Minimum Value Price must be elected on or before the SCD and is continuous. The Established Price will be the default price for the Fresh 111 type. A new application is only needed if an insured changes their election.

Cancellation of the Fresh 111 Type Minimum Value Price must occur on or before the cancellation date of the CP. If the policy is transferred to a different AIP, the Minimum Value Price must be elected by the insured and submitted to the AIP on or before the SCD.

## **1944 Avocado, CA**

---

Acceptable Supporting Records: Pool statements, pool summary statements, pack statements or year-end settlement sheets must show the total pounds of marketable avocados delivered. A marketable avocado fruit is one that meets the standards published by the California Department of Food and Agriculture with respect to maturity, defects, size, and weight.

The California APH Avocado CP define a No. 2 avocado as follows: “An avocado fruit that is marketable but that is diverted into processing uses due to visual defects resulting from an insured cause of loss.” Such production is included in the APH yield records since it is marketable. The designation of No. 2 is an informal term used by many in the California industry; there are no published standards for this grade. Accordingly, other terms may be used in the acceptable supporting records. Any avocado that meets the standards published by the California Department of Food and Agriculture is production to count under the terms of the California APH Avocado Program.

## **1945 Avocados, FL**

---

Acceptable marketing records include pool statements, pool summary statements, pack statements, or year-end settlement sheets. These statements must show paid pounds of avocados by type, if applicable. Production must be converted to the appropriate unit of measure. The SP may authorize coverage level and price election by type.

## **1946 Blueberries**

---

Printouts or receipts from a handler must indicate the date, insured’s name, and total production in pounds. Printouts or receipts from a packing operation, processor, auction, marketing cooperative, jobber, commission merchant, sales broker, and pick records (see Para. [1417](#)), warehouse, certified scale receipt (with third party verification), inventory stock sheet, receiving report, grower pay report, grower summary reports must indicate the date of the transaction, insured’s name, and total production.

Total production must indicate unmarketable and marketable production separately. Marketable production must indicate grade and type of production: fresh, processing, or juice. Production indicated as trays, flats, cartons, containers, or quarts must be converted to pounds. The method of conversion must be explained and included with the records. Fresh blueberry package determinations approved by U.S. Highbush Blueberry Council:

**1946 Blueberries (Continued)**

Package Size	Number of Packages Per Flat	Weight Per Flat
3.5 oz. (100 g.)	12	2.6 lbs.
4.4 oz. (125 g.)	12	3.3 lbs.
6.0 oz. or ½ dry pint (170 g.)	12	4.5 lbs.
1 dry pint (12 oz.)	6	4.5 lbs.
1 dry pint (12 oz.)	12	9.0 lbs.
1 dry quart (24 oz.)	6	9.0 lbs.
2 dry quarts (48 oz.)	4	12.0 lbs.
2 lbs.	4	8.0 lbs.
2.3 lbs. (Bulk Pack)	4	9.2 lbs.
2.5 lbs.	4	10.0 lbs.
2.75 lbs.	4	11.0 lbs.
2.75 lbs.	8	22.0 lbs.
5 lbs.	1 carton	5.0 lbs.
10 lbs.	1 carton	10.0 lbs.

**1947 Citrus****A. Arizona and California Citrus Acceptable Marketing Records**

Acceptable marketing records are pool statements, pool summary statements, pack statements or year-end settlement sheets that indicate by crop/type, the number of standard size cartons packed or the net weight of the packed fruit.

- (1) Except for fresh citrus fruit “over-packed” for export markets, cartons are used when fresh citrus fruit is packed into standard size containers (as indicated in the CP) and the marketing records indicate the number of cartons (no adjustments required).

**Example:** Packing records show that 8,120 boxes of the standard container size for the crop/type were packed. 8,120 boxes packed = 8,120 cartons of production for APH and loss adjustment purposes. Disregard the pounds per box (e.g., 40 lbs.) that the processor packed if different than the average net pounds of packed fruit in a standard packed carton for the crop/type (i.e., 38 lbs.).

- (2) Citrus production without marketing records on a carton basis must be converted to cartons on the basis of average net pounds of packed fruit for the standard packed carton.

**Example 1:** Packing records show 90,820 total pounds were packed. The number of boxes of the standard container size packed is not available from the packer. The number of cartons is determined by dividing the total pounds by the average net pounds for the standard container size for the crop/type as indicated in the CP (i.e., 38 lbs.).

**A. Arizona and California Citrus Acceptable Marketing Records (Continued)**

$$90,820 \text{ lbs.} \div 38 \text{ lbs.} = 2,390 \text{ cartons}$$

In order to convert bins to cartons when marketing records are not provided for Navels/Valencia Oranges production on a carton basis, the average net pounds of packed fruit for the standard packed carton is based on the number of field bins multiplied by 925 pounds per field bin, and the results divided by 38 pounds per carton.

**Example 2:** 16 field bins of Navel/Valencia Oranges  $\times$  925 lbs. = 14,800  $\div$  38 lbs. = 389 cartons

In order to convert bins to cartons when marketing records are not provided for Mandarin production on a carton basis, the average net pounds of packed fruit for the standard packed carton is based on the number of field bins multiplied by 825 pounds per field bin, and the results divided by 25 pounds per carton.

**Example 3:** 16 field bins of Mandarins  $\times$  825 lbs. = 13,200  $\div$  25 lbs. = 528 cartons

- (3) Fresh citrus fruit packed in different size containers than indicated in the CP (1/2 carton, holiday packs, 20 lb. bags, etc.) must be converted to standard cartons on the basis of average net pounds of packed fruit for the standard packed carton.
- (4) Fresh citrus fruit “over-packed” for export markets. Some foreign buyers require packers to pack additional fruit into standard size containers (e.g., as much as 50 lbs. of Navel Oranges may be packed in a #58, 38-lb. container) prior to shipment overseas. In these situations, the containers are “over-packed” and the fruit is slightly compressed.

“Over-packed” production must be converted to equivalent standard packed cartons. If the marketing record clearly indicates that the fruit was packed for an export market and the cartons are “over-packed,” the total packed weight must be divided by the average net pounds of fruit specified for the standard packed carton for the crop/type.

**B. Arizona and California Lemons**

The weight of packed fruit (marketable or marketed as fresh fruit) can be determined from sample-grade report or a pack-out report, whichever is available immediately after harvest (or delivery to a processor). To determine the amount of production in a standard shipping container, multiply the number of containers given on the report by the weight of the containers and divide by 40 pounds to determine the number of Standard Packed Cartons.

Pack-out statements or settlement sheets must show pooled tons of citrus by types. Cartons, bins, mesh sacks, net weight receipts, or other units of measurements must be converted to ton equivalents by citrus type.

In order to convert bins to cartons when marketing records are not provided on a carton basis, the average net pounds of packed fruit for the standard packed carton is based on the number of field bins multiplied by 936 pounds per field bin, and the result divided by 40 pounds per carton.

**Example:** 16 Field bins of Lemons  $\times$  936 lbs. = 14,976  $\div$  40 lbs. = 374 cartons

**C. Texas Citrus Fruit**

Records are generally not available by the cancellation date for the most recent crop year. Therefore, there is a one-year lag in the database; for example, for the 2022 crop year, the base period will begin with the 2020 crop year and may contain up to 10 consecutive APH crop years (begin with 2020 and work backwards).

**1948 Cranberries**

---

Truckload weight receipts, berry slips, settlement weight sheets, sales receipts, final or year-end statements from a handler, processor or packing house must indicate net paid barrels of cranberries delivered or stored for each unit.

**1949 Figs**

---

Packer or California Advisory Board Summary Sheet must show net paid pounds of marketable figs (including manufacturing grades). Marketed fresh-fruit production is converted to a dried-fruit basis by dividing the total pounds of fresh fruit by 3.0.

For new insureds and policies, which are being transferred, production evidence of acreage and production must be provided to the verifier.



**A. Supporting Records**

Settlement sheets, sales receipts, machine harvest records, certified scale records, pick records and final or year-end statements from a winery, cannery or processor must indicate net paid tons of Grapes delivered by variety. Converting gallons of wine to tons of grapes does not qualify as acceptable records.

- (1) Remittance or final statement sheets from Raisin packers or the Raisin Administrative Committee must show the net paid tons of clean, dry Raisins; or the number of insured tons of raisins established on a claim for indemnity. Each pound of Raisins converts to 4.5 pounds of green Grapes.
- (2) Production for Grapes harvested before normal maturity or for special uses (i.e., sparkling, botrytis affected, ice-wine, etc.) are used for APH purposes when adequate records are available. The production of such Grapes will be adjusted by the factor calculated by dividing the price per ton for such Grapes by the price per ton for fully mature Grapes of the same type and normal use.

Reduced grape production under tonnage policies also requires reduction in the RO Determined Yields. The insured shall timely report cultural practices that will reduce the insured crop's production from previous levels on the PAW. Reductions in the approved yield will be made based upon the terms of the tonnage policy provided.

- (3) Grapes insured in AZ/CA with type 095 in the AD that receive a WA for price are not considered separate policies for the different types under the 095 type in administering the terms of the CP (e.g., even though a WA may provide different prices for 3 types of grapes insured under type 095, there is only one administrative fee and all types are still considered insured under 095).

**B. Contract Price Example**

Unit 1 has 40 acres total with an approved yield of 4 tons per acre = 160 tons of expected production. Unit 2 has 36 acres total with an approved yield of 3.5 tons per acre = 126 tons of expected production. Unit 3 has 25.5 acres total with an approved yield of 3 tons per acre = 76.5 tons of expected production. The policy has a total of 101.5 acres with an average approved yield of 3.6 tons per acre and a total of 362.5 tons of expected production.

Production based contract for 290 total tons at \$2,100 per ton = \$609,000 total contract value. Non-contracted 72.5 tons at the price election of \$1,622 per ton = \$117,595. Total value of contracted and non-contracted tons = \$726,595. Total value of \$726,595 divided by the total expected production = \$2,004 weighted average price.

## 1950 Grapes (Continued)

---

### B. Contract **Price** Example (Continued)

Contract states all production from 90 acres will be purchased at a price of \$7,000 per acre. Average approved yield of 3.6 tons for 90 acres = 324 contracted tons. Total expected tons of 362.5 minus 324 contracted tons = 38.5 non-contracted tons. Total contract value of \$7,000 divided by 3.6 average approved yield = \$1,944 contract price. Contract price of \$1,944 per ton for 324 tons = \$630,000 total contracted value. Non-contracted 38.5 tons with a price election of \$1,622 = \$62,447 total non-contracted value. Total value of \$692,447 divided by the total expected production = \$1,910 weighted average price.

## 1951 Table Grapes

---

Packing house records must be settlement sheets, receiving statements, final sales statements from broker or Table Grape Commission records. Records must show the number of packed lugs by variety. If the fruit is packed in other than standard weight lugs (as stated in the CP), the net weight of the lugs must be noted.

Production of Table Grapes damaged by insured causes that could be marketed for any use other than Table Grapes is determined by multiplying the number of tons that could be marketed by the total value per ton of the damaged Table Grapes or \$50.00 per ton, whichever is greater, and dividing that result by the highest price election available on the **AD** for the type.

## 1952 Macadamia Nuts

---

Delivery records, production recaps or sales receipts from processors must indicate weight of sound wet-in-shell nuts by variety, which excludes immature, unsound nuts (floaters and peewees), and foreign material.

Sound wet-in-shell is defined as the weight of the macadamia nuts as they are removed from the orchard with the nutmeats in the shells after removal of the husk and before being dried.

- (1) Pick records which indicate total acres and production by crop, crop year and unit (see Para. [1417](#) for acceptable pick records) are acceptable if supported by records indicated above and show the information required.
- (2) Records are generally not available by the cancellation date for the most recent crop year. Therefore, there is a one-year lag in the database; for example, for the 2022 crop year, the base period will begin with the 2020 crop year and may contain up to 10 APH consecutive crop years (begin with 2020 and work backwards).

**A. Production Evidence for APH**

Production evidence may include a printout or receipt from each first handler of the fruit for that crop year. A printout or receipt from a packing shed, processor, auction, marketing cooperative, jobber, commission merchant, sales broker, pick records (see Para. [1417](#)) or a warehouse receipt which shows total production and date of transaction is acceptable. Bin count, cartons, crates or weight must be converted to the appropriate unit of measure.

**B. OUs by Fresh and/or Processing Types**

OUs are available for Peaches by Fresh Peach Production and/or Processing Peach Production as specified in the SPs. In order to establish OUs for Fresh peach production, the insured must certify and, if requested by the AIP, provide verifiable records to support that at least 50 percent of the production from acreage reported as Fresh peach acreage, was sold as Fresh peaches in one or more of the four most recent crop years.

These records must indicate the crop, name of the insured, name of the buyer, the minimum production sold as fresh, date the production was sold, the amount of production sold in the applicable unit of measure, and the price. Verifiable records may include: packer or buyer records, daily sales records, and records from a State Marketing Program.

**Exception:** If there are no processing peach outlets in the area [i.e., other similarly situated producers in the area (e.g., same crop/practice)] and there is no question that peaches are direct marketed or sold to retailers as fresh peaches, there should be no prerequisite requirement to request such records.

---

1954 Pears

Certified records including printouts or receipts from each first handler of the fruit for that crop year must show total production in tons by type. A printout or receipt from a packing shed, processor, auction, marketing cooperative, jobber, commission merchant, sales broker, pick records, see Para. 1417 or a warehouse receipt which shows total production and date of transaction is acceptable. Bin count, cartons, crates or weight must be converted to the appropriate unit of measure.

**A. California Only**

Production for APH purposes must be reported for the applicable grade: first grade canning, U.S. #1 (Summer, Fall, or Processing Pears), Extra #1 or U.S #1 (Winter Pears). If records certified by the production reporting date do not include production by grade, use the following grade factors to convert field run production to production to count for APH purposes: Type I = 85 percent, and Type II = 80 percent.

If the grade is certified after the production reporting date, it will be included in the next year's update.

- (1) Actual grade and price record. If an insured provides actual grade and price records by the production reporting date that result in a higher APH yield than using the above factors, the higher yield must be used.

## 1954 Pears (Continued)

---

### A. California Only (Continued)

- (2) A production level of at least 6.25 tons per acre of field run production in at least one of the four previous crop years is sufficient to satisfy the requirement of 5.0 tons per acre at the applicable grade.

### B. All States except California

Regardless of whether acreage is insured under the Fresh Pear Quality Adjustment Endorsement or not, field-run marketable production is applicable. However, beginning with the 2015 CY all pear trees in the unit insured under the Fresh Pear Quality Adjustment Endorsement are required to be managed for the production of fresh market pears.

If a claim for indemnity has been completed, total marketable production from the claim prior to adjustment for the pear quality endorsement is used for APH purposes.

## 1955 Pistachios

---

Acceptable supporting records for delivered pistachios include delivery statements, pool closing statements or production recaps or settlement reports provided by the processor only if the records clearly identify the production unit. All records, regardless of the record type, must include the assessed weight according to the regulations of the Administrative Committee for Pistachios.

## 1956 Prunes

---

The unit of measure is tons (to the nearest tenth) of natural condition (dried) Prunes. Advance payment summary sheets must show, by variety, net paid weight, which grades standard or better. Marketed fresh-fruit production is converted to a dried-fruit basis by dividing the total tons of fresh fruit by 3.0.

## 1957 Stonefruit

---

### A. Processing Cling Peaches

Must meet minimum standards as specified in the SP and include all production accepted (marketed by processor). Damaged production from alternative uses (i.e., juice) can be converted to a processing ton equivalent using the procedures outlined in D below. Fresh records may be used for the processing type elected.

### B. Processing Apricots and Freestone Peaches

Must meet minimum standards as specified in the SP and include all production accepted (marketed by processor). Damaged production from alternative uses (i.e., puree or juice) can be converted to a processing ton equivalent using the procedures outlined in D below.

Fresh records may be used for the processing crop elected.

**C. Fresh Freestone Peaches, Fresh Apricots, Fresh Nectarines, and Fresh Plums**

Certified records may include a printout or receipt from each first handler of the fruit for the crop year. A printout or receipt from a packing shed, processor, auction, marketing cooperative, jobber, commission merchant, sales broker, pick records see Para. [1417](#) or a warehouse receipts are acceptable.

Bin count, cartons, crates, lugs, or irregular sizes or weight must be converted to the appropriate unit of measure. Must meet minimum standards as specified in the SP and include all production accepted (marketed by packer).

Production from alternative uses other than fresh can be converted to a fresh lug equivalent using the procedures outlined in D below. Processing production where the primary intent was processing may not be converted to fresh production. If the insured intends to harvest the fresh crop policy as processing, the AIP must be notified so that a fresh equivalent may be determined. AIPs should advise insureds appropriately regarding the terms and production reporting requirements of the policy to deter a producer from receiving assigned yields for unacceptable production reports.

**D. Damaged Production**

Damaged production from alternative uses is used for APH purposes when adequate records are available.

Production of fresh or processing stonefruit that could be marketed for any use other than fresh or processing stonefruit is determined by dividing the value per lug or ton of marketable production minus the harvest cost value from the SP by the highest price election multiply the result by the quantity of such production.

**Note 1:** If this value is less than 75 percent of the marketable value of undamaged production.

**Note 2:** Production and value must be converted into the proper unit measurement for calculation.

---

**1958 Walnuts**

---

Delivery records, production recaps or sales receipts from processors must indicate the net weight of in shell walnuts by variety.

---

**1959-2000 (Reserved)**

---

## PART 20: CATEGORY D CROPS

### Section 1: Insurability

#### 2001 General Information

---

Dollar Plans of insurance provide for certain crops, protection against declining value due to damage that causes a yield shortfall. The amount of insurance is based on the cost of growing a crop in a specific area. A loss occurs when an annual crop value is less than the amount of insurance due to a production loss.

This plan offers the insured the opportunity to select one of several dollar amounts of insurance. Maps, included in the [AD](#), may be used to determine the coverage options and premium rates.

Category D crops include: Florida citrus, Florida fruit tree, forage seeding, Hawaii tropical tree (banana tree, coffee tree, and papaya tree), hybrid seed corn, [hybrid seed rice, hybrid specialty seed](#), hybrid sorghum seed, [hybrid vegetable seed](#), peppers, raisins, sweet corn (Fresh Market), and tomatoes (Fresh Market - Dollar Plan).

Other parts of the CIH are applicable including Part [18](#) for the following perennial crops: Florida citrus, Florida fruit tree, Hawaii tropical tree, and raisins, unless an exception is provided in Part 20.

See [Part 22](#) and Exh. [22](#) for information on RO Determined Yields.

#### 2002 Production Reports

---

The Dollar Plan of Insurance guarantee is established by using the insured's election percentage of the maximum dollar amount provided in the actuarial document. There are no underwriting requirements for production reports to qualify for OUs.

Although production records are not required to establish the insurance guarantee, they may be necessary for loss purposes. Refer to the applicable loss adjustment directives.

#### 2003 OU for Raisins

---

Raisins may be divided into more than one OU if, for each proposed OU:

- (1) the insured maintains written, verifiable records (tray counts are acceptable) of raisin production for at least the previous crop year; and
- (2) the acreage of insured raisins is located on non-contiguous land.

#### 2004 Unit Division for Florida Fruit Tree

---

BUs may be established in accordance with the BP for each crop insured under the FFT CP. OUs may be established in accordance with the BP, except that OUs by irrigated and non-irrigated practices are not applicable. In addition to or instead of establishing OU by section, section equivalent, and/or FSA FN or by organic and conventional practices in accordance with the BP, OUs may be established either by one of the following, but not both:

## **2004 Unit Division for Florida Fruit Tree (Continued)**

---

- (1) non-contiguous land; or
- (2) the contiguous land method which requires a separate identifiable block of trees located on contiguous land that contains the minimum number of acres of trees specified in the SP.

If optional units are established using the contiguous land method, each OU must contain the minimum number of acres of trees specified in the SP and be a block or blocks identified by a discernible boundary. These boundaries are identifiable physical land features such as a windbreak; public, private, or field road; drainage ditch; stream; ravine; vegetative area (e.g., woods, wetland, grassland, etc.); or other similar physical feature.

## **2005 Unit Division for Hawaii Tropical Tree (HTT)**

---

BUs may be established in accordance with the BP for each crop insured under the HTT CP; however, EU and WU are not applicable. OUs may be established in accordance with the BP, except by irrigated and non-irrigated practices. In lieu of establishing OU by section, section equivalent, or FSA FN applicable, OUs may be established by noncontiguous land or by type for all crops, if types are provided in the SP.

## **2006-2010 (Reserved)**

---

The PAW is an insured's self-certification of the planting and other conditions of the perennial crop used by the AIP to determine insurability and other requirements in accordance with the policy.

Florida citrus fruit, Florida fruit tree, and Hawaii tropical tree requires a PAW.

#### A. PAW Requirements

A PAW is required for each unit. For Florida citrus fruit, the insured must complete and submit a PAW every year by the ARD. For Florida fruit tree and Hawaii tropical tree, the insured is not required to submit a new PAW in subsequent years of coverage, unless changes occur which alter the number of trees and/or stage-block. However, the insured may use the original worksheet to certify no changes have occurred. If the insured does not complete and submit a PAW when required, the AIP must:

- (1) obtain the required information from the insured;
- (2) conduct a PAIR or a PAW for Florida fruit tree to determine the required information; or
- (3) deny coverage for the applicable crop year.

The AIP representative may assist the insured with completion of the PAW.

#### B. Florida Citrus Fruit PAW Completion Instructions

- (1) Block Number

Enter the block number (i.e., 001).

If separate information is available by individual block, separate line entries may be made on the PAW.

Reporting by block number is required for each homogenous planting pattern of the citrus fruit group.

Prepare a sketch map or provide an aerial map identifying the location of each block. Designate a unique number for each block reported. Enter these numbers along with the block number in the block number column. Complete the items applicable to the crop for each block.

- (2) Unit Number

Enter the appropriate unit number. BUs and OUs are allowable as provided by the Florida Citrus Fruit CP.



**B. Florida Citrus Fruit PAW Completion Instructions (Continued)**

(3) Crop and Type

Identify crop, commodity type, group, subclass, and/or intended use as listed in the actuarial document(s). Separate line entries may be made, if applicable.

(4) Practice

Enter the practice as provided in the [AD](#).

(5) Date Set Out/Grafted

Enter the date the trees were set out/grafted.

(6) Number of Trees Top-worked/Buckhorned

Enter the number of trees top-worked or buckhorned within the last five policy years, if applicable.

(7) Month/Year Top-worked or Buckhorned

Enter the month and year of top-working or buckhorning that occurred within the last five policy years, if applicable; otherwise, enter N/A.

(8) Number of Trees

Enter the number of insurable trees that make up the block. See Section 6b of the CP.

(9) Tree Spacing

Average tree spacing (in feet) and/or pattern within this block (example 25 × 20).

Example: If trees are being interplanted as a part of a tree replacement program and the in-row spacing changes to 12.5, update the tree spacing to 12.5 ft. × 20 ft.

(10) Planting Pattern

Designate the applicable planting pattern by entering one of the following:

“S” for Square Planting Pattern;

“B” for Hedgerow or Border Planting Pattern;

“Q” for Quincunx Planting Pattern;

“H” for Hexagonal Planting Pattern;

“D” for Double Row Planting Pattern; or

“O” for Other Planting Pattern.

**B. Florida Citrus Fruit PAW Completion Instructions (Continued)****(11) Number of Trees per Acre**

Calculate the number of trees per acre as follows:

Number of square feet per acre ÷ number of square feet per tree (based on the current planting pattern).

**Example:** There are 43,560 square feet per acre. Based on a tree spacing of 20 × 20, the number of square feet per tree = 400 square ft., the number of trees per acre is calculated as 43,560 square ft. per acre ÷ 400 square ft. per tree = 109 trees per acre.

Or, if trees are being interplanted as a part of a tree replacement program and the spacing changes to 10 × 20 = 200 sq. ft., per tree, the correct number of trees per acres becomes 43,560 sq. ft. per acre ÷ 200 sq. ft. = 218 trees per acre.

**(12) Acres in Block**

Number of insurable acres, rounded to tenths.

**(13) Percent Stand**

The **applicant**/insured must calculate the percent stand from the most recent planting pattern and planted acres (not to exceed 100% of field acres).

Calculate the percent stand by dividing the number of insurable trees by the product of the number of trees per acre multiplied by the acres in the block.

**Example:** 10 acres were initially planted in an 18 × 20 planting pattern with 121 trees per acre. The **applicant**/insured reports 975 trees; the percent stand would be 80 percent [968 trees / (121 trees ÷ acre × 10 acres)].

The percent stand column would display 80% stand and in the acres column there would be 10 acres. The Acreage Report would reflect 8.0 insurable acres due to the removal of 2.0 acres of trees.

**(14) Insurable or Uninsurable**

Designate whether the block has met the insurability requirements. Refer to the policy provisions, the actuarial document(s), and this procedure for determining insurable and uninsurable acreage. Uninsurable trees are to be excluded before determination. Acreage must be reported as uninsurable when minimum age requirements are not met.

Each homogenous planting pattern is reported as a plot. A homogenous planting pattern of a citrus fruit group may consist of different tree age classes (i.e., 5 years, 6 to 8 years, or 9 years and above).

**B. Florida Citrus Fruit PAW Completion Instructions (Continued)**

- (a) For age classes within the plot that cannot be separately plotted (subplots), use the age class with the greatest percentage of insurable trees in the plot to determine the amount of insurance.
- (b) If the age classes within the plot can be separately plotted, the insurable acreage and amount of insurance are determined for each age class and reported on that basis.

(15) Totals for Acres in Block, Number of Trees, and Number of Trees per Acre

This is the last row in the table on the form, used to enter the summation of the total acres in block, total number of trees, and number of trees per acre.

The following questions (16)-(23) are to be completed by the **applicant/insured** with the assistance of the AIP representative.

(16) Date of Last Inspection

Provide the date when the last inspection of the unit was performed, if applicable.

(17) Has the dollar amount of insurance for the insured crop been previously adjusted due to a reduction of the crop's production potential?

If an AIP or RMA has previously adjusted the dollar amount of insurance for the insured crop due to a reduction of the crop's production potential which resulted in a comparable loss in yield in one or more of the last five years, the **applicant/insured** must identify the year and answer "YES," and provide all applicable Acreage Reports reflecting these reductions and/or adjustments.

**Note:** AIPs may use PHTS for prior year Acreage Reports.

(18) Has an adjustment been applied to the crop's insurable acres resulted in a comparable reduction in yield?

If an adjustment has been applied to the crop's insurable acres by an AIP and/or RMA resulted in a comparable reduction in yield in one or more of the last five years, the **applicant/insured** must identify the year and answer "YES," and provide all applicable Acreage Reports reflecting these reductions and/or adjustments.

**Note:** AIPs may use PHTS for prior year Acreage Reports.

(19) Has damage (e.g., disease, hail, freeze) occurred to the trees that will reduce the **applicant/insured** crop's production?

**B. Florida Citrus Fruit PAW Completion Instructions (Continued)**

If any damage (i.e., disease, hail, freeze) has occurred, including canopy damage, that will reduce the crop's production by more than 10 percent relative to when the last PAIR was performed, or when the last liability reduction was made (e.g., loss of canopy which was previously reduced at the time of loss and/or by RO Determination) the applicant/insured must answer "YES." If requested by the AIP and/or the RO, hard copy records of acreage and production are required. These records may be necessary to assess the productive capability of the grove.

- (20) Have cultural practices or production methods (e.g., heavy pruning, transitioning to organic) been performed that will reduce the applicant/insured crop's production?

If changes in cultural practices or production methods (e.g., heavy pruning, transitioning to organic, etc.) have been performed that will reduce the crop's production by more than 10 percent relative to when the last PAIR was performed or when the last liability reduction was made (e.g., loss determination), the applicant/insured must answer "YES." If requested by the AIP and/or the RO, hard copy records of acreage and production are required. These records may be necessary to assess the productive capability of the grove.

- (21) Have trees been removed, buckhorned, top-worked or replaced with uninsurable trees resulting in a change of the original plant stand for any reported insurable acreage?

If trees have been removed, buckhorned, top-worked or replaced with uninsurable trees resulting in a change of more than 10 percent of the original plant stand for any reported insurable acreage or relative to when the last PAIR was performed or when the last liability reduction was made (e.g., loss determination), the applicant/insured must answer "YES." If requested by the AIP or the RO, hard copy records of acreage and production are required. These records are sometimes necessary to assess the productive capability of the grove.

- (22) Estimated Production Boxes

By block, enter an estimate of the expected production for the acreage. Acreage with a potential of less than 100 boxes may be excluded from insurance.

If the land is excluded, it is considered not insured; if it is insured, it is considered to have produced 100 boxes per acre see Sec. 6(C) & (D) of the Florida Citrus Fruit CP.

**C. Florida Fruit Tree PAW Completion Instructions**

Applicant/Insureds must report trees by block on the Florida Fruit Tree PAW.

- (1) For the blocks in which 75% or more of the trees are the same stage, the applicant/insured may report the block as one stage-block.

**C. Florida Fruit Tree PAW Completion Instructions (Continued)**

**Example 1:** An applicant/insured has one unit of early oranges with 400 stage III trees, 50 stage II trees, and 50 stage I trees.

The block may be reported as follows:

Block No.	Stage-Block	Stage	No. of Trees
1	1-III	III	500

The applicant/insured elects a 75% coverage level. The stage III tree reference price is \$50 and the maximum CTVE reference price is \$65.

Amount of protection Base =  $(500 \times \$50) \times 75\% = \$18,750$

Amount of protection CTVE =  $(500 \times \$65) \times 75\% = \$24,375$

**Example 2:** The 50 stage I trees in the preceding example could be reported as a separate block if there were a distinct change in planting pattern in one area of the grove (e.g., end rows at the edge of a grove).

The applicant/insured may report the blocks as follows:

Block No.	Stage-Block	Stage	No. of Trees
1	1-III	III	450
2	2-I	I	50

The stage I tree reference price is \$25.

Amount of protection Base =  $((450 \times \$50) + (50 \times \$25)) \times 75\% = \$17,813$

Amount of protection CTVE =  $(450 \times \$65) \times 75\% = \$21,938$

The CTVE Amount of Protection includes only the stage-III block. Stage-I blocks are not eligible for the CTVE.

- (2) For blocks in which less than 75% of the trees are the same stage, the applicant/insured must separate the blocks into stage-blocks and report the number of trees in each stage-block.

**Example:** An applicant/insured has one unit of early oranges with 300 stage III trees, 100 stage II trees, and 100 stage I trees.

The block must be reported as follows:

Block No.	Stage-Block	Stage	No. of Trees
1	1-III	III	300
1	1-II	II	100
1	1-I	I	100

**C. Florida Fruit Tree PAW Completion Instructions (Continued)**

- (3) If the trees described were interplanted, show the three stage-blocks in the same location on the Grove Location Plat Map. The following questions are to be completed by the **applicant**/insured with the assistance of the AIP representative.

(a) Legal Description

Section: Enter the legal description (section number for the grove). Complete a separate worksheet for each section. List all section numbers in the "Remarks" section of the PAW.

Township: Enter the legal description (township number) for the grove location.

Range: Enter the legal description (range number) for the grove location.

(b) Unit Number

Enter the eight-digit number (e.g., 0001-0001) and alpha designation of the unit type (e.g., OU).

(c) Block Number

By line, enter the block number as identified on the grove identification map. Separate block numbers are required for each insured crop, and for the types presented in the SP to obtain CTVE coverage.

(d) Crop

Enter the insured crop name as specified on the ADs.

(e) Type

Enter the name of type as specified on the ADs.

(f) Date Set Out/Grafted

Enter the month and year of set out for the trees in each of the tree stages shown on separate line. If the trees of a stage were set out in different years, enter the date when most of the trees were set out.

(g) Trees per Acre

Enter the number of trees per acre to determine the density.

(h) Tree Age

Enter the tree age in years for the trees in each of the tree stages shown on separate lines.

**C. Florida Fruit Tree PAW Completion Instructions (Continued)**

(i) Acres in Block

Enter the number of acres in the block, rounded to the nearest tenth.

(j) Tree Spacing

Enter the average tree spacing, for the block. Enter “varying” if wide variation exists.

(k) Tree Count

Enter the total number of trees in the block. If it impractical to accurately determine the number of trees enter and estimate and identify it as “est.”

(l) Tree Stage

The stages (I, II, III) are shown on separate lines of the worksheet.

(m) Number of Trees

Enter the number of trees in each stage on separate lines.

(n) Percent of Trees

In each line, enter the result of dividing the number of trees by the tree Count for the block and multiply by 100. Round the result to the nearest whole number.

(o) Stage Block Number

Determine if the block should be reported as one or more stage blocks. If the percentage of trees reported is at least 75 percent, report the block as one stage block. If none of the percentages reported is at least 75 percent report the block as two or three stage blocks. Denote the stage-block on each line by the block number and tree stage. For example, if the block is No.1 and 80 percent of the trees in the block are stage III, record the stage block number as 1-III on each line; if the block is No. 2 and 50 percent of the trees in the block are stage III and 50 percent are stage I, record the stage-block numbers as 2-III and 2-I, respectively.

(p) Remarks

Note any of the following that may apply:

Enter notes pertinent to the grove certification, such as the source of information used to complete the worksheet, method of determining tree numbers, and description of the grove.

**C. Florida Fruit Tree PAW Completion Instructions (Continued)**

Once the initial certification (worksheet and grove location plat map) has been provided, carryover insureds should self-certify in the “Remarks” section of the original PAW that no change has occurred. The insured should write, “No change for XXXX CY,” initial and date.

If changes occur in any CY that alter the stage-block designations or the number of trees in each stage block, the insured should complete a revised worksheet and grove location plat map for any blocks of trees that the change affects. The insured should note the revisions and enter the date.

**D. Hawaii Tropical Tree PAW Completion Instructions**

Hawaii Tropical Tree will use the same PAW procedures as the Florida Fruit Tree PAW, and the Hawaii Tropical Tree PAW can be combined with the Hawaii Tropical Fruit PAW if all the individual requirements are met for both including deadlines (e.g., coffee and coffee tree). The elements and procedures in Para. [2011C\(3\)](#) are applicable except stage block number. In additional Tree Stage will be defined as Growth Stages of 1, 2, 3, or 4.

In addition, if added land acreage and/or tree count increases ten percent or more with in an existing unit a PAIR is required. See [Para. 2014A](#) for applicable other applicable procedures.

---

**2012 Maps**

---

This paragraph is applicable for Florida citrus fruit block map, Florida fruit tree grove identification map, and Hawaii tropical tree orchard location plat map. All of the various types will be reference by map unless otherwise noted by specific name. See an example in Exh. [20G](#).

**A. Map Requirements**

A map of the acreage must be prepared by the insured in addition to the PAW.

- (1) A map is required from all new insureds.
- (2) Carryover insureds must update the map in subsequent crop years when changes occur to the grove or orchard, such as significant interplantings, tree removal/replacement, top-working, etc.
- (3) Significant interplantings, uninsurable trees, and trees of differing ages and tree spacing must be recorded in order to determine the appropriate amount of insurance and insurable acreage.



**A. Map Requirements (Continued)**

- (4) The insured or AIP can choose to draw the map on a separate form or may use GPS technology in conjunction with satellite imagery or aerial photos which clearly identify roads and field boundaries. The information contained on the map may be overlaid on a digital photo, where the insured may identify roads, field boundaries, plot locations and plot numbers.

**B. Form Requirements**

The applicant also provides a map that shows locations of the stage-blocks identified in the worksheet if CP or SP specify stage-blocks. The following information is to be completed by the applicant/insured with the assistance of the AIP representative.

- (1) Applicant's/Insured's Name

- (2) Legal Description

Section: Enter the legal description (section number for the grove/orchard).

Township: Enter the legal description (township number) for the grove/orchard location.

Range: Enter the legal description (range number) for the grove/orchard location.

- (3) Unit Number

Enter the eight-digit number (e.g., 0001-0001) and alpha designation of the unit type (e.g., OU).

- (4) Sections

Identify the acreage to be mapped using a grove or orchard designation.

- (5) Sub-groves/orchard (or block)

Groves or orchards should be separated into sub-groves/orchard or blocks as defined in the CIH according to tree age and type.

Outline grove or orchard location or sub-grove/orchard location and identify each sub-grove/orchard by number and letter (e.g., 1A), if applicable. Draw grove, orchard or sub-groves/orchard in actual shapes and as close to scale as possible. Indicate which acreage has been excluded from coverage by outlining it and labeling it as "excluded" (uninsurable).

Outline land ownership boundaries for each grove or orchard involved. Indicate land ownership across grove or orchard boundaries.

- (6) Use continuation plat maps to identify additional grove or grove locations, as required.

**C. Form Completion Instructions**

Below is the information for completion:

- (1) Enter the name of the applicant/insured.
- (2) Enter the county in which the insured trees are located.
- (3) Enter the policy number.
- (4) Enter the crop and type as specified on the AD.
- (5) Enter the unit number.
- (6) Enter the applicant's/insured's address.
- (7) Maps: Cross through "Section" and identify the acreage to be mapped using a grove or orchard designation.
  - (a) Groves or orchards should be separated into sub-groves/orchard or blocks as defined in the CIH according to tree age and type.
  - (b) Outline grove or orchard location or sub-grove/orchard location and identify each sub-grove/orchard by number and letter (e.g., 1A), if applicable. Draw grove, orchard, or sub-groves/orchard in actual shapes and as close to scale as possible. Indicate which acreage has been excluded from coverage by outlining it and labeling it as "excluded" (uninsurable).
  - (c) Outline land ownership boundaries for each grove, sub-grove, or orchard involved. Indicate land ownership across grove or orchard boundaries.
- (8) Page numbers (Example: Page 1 of 1, Page 1 of 2, etc.).

**2013 PAIR Florida Citrus Fruit**

---

Florida citrus fruit may require a PAIR. The PAIR must be completed within 60 calendar days after the ARD.

When an AIP expects that PAIRs cannot be completed within the established deadline, they must notify the RO in writing to request an extension of the PAIR deadline. The request must include the reason for the extension. The RO may establish a revised deadline based upon the information provided with the AIP's request.

**A. Florida Citrus Fruit PAIR Triggers**

- (1) The AIP must complete a PAIR and request a RO Determined Yield when any of the following triggers are met:

**A. Florida Citrus Fruit PAIR Triggers (Continued)**

- (a) When any damage (i.e., disease, hail, freeze) has occurred that will reduce the insured crop's production by 15 percent or more (after accounting for acreage reduction), see Para. [2041](#), relative to when the last PAIR was performed or when the last liability reduction was made (e.g., loss determination).

**Example:** A 100-acre grove was established in 2002. In 2018, a claim for tree loss due to freeze resulted in a reduction of 20 acres, leaving 80 insurable acres. On the 2022 PAW, the insured acknowledged damage to those 80 acres of trees as a result of tree disease.

The damage resulted in a reduction of crop production potential by 15 percent or more of the 2018 tree stand (the last time a PAIR was performed); therefore, a new PAIR is required and a RO Determined Yield must be requested.

If a reduction of more than 10 percent in crop production potential (see Para. [2041D](#)) is due to tree removal alone, the AIP will reduce the acreage based on the original planting pattern following the acreage determination procedure (see Para. 2041) without the requirement for a RO Determined Yield request.

- (b) When production methods or cultural practices have reduced production by 15 percent or more relative to when the last PAIR was performed or when the last liability reduction was made, e.g., loss determination.

**Example:** To assess the reduction in production determine if the average canopy damage or removal through severe pruning across the grove is either: 1) 15 percent or greater or 2) greater than or equal to one-sixth of the typically pruned canopy volume.

**Exception:** If an acreage reduction is required as a result of procedure performed in A(1)(a) and (b) above, AIPs must adjust the insureds acreage to determine if the adjustment, see Para. [2041C](#) and D, constitutes a RO Determined Yield request.

After the acreage reduction the AIP determines the crop production will be reduced by 9 percent or less, the PAW should be corrected by the AIP and no adjustment should be made;

If after the acreage reduction the AIP determines the crop production will be reduced by 10-14 percent, the AIP must adjust the acreage and a RO Determined Yield request is not required; or

If after the acreage reduction the AIP determines the crop production will be reduced by 15 percent or more, the AIP must submit a RO Determined Yield request.

**A. Florida Citrus Fruit PAIR Triggers (Continued)**

- (2) The AIP must complete a PAIR and no RO Determined Yield request is required in the following situations.
- (a) When trees have been removed or replaced with uninsurable trees, resulting in a change of 15 percent or more of the plant stand for any reported insurable acreage relative to when the last PAIR was performed or when the last liability reduction was made, e.g., loss determination.
  - (b) For added land units, land not previously in the operation that will increase the insured's acreage by 15 percent or more from the previous crop year.
  - (c) For carryover policies when the insured transfers to a different AIP, unless the PAIR is provided by the ceding AIP.
  - (d) When spot checks are completed.
  - (e) For new insureds.
  - (f) When requested by RMA.

**B. PAIR Requiring a RO Determined Yield Request**

In addition to A(1), if the AIP has adjusted the insured's insurable acres and determines that a reduction in the crop's production potential of 15 percent or more on the remaining acres still exists, see Para. [2041](#) e.g., due to canopy damage that can be remediated through severe pruning or other cultural measures, a RO Determined Yield request is required and a reduction in the applicable amount of insurance may be required, see Para. [2041D](#) and [2043](#).

**C. Previous Adjustment(s) to the Dollar Amount of Insurance**

The insured crop's dollar amount of insurance was previously adjusted:

- (1) due to a reduction of the crop's production potential; and/or
- (2) an adjustment to the crop's insurable acres which resulted in a comparable loss in yield see Para. 2043.

In one or more of the last five years, then the AIP apply the reductions to the dollar amount of insurance on the current Acreage Report, see Para. [2043](#), unless an increase to the dollar amount of insurance has been provided by the RO, see Para. [2041](#), or further reduction has occurred which results in an additional RO Determined Yield Request.

**D. Processing Acreage Reports**

Acreage reports cannot be processed until:

- (1) AIP completes review of documentation;

**D. Processing Acreage Reports (Continued)**

- (2) AIP initials any corrections found during review of a Florida Citrus PAIR on the PAW; and
- (3) Any insurability determinations, including RO Determined Yields, are completed.

**E. PAIR Completion Instructions**

The AIP or a person performing the inspection on behalf of the AIP will conduct the PAIR. The person completing the inspection must possess training equivalent to that of a loss adjuster.

- (1) County and Policy Number

Enter county and policy number to which the acreage pertains.

- (2) Applicant's/Insured's Name, Address, and Phone Number

Enter applicant's/Insured's name, address, and phone number.

- (3) Legal Description

Enter the section, township and range, or other descriptions for land if rectangular survey is not applicable. This may include GPS coordinates or other land identification.

If additional space is needed, attach a supplemental sheet.

- (4) Name of Owner

Enter the names of other owners with an insurable share in the crop acreage (not SBIs). If none, enter "None."

- (5) Name of Operator

Enter the name of the operator(s).

- (6) Crop Year

Enter the appropriate year.

- (7) Date Set Out/Grafted

Enter the date the trees were set out/grafted.

- (8) Month/Year Top-worked or Buckhorned

Enter the month and year of top-working or buckhorning, if applicable, and enter the comment "top-worked" or "buckhorned" for trees top-worked or buckhorned within the last five policy crop years.

**E. PAIR Completion Instructions (Continued)**

(9) Planting Pattern

Designate the applicable planting pattern by entering one of the following:

“S” for Square Planting Pattern;

“B” for Hedgerow or Border Planting Pattern;

“Q” for Quincunx Planting Pattern;

“H” for Hexagonal Planting Pattern;

“D” for Double Row Planting Pattern; or

“O” for Other Planting Pattern.

(10) Type

Identify commodity type, group, subclass, and/or intended use as listed in the actuarial document(s). Separate line entries may be made, if applicable.

(11) Unit Number

Enter the appropriate Unit Number. BUs and OUs are allowable as defined in the Florida Citrus Fruit CP.

(12) Block Number

By line, enter the block number as identified on the block map.

Separate block numbers are required for each citrus fruit group within the insured crop and homogenous planting pattern of the citrus fruit group.

A homogenous planting pattern of a variety may or may not consist of different tree age classes (i.e., 5 years, 6-8 years, or 9 years and above).

For age classes within the block that cannot be separately plotted (subplots), use the age class with the greatest percentage of insurable trees in the block to determine the amount of insurance.

If the age classes within the block can be separately plotted (drawn out), the insurable acreage and amount of insurance are determined for each age class and reported on that basis.

(13) Acres in Block

Enter the insurable block acres, rounded to the nearest tenth.

For a block with percent stand of less than 90%, reduce the acreage by multiplying the total land acreage by the percent stand.

**Example:** For a 10-acre block after exclusion of canals or grove service roads with a 74% plant stand, the insurable acreage is 7.4 acres.

**E. PAIR Completion Instructions (Continued)**

Drainage ditches and/or canals outside the planting pattern are not considered insurable acres.

(14) Tree Spacing

Enter the average tree spacing, in whole feet, for the block. If there is a wide variation in spacing, enter "varying" and explain in "Remarks."

(15) Number of Trees

Verify number of insurable trees reported on the PAW and/or determine an accurate count. See section 6B of the CP.

(16) Number of Trees per Acre

Verify the number of insurable trees per acre reported on the PAW and/or determine an accurate count.

(17) Insurable Condition

Per line entry, evaluate and document the insurability of the trees. If the block contains trees that are damaged, subdivide the block and use separate lines for insurable and uninsurable acreage.

(18) Estimated Production Boxes

By block, enter an estimate of the expected production for the acreage. Acreage with a potential of less than 100 boxes may be excluded from insurance by the applicant/insured.

If the land is excluded, it is considered not insured; if it is insured, it is considered to have produced 100 boxes per acre see Sec. 6(c) & (d) of the Florida Citrus Fruit CP.

(19) Tree Condition

Determine tree condition and enter "excellent," "good," "average," "fair," "poor," or "other," as appropriate.

If the trees are suffering from disease, insect damage, or a physiological disorder, explain in "Remarks."

(20) Tree Age in Years

Enter the tree age class with the greatest percentage of insurable trees in the block (i.e., 5 years, 6-8 years, or 9 years and above). Insurability of trees and the number of insurable acres must be determined prior to determining age tree class of the block for calculating the amount of insurance (see "Acres in Block" to determine the number of insurable acres).

**E. PAIR Completion Instructions (Continued)**

Age of the block is calculated as follows:

X = Policy's Crop Year

Y = Set-Out/Grafted year

**Formula:**  $(X-Y) = \text{Age/Leaf Year}$

Set out/graft year is influenced by the month of planting.

(a) The set out/graft year will be the actual calendar year for acreage planted, if set out/graft occurs:

(i) Between January 1 and April 30 for 2016 and prior calendar years; or

(ii) Between January 1 and April 15 for 2017 and subsequent calendar years.

**Example 1:** A grove planted in March 2016 is insured on April 30, 2021, for the 2022 crop year (bloom is set in 2021). Crop year = 2018 and set out year = 2016. The age/leaf year is  $2022-2016 = 6$  Age/Leaf Year

(b) The set out/graft year shall be the year following the calendar year in which set out actually occurred, if set out/graft occurs

(i) Between May 1 and December 31 of 2016 and prior calendar years; or

(ii) Between April 16 and December 31 of 2017 and subsequent calendar years.

**Example 2:** A grove planted in October 2008 is insured on May 1, 2021, for the 2022 crop year (bloom is set in 2021). Crop year = 2022 and Set out year = 2009. The age/leaf year is  $2022-2009 = 13$  Age/Leaf Year

(21) Totals

Enter the totals from each column of Acres in Block, Number of Trees, and Number of Trees per acre.

(22) Excluded Acreage

Identify acreage which is uninsurable due to policy requirements such as trees not meeting age/leaf year requirement.



**E. PAIR Completion Instructions (Continued)**

- (23) Has damage (e.g., disease, hail, freeze) occurred to the trees that will reduce the insured crop's production?

When any damage (i.e., disease, hail, freeze) has occurred that will reduce the insured crop's production by 15 percent or more (after accounting for acreage reduction see Para. [2041](#)) relative to when the last PAIR was performed or when the last liability reduction was made (e.g., loss determination), note the blocks where damage has occurred which may affect yields for the current crop year.

If damage is noted, explain in detail, noting the month/year of damage.

- (24) Have cultural practices or production methods (e.g., buckhorning, transitioning to organic) been performed that will reduce the insured crop's production?

When production methods being used would reduce production relative to when the last PAIR was performed or when the last liability reduction was made (e.g., loss determination) from the previous year (s) by 15 percent or more after accounting for acreage reduction see Para. 2041; or

When cultural practices have been performed that will reduce the crop production by 15 percent or more (after accounting for acreage reduction see Para.2041) of the planting pattern and/or the previous crop year(s) relative to when the last PAIR was performed or when the last liability reduction was made (e.g., loss determination).

Note the blocks where these practices or production methods have been performed which may affect yields for the current crop year, noting the month/year of when the practice or production method was performed.

- (25) Has the dollar amount of insurance for the insured crop been previously adjusted due to a reduction of the crop's production potential?

If applicable, review the submitted Acreage Report(s) to either verify the reduction has been performed for the current crop year or maintained from the previous crop years see Para. [2043](#).

Also, if necessary, note the condition of blocks where adjustments to the dollar amount of insurance have been previously performed, such as damage, nature of the tree stand, tree spacing variations, new set out or grafting dates, unusual conditions, and any reasons for non-insurability and/or any reasons for an increase to the dollar amount of insurance.

- (26) Has an adjustment been applied to the crop's insurable acres which resulted in a comparable reduction in yield?

If applicable, review the **applicant's**/insured's submitted Acreage Report(s) to either verify the reduction has been submitted or maintained.

**E. PAIR Completion Instructions (Continued)**

Also, if necessary, note the condition of blocks where adjustments to the dollar amount of insurance have been previously performed, such as damage, nature of the tree stand, tree spacing variations, new set out or grafting dates, unusual conditions, and any reasons for non-insurability and/or any reasons for an increase to the dollar amount of insurance.

- (27) Have trees been removed, buckhorned, top-worked or replaced with uninsurable trees resulting in a change of the original plant stand for any reported insurable acreage?

When trees have been removed, buckhorned, top-worked or replaced with uninsurable trees, resulting in a change of 15 percent or more of the plant stand for any reported insurable acreage relative to when the last PAIR was performed or when the last liability reduction was made (e.g., loss determination), note the blocks where this has occurred for the current crop year.

Explain in detail, noting the month/year of the changes.

- (28) Block Map

Verify the applicant's/insured's block map and correct it if necessary.

- (a) Identify highways and other significant landmarks that can be used to help identify groves' locations.
- (b) Outline citrus block locations and identify block by block number.

Draw blocks in actual shapes and as close to scale as possible. Indicate which acreage has been excluded from coverage by labeling as "excluded."

- (c) Outline land ownership boundaries in red within each section involved. Indicate land ownership across section lines with tie bars.

- (29) PAW Verification

Verify the applicant's/insured's PAW and correct if necessary. If corrections are made, the AIP is responsible for initialing and notating the corrections on the PAW.

- (30) Fresh Fruit Records Verification

For fruit insured as fresh, unless this requirement is waived through the SP, verify the applicant/insured has:

- (a) fresh fruit sales records from one of the previous three crop years; or
- (b) a current year fresh fruit marketing contract for acreage new to the operation or in the initial year of fresh fruit production.

**E. PAIR Completion Instructions (Continued)**

(31) Weed Control Measures

Describe weed control measures used for the unit. Include a description of the orchard.

(32) Fertilization Program

Describe the fertilization program used for the unit. Include the applicant's/insured's method of monitoring soil fertility, e.g., soil analysis, foliar analysis, or both.

(33) Insect Control Measures

Describe in detail insect control measures used (i.e., integrated pest management/ calendar spray program):

Evidence of disease/insects (check one): ☐ Rare ☐ Moderate ☐ Severe

(34) Tree Replacement Program

If applicable, indicate if a tree replacement program is being carried out.

(35) Crops Grown Primarily for

Indicate what crops by unit are grown primarily for: ☐ Fresh Market ☐ Processor ☐ Juice Market

(36) Unit Potential

Determine the current unit potential: ☐ Stable ☐ Declining ☐ Increasing

(37) Irrigation Water Source

Describe in detail the irrigation water source:

Surface: \_\_\_\_Percentage of Total Supply

Irrigation District Name

Allocation last year: \_\_\_\_Percentage of Normal

Expected allocation this year: \_\_\_\_Percentage of Normal

**E. PAIR Completion Instructions (Continued)**

Irrigation Well(s): \_\_\_\_ Percentage of Normal

How many wells? \_\_\_\_

Total gallons per minute? \_\_\_\_ GPM

Water obtained through water transfer: \_\_\_\_ acre feet per acre

**(38) Tree Vigor**

Indicate if the trees have sufficient vigor to produce the dollar amount of insurance computed for this unit.

Indicate if the Plant Vigor is: ☐ Good ☐ Average ☐ Poor

**(39) Aerial Photo(s)/Map(s)**

Attach any applicable aerial photo(s)/map(s) to the inspection report.

**(40) Flood Hazards**

Enter Yes or No. If applicable, please explain if the unit is subject to above normal flood hazards.

**(41) Soil Limitations**

Enter Yes or No. If applicable explain soil limitations present, e.g., slope, depth, drainage, Ph, saline/alkali, toxicity.

**(42) Does Producer Perform Crop Protection According to Citrus Health Management Area (CHMA) Guidelines**

Determine if the producer perform crop protection according to CHMA guidelines. If yes list the CHMA District.

**(43) Percent Stand Block**

Determine the percent stand by block, see Para. [2041](#).

**(44) Determine whether the current observed conditions reconcile to prior records**

Review the most recent prior year's production and acreage as compared to the current acreage based upon the PAIR for the unit. Note any consistencies and reconcile tree removals, replacements, grafting, production or practice changes, etc. This review will assist in determining acceptability of prior production records and insurability determinations for the current crop year.

**E. PAIR Completion Instructions (Continued)**

(45) Inspector Evaluation

Please provide your evaluation of the management of the operation. Indicate if the operation was: ☐ Above Average ☐ Average ☐ Below Average (check one)

Additionally, the AIP should enter notes pertinent to the grove inspection such as nature and degree of damage, nature of the tree stand, tree spacing variations, new set out or grafting dates, unusual conditions, and any reasons for non-insurability.

Indicate if the grove conditions were: ☐ Above Average ☐ Average ☐ Below Average (check one)

If more space is needed, enter additional information on a Statement of Facts and attach it to the inspection report.

(46) Action Recommended

For the unit, please indicate the action recommended. Such as: ☐ Acceptance, ☐ RMA RO Determined Yield Request, ☐ Rejection

**2014 PAIR Hawaii Tropical Tree**

---

Hawaii tropical tree may require a PAIR for all insurable and uninsurable acreage listed on the acreage report. A PAIR is required prior to insurance attaching the initial year. In subsequent years when a PAIR is required, the AIP must complete within 60 calendar days after the ARD. When an AIP expects that the PAIR cannot be completed within the established deadline, they must notify the RO in writing to request an extension of the PAIR deadline. The request must include the reason for the extension. The RO may establish a revised deadline based upon the information provide with the AIP's request.

**Note:** The PAIRs for Hawaii Tropical Tree and Hawaii Tropical Fruit can be combined if all the individual requirements are met for both including the deadlines (e.g., coffee and coffee tree).

**A. PAIR Requirements**

PAIRs may be initiated by the AIP; however, inspections must be performed:

- (1) For all new applicants.
- (2) For added land when acreage and/or tree increases of ten percent or more within an existing unit or a new unit.
- (3) The year following substantial damage.
- (4) For units that were previously infected with disease listed in the CP or SP. Inspect will be performed no more than 60 days before insurance attaches.

**B. PAIR Completion Instructions**

- (1) **Applicant's/Insured's Name, Address, and Phone Number**  
Enter applicant's/insured's name, address, and phone number.
- (2) **County or Island**  
Name of county or island where the trees are physically located, and if available, include a tax map key.
- (3) **Legal Description**  
Enter the section, township and range, or other descriptions for land if rectangular survey is not applicable. This may include GPS coordinates or other land identification.  
  
If additional space is needed, attach a supplemental sheet.
- (4) **Crop**  
Name of insured crop.
- (5) **Crop Year**  
Enter the appropriate year.
- (6) **Acres in Plot**  
Enter the number of acres in the orchard (sub orchard).
- (7) **Tree Spacing**  
Enter the spacing in feet. If spacing varies, enter varying and explain in the "Remarks."
- (8) **Date Set Out**  
Enter the month and year of set out of trees.
- (9) **Type**  
Identify the type as listed in the actuarial document(s).
- (10) **Unit Number**  
Enter the appropriate Unit Number.
- (11) **Rate Area**  
Enter the correct rate class from the AD. Verify with the Summary of Coverage, and if the rate class is incorrect, revise according to AIP instructions.

**B. PAIR Completion Instructions (Continued)**

(12) Tree Condition

Enter “acceptable” or the following, as applicable:

- (a) Trees damaged;
- (b) Not rotated, for papaya trees replanted in an orchard or sub orchard, where papaya trees were grown the previous crop year;
- (c) Coffee nematodes, for coffee trees replanted in an orchard or sub orchard where coffee trees were removed due to nematode infestation and the required cultural practices were not performed; or
- (d) Other circumstances.

If more space is need explain in the “Remarks.”

(13) Pest Control Measures

Enter one of the following for weed control: Chemical Weed Control (CWC), Weed Control without Chemicals (W/O CWC), or No Weed Control (None). Describe the insect and disease control programs for these trees; the methods and products used.

(14) Excluded Trees

List trees excluded from coverage.

(15) Is the orchard managed by the applicant/insured?

Check “Yes” or “No,” as applicable. If “No” is checked, enter manager’s name, address, and telephone number.

(16) Is the orchard located in an established Hawaii Tropical Tree area?

Answer “Yes” or “No.” If “No” is entered, explain general growing conditions and where the orchard is physically located. If additional space is needed, enter additional comments in “Remarks.”

**B. PAIR Completion Instructions (Continued)**

(17) Remarks

Note condition of other Hawaii tropical tree orchard owned or operated by the applicant/insured.

Number of trees in the original planting.

The trees on a unit which have been replaced or removed. Enter the total number of new trees set out with the appropriate dates.

Any unusual conditions in the orchard or local growing area.

Variations in tree spacing within an orchard.

Any reasons for not recommending insurance coverage.

(18) Other

Check and verify acreage report. Indicate change in the data reported.

**2015-2030 (Reserved)**

---



## Section 3: Dollar Plans of Insurance Age, Leaf Year, or Tree Stage Determinations

### 2031 Age or Leaf Year Determination for Florida Citrus Fruit

---

Leaf year is the policy crop year that is designated by the calendar year following the year in which bloom is normally set. Florida citrus fruit age or leaf year determinations:

The age/leaf of a tree is calculated as follows:

X = Policy crop year

Y = Set-out/grafted year

**Formula:**  $(X - Y) = \text{Age/leaf year}$

The Policy crop year is designated by the calendar year following the year in which bloom is normally set.

The set out/graft year is influenced by the date of planting.

**Note:** When top-worked the RO reduces the yield, but the leaf year is not affected. A grafted year is not applicable when a tree is only top-worked.

(1) The set out/graft year will be the actual calendar year for acreage planted, if set out/graft occurs:

- (a) Between January 1 and April 30, 2013, and prior calendar years; or
- (b) Between January 1 and April 15 of 2014 and subsequent calendar years.

**Example 1:** A grove planted in March 2013 is insured on May 1, 2024, for the 2025 crop year (bloom is set in 2024). Crop year = 2025 and set out year = 2013.

The age/leaf year is:  $(2025 - 2013) = 12$

(2) The set out/graft year shall be the year following the calendar year in which set out occurred, if set out/graft occurs:

- (a) Between May 1 and December 31 of 2014 and prior calendar years; or
- (b) Between April 16 and December 31 of 2015 and subsequent calendar years.

**Example 2:** A grove planted in October 2014 is insured on May 1, 2024, for the 2025 crop year (bloom is set in 2024). Crop year = 2025 and set out year = 2015.

The age/leaf year is:  $(2025 - 2015) = 10$

### 2032 Tree Stages for Florida Fruit Tree

---

Tree stages will be based on the number of crop years since the trees were set out, buckhorned, or topworked and assigned as follows:

2032 Tree Stages for Florida Fruit Tree (Continued)

Tree stages and dates of planting, buckhorning, or topworking for 2024 crop year for citrus trees, avocado trees, and mango trees.

Stage	Date of Planting	Date of Buckhorning or Topworking
Stage I	June 1, 2021 - May 31, 2023	June 1, 2022 - May 31, 2023
Stage II	June 1, 2017 - May 31, 2021	June 1, 2019 - May 31, 2022
Stage III	May 31, 2017, and earlier	May 31, 2019, and earlier

Tree Stages and Dates of Planting, Buckhorning, or Topworking for 2024 Crop Year for Carambola.

Stage	Date of Planting	Date of Buckhorning or Topworking
Stage I	June 1, 2022 - May 31, 2023	June 1, 2022 - May 31, 2023
Stage II	June 1, 2021 - May 31, 2022	June 1, 2021 - May 31, 2022
Stage III	May 31, 2021, and earlier	May 31, 2021, and earlier

2033 Age and Growth Stages for Hawaii Tropical Tree

A. Age Requirements for Insurance

Insurance will attach to:

- (1) Banana trees set out prior to December 31 preceding the crop year.
- (2) Papaya trees:
  - (a) That are more than twelve (12) months old on December 31 preceding the crop year, unless otherwise provided in the SP; and
  - (b) Are less than age four (4) years old before the beginning of the crop year.
- (3) Coffee trees set out prior to December 31 preceding the crop year.

B. Growth Stage

Determine the tree’s growth stage on December 31, according to the following:

Growth Stage	Months After Setout
I	≤12
II	>12-24
III	>24-36
IV	>36+

**Note:** Banana Trees are insurable for growth stage I and II.

Coffee Trees are insurable for growth stage I-IV.

Papaya Trees are insurable for growth stage II and III.

2034-2040 (Reserved)

## Section 4: Dollar Plans of Insurance Acreage Information

### 2041 General Information

---

Florida citrus fruit acreage measurements will be based on land acres as provided in [Part 15 Section 2](#). Florida citrus fruit also requires the following additional procedures for acreage determinations.

#### A. Land Acreage Not Exceeded

The insured acreage cannot exceed the physical amount of land acreage. If an insured interplants two citrus crops, the acreage will be prorated according to the percentage of the insurable land acres occupied by the crops interplanted.

**Example:** An insured has 10 acres of grapefruit planted at a spacing of 30 feet × 30 feet and decides to interplant with early oranges. Orange trees are interplanted between the grapefruit trees within the row.

The tree spacing has been changed to 30 feet × 15 feet, but there is no increase in the acreage. There is a 5-acre unit of early oranges and a 5-acre unit of grapefruit, NOT 10 acres of each.

The same instructions apply if more than one citrus fruit is planted on the same acreage; e.g., 10 acres of early and mid-season oranges (50/50mix) does not represent 10 acres of early oranges and 10 acres of mid-season oranges.

#### B. Non-Cropland

Non-cropland, including drainage ditches and/or canals outside of the planting pattern, must not be included as insurable acreage.

#### C. Percent Stand

Florida citrus fruit require adjustments to insurable acreage when the percent stand is less than 90 percent. AIPs must first determine the number of insurable acres, followed by any percent stand adjustments to the insurable acres.

- (1) When the original planting pattern is changed due to replanting trees in a higher density planting pattern, an average planting pattern should be calculated for the purpose of calculating percent stand see Exh. [20](#).
- (2) When a stand reduction of more than 10 percent has not been reported and is discovered after insurance has attached, refer to section 6(g) of the BP and Para. [2041](#) for instructions on reducing the amount of insurance.
- (3) The AIP may increase the acreage, without RO approval, when previously reduced acreage is increased due to replanting of previously missing trees that have reached insurability.

**D. Acreage Adjustments**

After acreage has been determined, plots/sub-plots containing dead, damaged, missing, or uninsurable trees exceeding more than 10 percent of the original planting pattern must have the acreage reduced following the percent stand reduction procedures provided in the SP. Only trees that meet the insurability requirements contained in the CP and the SP are to be counted for comparison with the original planting pattern when determining the percent stand.

**Example:** The insured has 10 acres of citrus with an original planting pattern of 12 ft. × 24 ft. (151 trees per acre). The insured reports 1,270 trees (of an original planting of 1,510 trees) on the PAW.

The percent stand is 84 percent ( $1,270 \div 1,510$ ). The insurable acreage will be adjusted to 8.4 acres on the acreage report ( $10 \text{ acres} \times 0.84$ ). See Exh. [20](#) for additional examples.

**E. Block**

For the purposes of determining the amount of insurance, the age class for the block/sub-block must be determined within a unit on a block basis. A block is a homogenous planting pattern of a citrus crop that may or may not consist of different tree age classes (5 years, 6-8 years, or 9 years and above).

- (1) If a specific block can be identified for any of the age classes identified above, that age class must be separately reported to determine the insurance guarantee and insurable acreage.

If age classes within a block can be separately plotted (drawn out), the insurable acreage and amount of insurance are determined for each age class and reported on that basis.

- (2) If a block/sub-block is inseparable by age class, use the age class within the block/sub-block with the greatest percentage of insurable trees to determine the insurance guarantee. Only trees that meet the insurability requirements contained in the CP and the SP are to be counted as part of the corresponding age class for determining the greatest percentage when assigning the appropriate age class for insurance guarantee.

**Example:** A producer has a grove of grapefruit trees. Separate plots, by age class, cannot be determined. The 9 year or older trees represent the largest percentage in the plot; therefore, the grove will be insured as 9-year-old trees.

- (3) The unit may consist of several plots of the same citrus crop. Each unit and each block within a unit must be separately listed, and the amount of insurance and insurability determined accordingly.

The reference to “Excluded Acreage” refers to any acreage in a grove that does not meet the conditions of insurability based on grove age or production or any acreage that according to policy the insured may elect to exclude. The following Category D crops require special or additional procedure for excluded acreage:

**A. Florida Citrus Fruit**

Prior to the date insurance attaches, with AIP approval, the insured may elect to insure or exclude from insurance any insurable citrus acreage that has a potential production of less than 100 boxes per acre. If the insured elects to:

- (1) insure such acreage; the potential production will be 100 boxes per acre when determining the amount of loss.
- (2) exclude such acreage (the acreage is disregarded for all purposes), the acreage adjustment should be done prior to determining the potential production of the acreage, to reflect percent stand on the insured acreage.

**Example:** A 100-acre unit of X citrus fruit group has a 95 percent stand and a 9,000-box potential.

The average potential production is 90 boxes per acre and the insured may elect to exclude the acreage from coverage.

However, if the same 100-acre unit has a 75 percent stand and a 9,000-box potential, the insurable acreage will be 75 acres ( $100 \text{ acres} \times 0.75 = 75 \text{ acres}$ ) and the average potential production will be 120 boxes ( $9,000\text{-box potential} \div 75 \text{ acre} = 120 \text{ boxes/acre}$ ). The acreage cannot be excluded from coverage.

**B. Tomatoes - Fresh Market Dollar Plan**

The AIP must determine, through the insured, whether all acreage within the field is planted or if there are any areas of the field that are not planted such as unplanted headlands, field roads, and/or other areas not part of the planting pattern used for spraying and care of the crop, because unplanted acreage is not insurable.

Based on the Fresh Market Tomato CP, when the insured reports row widths greater than 6 feet, AIPs must determine the insurable acreage using the following method:

- (1) divide 6 by the reported row width (i.e., reported 8-foot row width)  $6 \div 8 = 0.750$  factor; and
- (2) multiply the reported field acres by the factor to establish the insurable acreage that will be entered on the acreage report (i.e., reported 20.0 acres within the field multiplied by the factor  $.750 = 15.0$  insurable acres).

Florida citrus fruit requires an adjustment to the dollar amount of insurance consistent with section 3(d) of the CP when a reduction of the crop's production potential and/or an adjustment to the crop's insurable acres, see Para. [2013A](#) results in a comparable loss in yield.

**A. Dollar Amount of Insurance Reduction**

As a result of the loss in yield, a RO Determined Yield must be requested in order to reduce the amount of insurance and a Guarantee Adjustment Factor assigned by the RO. The AIP must multiply the Guarantee Adjustment Factor by the Reference Maximum Dollar Amount. Any unit (grove or sub-grove) that has had a reduction to the dollar amount of insurance must be reported to PASS with the Guarantee Adjustment Type Code of "D."

**Example:** An 80-acre unit of Citrus Fruit has sustained significant damage since the last PAIR was conducted due to successive winter freeze events.

After acreage reduction has been performed on 60 acres of the reported 80 acres due to tree removal as a result of the winter freeze events, the remaining acreage resulted in a reduced average canopy volume across the unit of 25 percent and a comparable loss in yield. The reduced productive capacity and the loss in yield triggered a RO Determined Yield.

**B. Maintaining the Dollar Amount of Insurance Reduction**

If the dollar amount of insurance for the insured crop has been previously adjusted due to a reduction of the crop's production potential which resulted in a comparable loss in yield, and submitted to PASS with the Guarantee Adjustment Type Code of "D," this reduction is required to be maintained until an increase to the dollar amount of insurance has been requested.

Any unit (grove or sub-grove) that has previously received a reduction to the dollar amount of insurance and has not requested an increase to the dollar amount of insurance as a result of the previous reduction must be reported to PASS with the Guarantee Adjustment Type Code of "D."

**C. Dollar Amount of Insurance Increase**

A RO Determined Yield must be requested in order to increase the previously reduced dollar amount of insurance on any unit (grove or sub-grove) that has had a reduction to the dollar amount of insurance and been reported to PASS with the Guarantee Adjustment Type Code of "D."

## **2044 Florida Fruit Tree Unit Amount of Protection and Unit Value**

---

Calculate the dollar amount of protection for the unit by multiplying the number of insurable trees that the insured reports in each stage-block on the acreage report times the reference price for the stage, totaling these values, and multiplying this result times the insured's selected coverage level.

- (1) Under the base policy, the reference price is the Tree Reference Price listed in the AD.
- (2) Under the CTVE, the applicable reference price is the Maximum CTVE Reference Price for the crop and/or citrus tree type shown on the AD.

## **2045-2050 (Reserved)**

---

## Section 5: Dollar Plans of Insurance Additional Records and Provisions

### 2051 Florida Citrus Fruit

---

For Florida citrus fruit, when records are required, they must indicate the location, citrus fruit commodity and group.

#### A. For Juice Fruit

Acceptable records include trip tickets, processing records (load certificate summary from processing facilities and Citranet summaries), and test house inspection certificates from processing and re-grading facilities.

#### B. For Fresh Fruit

Unless otherwise provided in the SP, when a PAIR is required or if requested by the AIP or RMA:

- (1) Acceptable fresh fruit sales records must be provided upon request from at least one of the previous three crop years; or
- (2) A current year fresh fruit marketing contract must be provided for fresh fruit acreage new to the operation or for acreage in the initial year of fresh fruit production.

Acceptable records include trip tickets, run sheets, pack-out statements or year-end settlement sheets that indicate, by citrus fruit commodity/group, the number of standard (1 3/5 bu.) size boxes packed or the net weight of the packed fruit.

**Exception 1:** If production is marketed directly to consumers and daily sales records along with other receipts verifying the income from the sale of the crop are used as supporting documentation see Para. [1417](#), the receipts submitted must indicate the crop, the minimum production sold as fresh, the date the production was sold, the amount of production sold in the applicable unit of measure, and the price.

**Exception 2:** Pre-Harvest appraisals alone are not an acceptable production record for Fresh Citrus Fruit production see Para. 1417.

### 2052 Florida Fruit Tree Acceptable Records and Requirements for Freeze Damage

---

#### A. Acceptable Records

- (1) Acceptable records may be requested at the time of loss to substantiate the tree counts and stages reported by applicants/insureds. Producers are not required to submit copies of their records to the AIP representative unless the loss adjuster requires them at the time of claim settlement due to discovery of a discrepancy between the stage blocks established for the unit and the actual numbers and stages of trees in the unit.
- (2) The following types of records are acceptable, if the records indicate the location, crop, number of trees, planting dates, and, for the CTVE, the citrus tree type as designated on the AD:



**A. Acceptable Records (Continued)**

- (a) Planting records (grove management records);
  - (b) Insurance provider recorded evidence, which includes pre-acceptance inspection reports, acreage reports, and any other documentation of tree ages that was used to establish insurance coverage for the trees or the crops produced by the trees; and
  - (c) NASS-FFO tree survey records.
- (3) Producers should be encouraged to obtain and use acceptable records to prepare a PAW and Grove Location Plat Map. If the insured does not have acceptable records, they can be obtained from NASS-FFO using the following protocol:
- (a) the grove owner can obtain a “Request for Property Information” form from the NASS-FFO via e-mail or by telephone. A copy of the form is provided in Exh. [21](#).
  - (b) complete the form, which includes the owner’s name (who may or may not be the insured), address, and telephone number, as well as the grove name and location (section, township, range), and an authorization to release the information to another party, such as a grove manager or an AIP representative.
  - (c) after receiving the completed form, the NASS-FFO will send a copy of the map (aerial photograph) of the designated section, township, and range to the owner or an authorized party. The respondent must circle the property on the map to identify the property (or properties) that they are requesting the survey information for and return it to the NASS-FFO.
  - (d) the NASS-FFO will deliver the tree information for each property circled to the owner or authorized party. This information includes the following:

CO = County

FLDT = Flyover Date (date the property was last inspected aially)

PHDT = Field Date (date the property was last inspected on foot)

SEC/TWP/RNG = Section, Township and Range

BLK = Block Number (a separate block for each variety and/or planting date)

VAR = Variety

PLDT = Planting Date (year)

ACRES = Acres (to one-tenth of an acre)

TREES = Number of Trees

**A. Acceptable Records (Continued)**

VAC = Number of Vacancies (number of “holes” in the block)

- (4) Tree Numbers and Stage Determinations.
  - (a) A loss adjuster or a company employee trained in loss adjustment procedures must complete a visual inspection of the grove to determine the actual (existing) tree numbers and stages to establish the unit value for claim settlement.
  - (b) If an inspection reveals no discrepancy between the reported and actual numbers and stages of trees, the loss adjuster should sign and date the PAW that the insured submitted to verify that the information was accurate.
  - (c) If an inspection reveals a discrepancy between the reported and actual numbers and stages of trees, the loss adjuster can:
    - (i) request to examine the records the insured used to complete the PAW and Grove Location Plat Map;
    - (ii) establish the numbers of trees in each stage-block using the setting distances shown in Exh. [20](#); or
    - (iii) conduct a tree count.
  - (d) If the insured provided inaccurate information, the AIP may use a PAW to establish the stage-blocks of trees in each unit at the time of loss. Both the insured and the AIP’s representative should sign and date the revised PAW.

**B. Requirements for Freeze Damage**

A statement in the SP for counties with areas north of Interstate 4 requires that adequate freeze-protection equipment (irrigation that can apply at least ten gallons of water per hour directly to the trunks of the trees) be available in order for freeze coverage to attach to stage I citrus trees. Adequate freeze-protection equipment is limited to irrigation systems, described as follows:

- (1) add a functioning, single-zone irrigation system;
- (2) micro-sprinkler emitters should be capable of being elevated or angled up in order to apply water to the entire trunk of any young trees;
- (3) the emitters should be capable of being placed within one yard (36 inches) of the trunk and positioned northwest of the tree; and
- (4) check the manufacture guidelines to determine the appropriate color-coded emitter setting.

## Section 6: Yield Based Dollar Amount of Insurance Plans

### 2061 General Information

---

Hybrid Seed Corn and/or Hybrid Sorghum Seed are Yield Based Dollar Amount of Insurance Plans that is grown under contract with a seed company. If the insured crop is under contract with different seed companies, the insured may elect coverage under separate policies or with different AIPs provided that all acreage of the insured crop in the county is insured.

### 2062 Different Coverage Levels

---

If the insured has separate policies by seed company, each policy can have different coverage levels. Any applicable indemnity payments must be coordinated between multiple policies.

### 2063 Units

---

Unit division is determined as follows:

#### A. Production or Production and Acres Specific Contracts

There will be no more than one BU for all production contracted under each processor contract. For example, if an insured has three contracts with the same processor, the insured is eligible for three BUs. OUs are not applicable.

#### B. Contracts Stating Acreage

Acreage that would otherwise be one BU may be divided into OUs provided OU qualifications are met (e.g., acreage located in separate, legally identifiable sections, etc.). See [Part 20 Section 2](#).

**Exception:** OUs by IRR and NI practices are not applicable to Hybrid Sorghum Seed.

### 2064 County Yields for Hybrid Seeds

---

Yields are established by county and used to calculate the amount of insurance. The Hybrid Seed Yield that applies at each coverage level is in the [AD](#). The insured may elect a coverage level (associated yield), as well as a price election.

### 2065 Amount of Insurance

---

The amount of insurance is the County Yield minus the minimum contract payment (in bushels) provided by the seed company times the price election. The amount of insurance for hybrid seed approximates the dollar value of insurance of corn or sorghum planted for grain. However, the basis of insurance for hybrid seed is female acres. Acreage planted to the male inbred line is not insurable.

The insured must accurately report the acreage occupied by the female inbred line. The standard planting practice is to plant the male and female inbred lines in rows separated by normal spacing (e.g., two rows male and six rows of female-FFFMMFFF). This results in 75 to 80 percent of the total acreage being occupied by the female inbred line.

## **2065 Amount of Insurance (Continued)**

---

This is the concept underlying the determination of the amount of insurance. In some cases, the male inbred line may be interplanted between normally spaced rows planted to the inbred female line. In this situation, the Hybrid Seed Yield is adjusted to reflect the level of coverage normally associated with field corn so that the amount of insurance for the two planting practices (standard planting and inter-planting) is equivalent.

## **2066 Minimum Contract Payment**

---

A statement by the insured is required on the acreage report to identify the amount of any guaranteed minimum payment provided by the insured's contract with a seed company.

The amount of insurance must be reduced if there is a guaranteed minimum payment.

- (1) Deduct any minimum payment that is denominated in bushels from the yield that is used to establish the amount of insurance.
- (2) If the minimum payment is stated in dollars, divide the amount by the price election.
- (3) Round the result to the nearest whole bushel and subtract it from the Hybrid Seed Yield.

## **2067 Yield Based Factor for Seed Companies**

---

RMA will require additional information about a seed company's operations, the inbred lines, and foundation seed projections from seed companies in some circumstances. These circumstances include very high expected yields for a particular hybrid, poor crop insurance experience, newly formed seed companies, previously limited production records submitted by a seed company, etc.

The RO will request additional information when needed. An annual update of actual and expected yields is required from each seed company as a prerequisite to calculating the Yield Based Factor (YBF) by RO.

## **2068 Approved Yields**

---

The RO will provide approved yields for insured hybrid crosses upon request. Requests for approved yields must be received by the RO no later than the calendar date for the end of the insurance period. Requests submitted to the RO after the end of the insurance period may be authorized; however, the RO will provide the number of late requests by each AIP to the Reinsurance Services Division.

The AIP must request approved yields from the RO to determine hybrid seed corn or hybrid sorghum seed indemnities. Refer to Exh. [20](#) for loss notification and yield issuance processes. To calculate an approved yield for each insured hybrid cross, two types of yield history must be obtained from the seed company.

### **A. Actual Yield Histories for Prior and Current Hybrid Crosses**

- (1) Each year the hybrid seed company must timely report all actual yields for all hybrid crosses produced in the previous year and all expected yields for all hybrid crosses being produced in the current year on the "Hybrid Seed Template."

**A. Actual Yield Histories for Prior and Current Hybrid Crosses (Continued)**

- (a) The Hybrid Seed Coordinator from the appropriate RMA RO requests this data on the “Hybrid Seed Template” in correspondence sent directly to hybrid seed companies.
  - (b) The “Hybrid Seed Template” report must be completed by the hybrid seed company; the report will identify the plant/facility location and practice for each hybrid cross identification within 30 days after the **ARD**.
  - (c) From the reported data on the “Hybrid Seed Template” the RMA RO determines the Yield Based Factor (YBF) after the completed “Hybrid Seed Template” report is filed.
- (2) The calculated YBF is used to calculate approved yields when actual yield history is limited for a hybrid cross the hybrid seed company intends to produce.
  - (3) Yield information from the “Hybrid Seed Template” report and the YBF are used by the RMA RO to calculate the approved yield for each hybrid cross by hybrid seed company plant location for the current crop year.

**B. Issuance of Approved Yields**

The Hybrid Seed Coordinator/appropriate RO, calculates and issues approved yields for hybrid crosses when:

- (1) The “Hybrid Seed Template Report” has been completed by an authorized hybrid seed company representative and submitted to RMA RO;
- (2) **The YBF has been calculated by RMA RO using the data supplied by the hybrid seed company; and**
- (3) The AIP receives the Approved Yields for the hybrids it insures through the RMA Regional Office Exceptions (ROE) application.

---

**2069 Value per Bushel**

---

The dollar value per bushel is calculated by the AIP at time of loss. It is multiplied by the seed production to count to obtain the value of seed production used to calculate the indemnity. The dollar value per bushel equals the amount of insurance (dollars) divided by the approved yield times the coverage level. A hybrid with one approved yield can have more than one dollar value per bushel because the amounts of insurance may vary.

$$\text{Dollar Value/Bu.} = \frac{\text{Amount of Insurance (Dollars/Acre)}}{\text{Approved Yield (Bushels/Acre)} \times \text{Coverage Level (\%)}}$$

---

**2070-2100 (Reserved)**

---

## PART 21: PECAN REVENUE

### Section 1: General Information

#### 2101 Background

---

The Pecan Revenue program provides protection against insurable causes of loss for yield and/or a decline in market price. The Pecan Revenue is a continuous policy purchased in two-year coverage modules (i.e., insurance coverage remains at the same premium rate, coverage level, and guarantee for two consecutive years for the crop), except as provided in the CP and this procedure.

For the purposes of Pecan Revenue, references in the CIH to “yield” shall be used interchangeably with “yield or revenue.”

Throughout this part, T-Revenues are used as the equivalent of a T-Yield for annual crops and assigned yields are also referred to as T-Revenue. One hundred percent of the T-Revenue is used in both instances, with the only difference being that assigned T-Revenues (referred to in this Part as “assigned T-Revenues”) are retained in the APH database as they are being used in lieu of actual yields whereas T-Revenues used as the equivalent of T-Yields are replaced with actuals once 4 actuals yields are contained within the base period. AIPs may differentiate between these two different types of T-Revenues by including acreage with no corresponding production/yield when assigned T-Revenues are used.

#### 2102 Insurability Requirements

---

- (1) To be eligible for coverage, an insured’s acreage must:
  - (a) have produced at least 600 pounds or more of in-shell pecans per acre after any top work, in at least one of the four most recent crop years at the beginning of the two-year coverage module, unless otherwise authorized by SP or WA;
  - (b) contain at least one contiguous acre, unless otherwise authorized by SP;
  - (c) be planted to varieties or groups of varieties that are not specified as uninsurable in the SP;
  - (d) not be direct marketed to consumers, unless authorized by SP or WA;
  - (e) not include trees that are/have been hedged, unless authorized by SP or WA;
  - (f) be grown in an orchard that, if inspected, is considered acceptable;
  - (g) have a share by the insured; and
  - (h) not be interplanted with another perennial crop, unless authorized by SP or WA.

## 2102 Insurability Requirements (Continued)

---

- (2) To qualify for a WA, the following conditions must be met. For counties:
  - (a) with [AD](#), at least two years of production and gross sales records must be provided.
  - (b) without [AD](#), four years of production and gross sales records must be provided. See Para. [2121A](#), and WAH Para. 76 and Para. 85.

## 2103 Two-Year Coverage Module

---

The insured must insure the crop for both years of the two-year coverage module. The [AD](#) for the initial year of the two-year coverage module remain in force both years; and the insured's elections remain the same for both years of the two-year coverage module (e.g., unit structure, amount of insurance per acre, coverage level), with the following exceptions:

- (1) Non-payment of premium results in cancellation, see Para. [2105](#);
- (2) The insured fails to provide acceptable records necessary to determine a loss for OUs. See Para. [1086](#) for combining APH databases;
- (3) Removal of a contiguous block of trees from the unit, see Para. [2121B](#);
- (4) Damage to trees, see Para. [2121D](#);
- (5) Added acreage more than 12.5 percent, see Para. [2123A](#);
- (6) Change in practice or production methods, see Para. [2123G](#); and/or
- (7) Late or unreported gross sales by unit, see Para. [2131C](#).

## 2104 Unit Division

---

The insured may elect:

### A. EU

In addition to the requirements of [Part 10, Section 3](#), an EU must be:

- (1) located on at least two parcels of non-contiguous land; and
- (2) at least two of the parcels must contain at least the lesser of:
  - (a) 20 acres; or
  - (b) 20 percent of the insured crop acreage in the EU.

### B. BU

See Sec. 1 of Part 10.

## **2104 Unit Division (Continued)**

---

### **C. OU**

OU(s) must:

- (1) be located on non-contiguous land;
- (2) have separate records of production for at least the most recent two consecutive crop years; and
- (3) be elected on the acreage report the first year of the two-year coverage module.

## **2105 Premium**

---

The AIP will terminate the policy for non-payment of premium in either year of the two-year coverage module after the ARD of the first year of coverage module, and before the second year.

If a timely filed acreage report is provided for removed acreage and/or relinquished acreage (insured no longer has a share in the crop), no premium is due in the second year of the two-year coverage module for such acreage.

## **2106 Transfers**

---

Insureds may not transfer policies to another AIP until the end of the two-year coverage module.

Transfer of coverage and right to indemnity may be used in the first or second year of the two-year coverage module. See Para. 853 in the GSH for transfer of coverage and right to indemnity requirement.

## **2107 CAT Coverage**

---

For pecan acreage, CAT coverage is equal to the approved average revenue times 27.5 percent.

## **2108-2120 (Reserved)**

---



## Section 2: Acreage Reporting

### 2121 Acreage Reports

---

#### A. Acreage Report Required for Both Years of the Two-Year Coverage Module

Insureds are required to submit an acreage report by the ARD for each year of the two-year coverage module.

If an insured does not submit an acreage report by the ARD for the:

- (1) first year of the two-year coverage module:
  - (a) the AIP may choose to deny liability. If the AIP denies liability, no premium is due, or liability is established for either year of the two-year coverage module; or
  - (b) the AIP may determine acreage and assign the T-Revenue with a “B” yield descriptor in the SRH database for any applicable years that a Revenue Report is not provided. If the acreage is determined by the AIP, the assigned T-Revenues are used to calculate the approved average revenue for both years of the two-year coverage module.

- (2) second year of the two-year coverage module:

the AIP must determine acreage and premium based on what was reported or determined in the first year of the two-year coverage module, and the approved average revenue for the first year of the two-year coverage module is used to calculate the approved average revenue for the second year of the two-year coverage module. See Para. 2121A(1) if no acreage was reported the prior year.

#### B. Removed Acreage

When an insured removes a contiguous block of trees:

- (1) on or before the ARD, during the first year of the two-year coverage module, then the removed acreage must not be reported on the acreage report.
- (2) after the ARD of the first year of the two-year coverage module, and on or before the ARD for the second year of the two-year coverage module, the removed acreage must be reported as zero acreage on the acreage report for the second year of the two-year coverage module.

**Note:** If acreage is removed after the first year’s ARD of the two-year coverage module and before the second year’s ARD this may result in the policy no longer qualifying for an EU or an OU. When this occurs, the unit structure will be BU for the remainder of the two-year coverage module.

#### C. Added Acreage

See Para. [2123A](#).

**D. Acreage Damage**

- (1) For new insureds, once the acreage is inspected and the application accepted, subsequent damage from insured cause(s) is covered:
  - (a) if the entire acreage is damaged prior to application or the date insurance attached, the application is not accepted, and insurance does not attach.
  - (b) if part of the acreage is damaged, the application may be accepted; however, units with damaged acreage must be rejected and insurance does not attach to the damaged acreage.
- (2) For carryover insureds, when damage to trees is reported:
  - (a) after insurance attaches and on or before the ARD, during the first year of the two-year coverage module, then the acreage is reported on the acreage report. The insurable acreage may be adjusted by the AIP and require a PAIR to be performed for the second year of the two-year coverage module.
  - (b) after the ARD of the first year and on or before the ARD for the second year of the two-year coverage module, the insurable acreage must be adjusted by the AIP and requires a PAIR to be performed.
  - (c) on added acreage that is damaged prior to the PAIR, see Para. [2155](#), the request is rejected and insurance does not attach.
  - (d) for damage resulting, before or after the ARD of any year of the two-year coverage module, if any reduction in production and damage to the trees of 15 percent or more across the grove, an insured, through the AIP, must request a RO Determined Yield, see Para. [2171D](#) and CP 6(b).

**E. Relinquished Share**

- (1) If the insured's share is relinquished on or before the ARD, insurance will not attach and no premium or indemnity is due;
- (2) If the insured's share is relinquished after the ARD, coverage is provided for any insurable cause of loss prior to the date the share is relinquished and the entire premium is due. If this occurs during the first year of the two-year coverage module, the acreage is reported as uninsurable or zero acreage during the second year of the two-year coverage module; or
- (3) An insured may also execute a Transfer of Coverage and Right to an Indemnity for the relinquished acres. See Para. [2106](#).

**A. Acreage Determination**

Refer to [Part 18](#) to determine acreage. Para. [1811](#) General; Para. [1812](#) Acceptable Forms of Acreage Measurement; Para. [1813](#) Acreage Measurement Methods; and Para. [1815](#) Prior Removed Acreage.

**B. Pecans Trees with No Established Planting Pattern**

To calculate acreage for pecan trees with no established planting pattern, see Exh. [18](#), use the formula below:

A = Acres

N = Number of trees in the orchard/grove

**Formula:**  $N \div 14 = A$

**Example:**  $31 \div 14 = 2.214$  rounded to 2.2 acres

**Note:** 14 trees per acre is used as the standard number of trees per acre, not to exceed the physical number of acres.

**2123 Changes to the Amount of Insurance**

---

The amount of insurance per acre will remain the same as stated in the Summary of Coverage for each unit, for each year of the two-year coverage module, with the following exceptions:

**A. Added Insurable Acreage**

If the insured reports additional insurable acreage in the second year of the two-year coverage module, the added acreage must be added to an existing unit on the acreage report by the ARD.

(1) For OU, the added acreage must be:

- (a) added to the unit contiguous to the added acreage; or
- (b) added to the unit with the greatest number of insurable acres if the added acreage is not contiguous with an existing OU.

(2) For BU, the added acreage must be:

- (a) added to the existing BU, if only one exists; or
- (b) added to an existing BU with a similar share arrangement (e.g., 50 percent share in both or same landlord); and
- (c) if neither (a) or (b) above are applicable, added to an existing BU with the greatest number of insurable acres if more than one BU exists.

**A. Added Insurable Acreage (Continued)**

- (3) For all unit structures (EU, BU, OU), the AIP must determine if the acreage is more than 12.5 percent of the first year's insured acreage for the unit to which the acreage is added.

If the added acreage is:

- (a) greater than 12.5 percent:
- (i) a Revenue Report must be provided by the insured by the ARD of the second year of the two-year coverage module, see Para. [2131](#) for Revenue Reporting and Para. [2141E](#) for SRH database Added Acreage;
  - (ii) the amount of insurance per acre for the second year of the two-year coverage module must be recalculated for the unit with the added acreage;
  - (iii) the AIP must establish a new SRH database for the unit to which the acreage was added if:
    - (A) there are assigned T-Revenues in the SRH database for the added or existing acreage;
    - (B) the added acreage is non-contiguous to acreage in the existing OU; or
    - (C) the added acreage will meet requirements for a separate BU in the next two-year coverage module.
- Note:** For the subsequent two-year coverage modules, i.e., the first year of the next two-year coverage module, the added insurable acreage may be separated into an additional unit if the acreage meets all of the requirements in the CP to qualify for a separate BU/OU.
- (b) 12.5 percent or less:
- (i) the added acreage must be reported on the acreage report, by the ARD; and
  - (ii) the amount of insurance per acre remains the same as the first year of the two-year coverage module.

**A. Added Insurable Acreage (Continued)**

For subsequent two-year coverage modules, i.e., the first year of the next two-year coverage module, the amount of insurance per acre for the SRH with the added acreage, see Para. [2141E](#) must be recalculated using the revenue reports for the added acreage, if available, and/or an assigned T-revenue to determine the amount of insurance for the added acreage for any years that revenue reports are not provided.

**B. Gross Sales Reduced Below the Approved Average Revenue**

Any action taken by the insured that may reduce the gross sales per acre below the approved average revenue, will result in an adjustment to the approved average revenue. See [Section 2](#) and Para. [2154](#).

**C. Failure to Report Gross Sales for the Previous Two-year Coverage Module**

See Para. [2131C](#).

**D. Failure to Provide Acceptable Records for Determining an OU Loss**

See Para. [2141D](#).

**E. Removed Acreage**

See Para. [2141F](#) for procedures. If an insured has both removed and added insurable acreage in the second year of the two-year coverage module, complete the removal procedures before completing the added acreage procedures in Para. 2123A.

**F. Damaged Acreage**

See Para. [2121D](#).

**G. Change in Practice or Sequential Thinning**

See Para. [2152](#).

**H. Late Or Unreported Gross Sales By Unit**

See Para. [2131C](#).

---

**2124-2130 (Reserved)**

---

## Section 3: Revenue Reporting

### 2131 Revenue Reports

---

The Revenue Report must be provided on or before the ARD for the first year of the two-year coverage module for the previous two crop years. The Revenue Report must be provided for each unit and share arrangement (landlord or tenant). When changes are made that require a revision to the amount of insurance per acre, see Para. [2123](#), Revenue Reports may be required to be provided on or before the ARD for the second year of the two-year coverage module.

Although the policy allows an insured to use 4 years of T-Revenue to establish an SRH database, the AIP must verify that the acreage has met the policy requirements for production minimums using the insured's submitted Revenue Reports.

Assigned T-Revenue (Yield Descriptor "B") in the SRH are considered zero production when determining insurability.

#### A. Acceptable Revenue Reports

Revenue reports must meet all the following to be acceptable.

- (1) Include all acreage and production (insured and uninsurable/uninsured; harvested and appraised) in pounds for in-shell Pecans and gross sales by actuarial P/T/TMA, for each crop year in the two-year coverage module. Hedged and uninsurable acreage requires a separate Revenue Report. See Para. [2131D](#).

**Exception:** Insureds with commingled production between IRR and NI practices may use the commingled worksheet procedure in Para. [1854](#) to separate production.

- (2) Revenue reports for the previous two crop years must conform to the unit structure (EU, BU, and/or OU) for the current crop year.
- (3) To qualify for OU, the insured must certify production for at least the two most recent consecutive crop years for each OU.

**Note:** Para. [1088B](#) does not apply. The CP provide that if only two years of gross sales records are provided, the approved average revenue will be the average of the two most recent consecutive years of the gross sales per acre and two years of the T-revenue.

- (4) Report all SRH crop years continuously for the SRH Database when multiple years of revenue and production history are certified; there cannot be a break in continuity of production history. See Para. [1326](#) and Para. [1327](#) for additional procedure related to continuity of production reports.
- (5) Be supported by acceptable production evidence see Para. [2133](#) for production evidence requirements.

**A. Acceptable Revenue Reports (Continued)**

- (6) Be signed by the insured.
- (7) Be submitted by the insured to the AIP by the ARD.

**B. Claims for Indemnity**

If a claim is filed for any year, the value of harvested production and appraised potential production used to determine the indemnity payment will be the production and gross sales for that year.

**C. Late or Unreported Gross Sales by Unit**

- (1) If Revenue Reports are not provided or not provided timely, a gross sales amount will be assigned by the AIP for any crop year that was not reported, unless the AIP chooses to deny liability for failure to provide an acreage report timely in the first year of the two-year coverage module. See Para. [2121A](#).

The revenue amount assigned will be not greater than the assigned T-revenue for the current two-year coverage module. APH plan assigned yield provisions, see Para. [1524](#) do not apply.

- (2) If Revenue Reports are provided after the ARD for the first year of the two-year coverage module, the:
  - (a) Revenue Report(s) must be provided before the ARD of the second year of the two-year coverage module; and
  - (b) average gross sales per acre will be readjusted for the second year of the two-year coverage module, by unit, as applicable.

**D. Uninsurable Acreage**

- (1) Uninsurable acreage must be reported on a separate Revenue Report.
- (2) If the production and gross sales from uninsurable acreage is commingled with production and gross sales from insurable acreage, OU would no longer apply.

Total production and gross sales, unless a claim is filed, is divided by total acreage and used for all crop years that were commingled. The commingled production and all acreage are entered in the SRH database for the insured acreage, and the yield descriptor "AY" must be shown.

The AIP must ensure that production minimums, see Para. [2102](#) are met for the commingled acreage.

- (3) See Sec. 13(b) of the CP for determination at the time of loss.

(1) State, County, Policy Number

State, county, and policy number to which the report pertains.

(2) Insured's Name Address Phone No.

Name, address, and phone number.

(3) Identification Number and Type

Enter the insured's identification number and the type of identification.

(4) Practice/Type/Map Area/Unit Number

P/T/TMA and unit number.

(5) Legal Description, FSA Farm/Tract/Field Number

Enter the section, township and range, or other descriptions for land if rectangular survey is not applicable. This may include GPS coordinates or other land identification.

If additional space is needed, attach a supplemental sheet.

(6) Other Person(s)

Enter the names of other persons with an insurable share in the crop acreage (not SBIs). If none, enter "None."

(7) Record Type

Indicate the type of acceptable records maintained for at least the last two crop years within the two-year coverage module for the base period. See [Part 14](#) for description of types of records.

(8) Contract Number

If applicable, enter the contract number(s) and buyer(s) name and phone number(s).

(9) Number of Trees

Enter the total number of trees.

(10) Insurability

Indicate whether acreage, production and gross sales being reported is from insurable, uninsurable, or uninsured acreage.

(11) Crop Year

Enter the appropriate crop year within the two-year coverage module for the annual production and gross sales being reported.



## 2132 Revenue Report Required Elements (Continued)

---

(12) Multi Crop Year Reporting Reason

Enter applicable reason an insured is reporting more than the most recent two crop years, such as: certification of crop years not previously certified; correction; certification by new insured; recertification for new actuarial offer; recertification for new unit structure; or other.

If not applicable, leave blank. See Para. [1323E](#).

(13) Gross Sales

The insured's share of pounds harvested and/or appraised pecans times the applicable in-shell average price, in accordance with the CP, reported in dollars and cents.

(14) Total Pound Production

Enter total pound production.

(15) Acres

Enter planted acreage for each crop year within the two-year coverage module that production and gross sales are available multiplied by insureds share (net acres).

(16) Yield Descriptor

Enter the appropriate yield type descriptor for average gross sales per acre. See Exh. [15](#).

(17) Yield in Pounds

Enter the appropriate yield in pounds. The total in-shell Pecan pounds divided by the total number of net acres.

(18) Average Gross Sales Per Acre

Enter the average gross sales which are the gross sales divided by the net acres rounded to whole dollars.

(19) Added Acreage

Indicate whether Revenue Report is for added acreage.

(20) Insured Printed Name, Signature, and Date

Insured must sign and date Revenue Report.

(21) Comments

Insured and/or AIP may provide any additional information.

## 2133 Production Evidence

---

Settlement sheets, sales receipts, and final or year-end statements from a processor and/or buyer must indicate the weight of pecans harvested in pounds (in-shell basis rounded to the nearest whole pound) by variety excluding foreign material and the in-shell price received per pound for each day the pecans were sold (in dollars and cents). If in-shell pounds or price is not shown, documentation must be obtained to determine the in-shell pounds and price (e.g., in-shell price may be shown as the price; received per day of sales). When not all pecans have been marketed, the pounds of pecans in storage and the market price, as determined in accordance with the CP and SP, must be reported.

See Para. [1417](#) for acceptable pick records and use of pre-harvest appraisal for direct market sales. If direct market is allowed by the SP or by WA, the AIP must review for any required adjustments in determining market price.

## 2134 Excessive Actual Yield

---

Procedures for excessive actual yields apply to pecans. When identified, yields are adjusted as follows (see also Para. [1671](#) and Para. [1673](#)):

- (1) Simple average of all actual revenue yield(s) (including excessive actual yields prior to being adjusted) and assigned T-Revenue(s) for the same crop year for the same P/T and TMA (if applicable) for the crop in the county.

Use the applicable actual yield descriptor “AX,” see Exh. [15](#) to identify the simple average actual yield used instead of excessive actual yields; or

- (2) Applicable T-Revenue, if the insured has no other applicable actual yields. Use a “TX” yield descriptor to identify when the applicable T-Revenue replaces the excessive actual yield.

## 2135-2140 (Reserved)

---

## Section 4: Summary of Revenue History

### 2141 Summary of Revenue History (SRH) Database

---

For Pecan Revenue, the base period is determined by consecutive crop years, not calendar years, and consists of the consecutive crop years immediately preceding the current two-year coverage module, with a minimum of four, building to six crop years in two-year increments.

**Example:** For 2022, the current two-year coverage module provides coverage for the 2022 and 2023 crop years, and the base period in the SRH database includes, at a minimum, crop years 2021 through 2018.

#### A. Establishing and Completing SRH Databases

- (1) A SRH database is completed in two-year increments from Revenue Reports. One SRH database is completed by P/T/TMA as provided in the [AD](#), by WA, and by unit. The SRH database is established the first year of the two-year coverage module and continues for the second year of the two-year coverage module.

**Exception:** Added Acreage, see Para. [2123A](#) or Reductions due to PAW, PAIR, and subsequent RO Determined Yield when applicable, see Para. [2171](#), and late or unreported gross sales, see Para. [2131C](#).

- (2) At least one year of gross sales records provided from the most recent four crop years must show that the minimum production requirements in the CP for the acreage were met for the SRH database.
- (3) When establishing a SRH database, the most recent consecutive actual gross sales must be used and entered in the database in 2-year increments. If at least four prior consecutive years of gross sales records are not provided, the T-revenue for the current two-year coverage module is used to complete the SRH database as follows:
  - (a) if only one year of gross sales records are provided from the most recent crop year, AIPs must use four years of T-revenues with yield descriptor “B’s”
  - (b) if two years of production and gross sales are provided from the most recent two consecutive crop years, use two years of actual yields with yield descriptors “A” as applicable plus two years of T-revenues with yield descriptor “B” to complete the SRH database for the base period.
  - (c) if three years of production and gross sales are provided from the most recent three consecutive crop years, use two years of actual yields with yield descriptors “A” as applicable plus two years of T-revenues with yield descriptor “B” to complete the SRH database for the base period.
- (4) Block reporting is not applicable.
- (5) Identify each value entered in the average gross sales of the SRH with the applicable yield descriptor, see Exh. [15W](#).

**A. Establishing and Completing SRH Databases (Continued)**

- (6) Yield Adjustment and exclusion provisions (see [Part 16 Section 1](#) and [2](#)) are not applicable.

**B. When Reporting SRH Databases**

- (1) See CP section 10(b) for changes in share on insurable acreage.
- (2) See CP section 3(d)(2) and Para. [2123A](#) for increase in previous year's insured acreage.
- (3) See CP sections 3(e), 6(b) and Para. [2123E-F](#) for removal of a contiguous block of trees or damage to trees.
- (4) For changes that may occur after insurance attaches or during the two-year coverage module, see the CP and Para. 853 in the GSH, Transfer of Coverage and Right to Indemnity.

**C. Acreage Less than 1 Acre**

An SRH database cannot be established for acreage that is less than 1 acre, unless allowed by WA.

**D. Failure to Provide Acceptable Records for Determining an OU Loss.**

When an insured fails to provide acceptable records necessary to determine a loss for OUs, OUs will be adjusted or combined (see Para. [1086](#) for combining units) to reflect the actual unit structure at the time of discovery. The insured's amount of insurance per acre will be recalculated for the current crop year and the subsequent crop year of the two-year coverage module (provided another year remains in the two-year coverage module).

**E. Added Insurable Acreage**

Added insurable acreage applies to new producers or carryover insureds who have recently added land by recently purchasing or leasing perennial crop acreage which meets policy requirements. For acreage added in the second year of the two-year coverage module, see Para. 2123A.

- (1) If using the gross sales records for the added acreage, the number of years used must not exceed the number of years in the insured's present SRH database. A minimum of two years (the most recent two years for the two-year coverage module base period applicable by county) must be shown on the SRH databases.
- (2) For the next two-year coverage module, the added net acreage and sales records with appropriate yield descriptor must be shown to account for the previous two crop years added insurable acreage within the prior two-year coverage module.

**E. Added Insurable Acreage (Continued)**

- (3) Acceptable records of production and gross sales from the prior producer must be provided or a gross sales amount will be assigned (not to exceed the T-revenue for the current two-year coverage module). See also Para. [2156](#) for PAIR requirements.
- (4) A separate SRH database must be maintained if T-revenues (“B” yields) are used to complete the SRH database for the added land when less than 4 years of actual yields are provided. Once initial (2 or 4) “B” yields roll out of the most recent four years, the SRH database(s) must be combined into one SRH database for the unit.

**F. Removed Acreage**

It is the insured’s responsibility to account for all prior acreage reported on the PAW. For removed blocks, the insured must indicate the removal date for the applicable acreage on the PAW. The insured must continue to report the removed acreage on subsequent PAW(s) until the related production information no longer remains in the SRH database(s) unless such acreage is accounted for by RO adjustment.

If the removed block represents an entire SRH database, annotate the removal on the PAW the initial crop year, and in subsequent crop years no further reporting of the removed SRH database is required.

If the removed acreage is part of an existing SRH database, the insured, through the AIP, may request removal of the acreage from the SRH database by submitting a RO Determined Yield request.

The AIP should select the “Other” category on the RO Determined Yield request. If a RO Determined Yield for the removed acreage is not requested, the insured must continue to report the removed acreage on subsequent PAW(s) until related yields from the removed acreage no longer remain in the SRH database.

If a contiguous block of trees is removed from the unit after the ARD, the insured must report the removal on the acreage report within 3 days of the removal. See Sec. 3(e) of the CP and Para. [2123B](#) above.

---

**2142 Summary of Revenue History Required Elements**

---

- (1) Insured’s Name, Address, Telephone Number, and Identification Number  
Insured’s name, address, phone number, SSN, EIN, or RAN, and identification number type.
- (2) State, County, Policy Number  
State, county, and policy number.
- (3) Crop Year  
Enter the first year of the two-year coverage module.

## 2142 Summary of Revenue History Required Elements (Continued)

---

(4) Practice/Type/TMA/Unit Number

P/T/TMA and unit number.

(5) Legal Description, FSA Farm/Tract/Field Number

Enter the section, township and range, or other descriptions for land if rectangular survey is not applicable.

If additional space is needed, attach a supplemental sheet.

(6) Others Person(s) Sharing in the Crop

Enter the names of others sharing in the crop (this is not a SBIs or landlord/tenant policy). If none, enter "None."

(7) T-Revenue

Enter the applicable T-Revenue.

(8) Crop Year of History

Enter the appropriate crop year(s) within the two-year coverage module for production and gross sales being reported.

(9) Acres

Applicable acreage of pecans multiplied by insured's share.

(10) Total Pounds Production

Total pounds of harvested and/or appraised pecans, insured's share only (in-shell basis rounded to the nearest whole pound).

(11) Gross Sales

The insured's share of pounds harvested and/or appraised pecans times the applicable in-shell average price, in accordance with the CP, reported in dollars and cents.

(12) Average Gross Sales Per Acre

Enter the Average Gross Sales which is the Gross Sales divided by the Net Acres rounded to whole dollars.

(13) Yield Descriptor

Indicate any yield descriptors that may apply for each average gross sales entered in the SRH database. See Exh. [15W](#) for yield descriptors.

## 2142 Summary of Revenue History Required Elements (Continued)

---

(14) Total Number of Years

Enter the applicable total number of years.

(15) Total Average Gross Sales Per Acre

Enter the total of the Average Gross Sales (the total of the Average Gross Sales Per Acre column).

(16) Approved Average Revenue Per Acre

Enter the Approved Average Revenue Per Acre (the Total Average Gross Sales Per Acre divided by the Total Number of Crop Years) rounded to whole dollars.

(17) Yield In Pounds

Enter the appropriate yield in pounds, see Para. [2132](#).

(18) Yield Indicator

Indicate any yield indicators that may apply. See Exh. [15V](#) for yield indicators.

(19) Required PAIR

If a PAIR is required, the “Required PAIR” box must be checked when the acreage requires an inspection. See Para. [2154](#).

(20) Comments

The insured and/or AIP may include any additional comments.

## 2143-2150 (Reserved)

---

## Section 5: PAW/PAIR

### 2151 PAW

---

The PAW is an insured's self-certification of the planting and other conditions of the pecans. The PAW is used by the AIP to determine insurability and other policy requirements.

#### A. PAW Submission

The insured must complete and submit a PAW by the ARD for each year of the two-year coverage module.

#### B. Failure to Submit a PAW

If the insured fails to complete and submit a PAW by the ARD, the AIP must either:

- (1) obtain the required information from the insured;
- (2) conduct a PAIR to determine the required information; or
- (3) deny coverage for the crop year.

The AIP representative may assist the insured with the PAW completion.

### 2152 PAW Required Elements

---

#### (1) Unit Number

Enter the applicable unit number for the acreage.

#### (2) Block Number

Enter block number if applicable. When reporting by block show the block numbers to the third place (i.e., 001).

#### (3) Month/Year Planted

Enter the month and year trees were planted.

#### (4) Month/Year Grafted

Month and year of grafting to the current variety, if applicable; otherwise, enter N/A.

#### (5) Variety

Name(s) of the variety(ies) contained in this unit whether specified in the actuarial document(s) or not.

#### (6) Type

Enter the applicable type from the actuarial document(s).



(7) Number of Plants

Enter the number of bearing trees which make up the unit.

(8) Plant Spacing

Average tree spacing and/or pattern observed within this unit (example 18.5 × 20). See Exh. [18](#) for other patterns.

(9) Planting Pattern

Enter:

“S” for Square Planting Pattern;

“B” for Hedgerow or Border Planting Pattern;

“Q” for Quincunx Planting Pattern;

“H” for Hexagonal Planting Pattern;

“D” for Double Row Planting Pattern; or

“O” for Other Planting Pattern.

(10) Density

Calculate the tree density (number of trees per acre) by the number of square feet per acre ÷ by number of square feet per tree (based on the current planting pattern).

**Example:** Based on a tree spacing of 40 × 40 = 1600 square ft., the number of trees per acre is calculated as 43,560 square ft. per acre ÷ 1600 square ft. per tree = 27 trees per acre.

Or, if trees are being interplanted as a part of a tree replacement program and the spacing changes to 20 × 40 = 800 sq. ft., per tree, the correct density becomes 43,560 sq. ft. per acre ÷ 800 sq. ft. = 54 trees per acre.

(11) Acres

Number of planted acres to tenths (0.1).

It is the carryover insured’s responsibility to account for all prior acreage reported. Removed acreage, shown on the SRH, should continue to be shown on the PAW until they roll out and no longer remain on the SRH database, (e.g., line through block entries and show removal date, except as otherwise allowed see Para. [2141F](#)).

(12) Percent Stand

N/A

(13) Practice

Designate if the block is: irrigated or non-irrigated; and/or certified organic or acreage transitioning to organic.

(14) Insurable or Uninsurable

Designate whether this unit has met insurability requirements. Refer to the policy provisions, e.g., production minimums, direct marketed to consumer, etc., the actuarial document(s), and this procedure for determining insurable and uninsurable acreage.

**Example:** Acreage must be reported as uninsurable when minimum production requirements are not met.

When prior production or acreage is commingled, the entire commingled acreage must meet the production minimum requirements for insurability. Acreage combined to meet insurability requirements may require additional yield adjustment by the AIP or should be submitted as a RO Determined Yield Request.

(15) Totals (For Acres and Number of Plants)

This is the last row in the table on the form used to enter the summation of the total acres and total number of trees.

(16) IMPORTANT: Prior to answering these questions, the approved average revenue per acre from the preliminary SRH database must be calculated.

- (a) Has damage (e.g., disease, hail, freeze) occurred to trees/vines/bushes/bogs that will reduce the insured crop's production from previous crop years?

An **applicant/insured** using organic practices must answer "YES" when the organic crop has been affected by prohibited substances, see Para. [1855](#).

If the **applicant/insured** answers "YES," then hard copy records of acreage, production, and gross sales are required.

If yes to damage caused by disease, list type of disease.

- (b) Have practices or production methods (e.g., removal, dehorning, grafting, transitioning to organic) been performed that will reduce the insured crop's production from previous crop years?

An **applicant/insured** must answer "YES" when the **applicant/insured** transitions to organic practices (either transitioning to organic (with or without a plan)).

An **applicant/insured** must answer "YES" when the **applicant/insured** is going from organic practices to conventional practices.

## 2152 PAW Required Elements (Continued)

---

Provided there are no other practice or production methods that will reduce the insured's crop production, acreage transitioning from transitional organic to certified organic practices, or when certified acres must transition to organic (for example, prohibited substances required certified organic acreage to transition) an applicant/insured must answer "NO."

See Para. [1855](#) for additional information on organic perennials.

If the applicant/insured answers "YES," then hard copy records of acreage, production, and gross sales are required.

Tree thinning, hedging and top-work is considered a cultural practice change that could reduce the insured crop's gross sales below the approved average revenue and/or make the crop uninsurable.

- (c) Is the Current Water Supply (Surface Allotment/Well) Adequate to Produce a Normal Crop for the Crop Year Being Certified Above?

For irrigated practice only.

If the applicant/insured answers "NO," hard copy records of acreage, production, and gross sales are required.

## 2153 AIP PAW Review

---

The AIP must use the information provided by the insured on the PAW to determine:

- (1) the insurable acreage for the current crop year; and
- (2) if a PAIR must be conducted by the AIP.

## 2154 PAW Triggers a PAIR

---

A PAW triggers the need for a PAIR for insurability when the insured answers:

- (1) Yes to whether or not "...damage (e.g., disease, hail, freeze) occurred to Trees/Vines/Bushes/Bogs that will reduce the insured crop's production from previous crop years?"
- (2) Yes to whether or not "have practices or production methods (e.g., removal, dehorning, grafting, transitioning to organic) been performed that will reduce the insured crop's production from previous crop years?"
- (3) No to "Is the current water supply (surface allotment/well) adequate to produce a normal crop for the crop year being certified above?"

**Exception:** Unless the acreage is insured under a non-irrigated practice.

## 2155 PAIR

---

A PAIR is an underwriting tool used by the AIP to:

- (1) establish insurability of the crop;
- (2) evaluate the risk to be assumed by the AIP; and
- (3) verify information provided by the insured on the PAW.

If the PAIR discloses that information provided on the PAW was incorrect or incomplete, the PAW must be corrected.

## 2156 PAIR Requirements

---

A PAIR is required for the current crop year when:

- (1) required by the policy, SP, or for WA to determine insurability;
- (2) triggered by the PAW;
- (3) an **applicant**/insured either does not complete a PAW or does not complete a PAW in an acceptable manner;
- (4) requested in writing by RMA;
- (5) the AIP is mandated by the policy provisions and agree in writing as a condition of insurance attachment, see Para. 76 of the WAH;
- (6) requested by the RO if a new PAIR is necessary for the RO to approve a RO Determined Yield;
- (7) damage has occurred to trees;
- (8) cultural practices have been performed that will reduce the insured crop's production and gross sales from previous levels;
- (9) added acreage to a unit is greater than 12.5 percent of the existing acreage in the unit;
- (10) a new application is submitted; a PAIR is required not later than 30 days after the SCD and the **applicant**/insured must be notified of acceptance or rejection of their application; or
- (11) spot checks are completed.

## 2157 PAIR Waivers

---

PAIRs may be waived by RMA, in writing, when an excessive number of policies require PAIRs that cannot be feasibly accomplished. The RO may provide written approval to the AIP authorizing PAIR waivers, if the AIP provides:

- (1) a written request to the RO;
- (2) the reason for the waiver;

## 2157 PAIR Waivers (Continued)

---

- (3) documentation supporting an excessive number of PAIRs; and
- (4) alternative means to reasonably assess the impact to the perennial crop.

## 2158 PAIR Deadline

---

The PAIR must be completed within 30 calendar days after the ARD. When a PAIR is required for a RO Determined Yield Request, it must be received in the RO no later than 45 calendar days after the ARD.

When an AIP expects that PAIRs cannot be completed within the established deadline, the AIP must notify the RO in writing to request an extension and include the reason for the extension. Based upon the information provided by the AIP, the RO may establish a revised deadline. The RO will not extend the deadline more than 60 calendar days after the ARD.

If the deadline for the RO Determined Yield Request is extended in accordance with Para. [2214](#), the PAIR deadline will be extended. The PAIR must be completed and submitted with the request.

PAIRs not completed by the deadline for the RO Determined Yield Request results in a RO Determined Yield not being issued.

**Exception 1:** A RO Determined Yield Request will be accepted at any time when the request is based on a situation that requires a reduced approved average revenue per acre for the current crop year.

**Exception 2:** New applications require a PAIR not later than 30 days after the SCD and the insured must be notified of acceptance or rejection of their application.

## 2159 PAIR Completion Requirements

---

### A. Inspector

The AIP, not the insured's agent, will conduct the PAIR. The person completing the inspection must possess training equivalent to that of a loss adjuster.

### B. Supporting Documentation

The AIP may request that the insured provide acceptable supporting acreage, production and gross sales evidence to assist with the completion of the PAIR.

### C. Insurable and Uninsurable Acreage

Complete a separate PAIR for insurable and uninsurable acreage.

## 2160 PAIR Required Elements

---

- (1) Number of years applicant/insured has operated this unit. If less than three years, include previous owner name and address, if known.

Obtain this information from the applicant/insured.

This information will assist the inspector in determining the accuracy and completeness of the SRH databases and Revenue Reports.

If less than three years, include previous owner name and address, if known.

- (2) Has this Unit Been Insured in Previous Years? If Yes, Include the Number of Years Insured and Prior Policy Number(s).

Enter “No” if the acreage in this unit has not been previously insured by the current applicant/insured or another producer.

Enter “Yes” if the acreage in this unit has been previously insured by the current applicant/insured or another producer.

If the unit was previously insured, review any previous PAIRs, PAWs, and other policy information (e.g., SRH databases) to assist in the PAIR completion to understand any insurability concerns, whether changes have occurred in production practices or methods that may impact the insurability of the unit.

- (3) Describe Weed Control Measures Used for the Unit. Include a Description of the Orchard/Vineyard/Plantation/Field/Bog Floor Management, i.e., Sterile/Sod/Cover Crop.

Review with the applicant/insured and explain in detail the cultivation and/or spray program used to control weeds.

Include a description of the current orchard or grove floor management (e.g., sterile/sod/cover crop, etc.).

- (4) Describe the fertilization program used for the unit. Include the applicant’s/insured’s method of monitoring soil fertility, e.g., soil analysis, foliar analysis, or both.

Describe in detail the fertilization program being used for the unit.

- (5) Describe in Detail the Insect Control Measures Used (i.e., Integrated Pest Management/Calendar Spray Program) Evidence of Disease/Insects (Check One): ☐ Rare, ☐ Moderate, ☐ Severe

Describe in detail the insect and disease control measures used by the applicant/insured (e.g., integrated pest management, a calendar spray program, methods used for organic practices, etc.).

Identify current evidence of disease/insects as: rare, moderate or severe.

- (6) Is Tree/Vine/Bush/Plant Replacement Program Being Carried Out? If Applicable, is Fumigation Used in the Replacement Program?

Determine the applicant/insured’s tree replacement program. Are dead or diseased trees replaced? If so, explain how.

If applicable, indicate if fumigation is used in the replacement program.

- (7) What Date is Harvest Completed For the Unit Under Normal Conditions?

Determine the normal harvest completion date from the applicant/insured.

- (8) Describe in Detail the Use and Placement of Bees for Pollination. Include Type, Quality, Quantity, and Location.

N/A

- (9) Describe in Detail the Irrigation Water Source. Surface: Percentage of Total Supply, Irrigation District Name, Allocation Last Year Percentage of Normal Expected Allocation, This Year's Percentage of Normal. Irrigation: Wells: Percentage of Normal; How Many Wells? Total Gallons per Minute?

Describe in detail the irrigation source(s).

Obtain from the applicant/insured, water source(s) and irrigation district(s) from which water is allocated, allocation percentage, and irrigation well information.

Include any information regarding water obtained through water transfers (transfer volume and number per year) and any potential curtailment of current and future water supplies, as well as pumping rate.

- (10) Is the Unit Subject to Above Normal Flood Hazard? If so, Explain.

Determine whether any abnormal flood hazards exist. Explain in detail.

- (11) Are There Soil Limitations (e.g., Slope, Depth, Drainage, pH, Saline/Alkali, Toxicity)? If so, Explain.

Discuss with the applicant/insured (and perform an assessment) to determine any potential soil limitations (e.g., slope, depth, drainage, pH, saline, or alkaline toxicity, etc.).

Other resources should also be considered when appropriate, such as soil maps.

Areas of frequent replanting or stunted growth may indicate that soil limitations exist. Explain in detail.

- (12) Describe in Detail: The Pruning Practices Used, The Date Normally Completed. Indicate Whether Pruning is Annual or Biennial.

Describe in detail the pruning practices used, date normally completed, and whether pruning is annual, biennial, etc.

Indicate if there is excessive pruning or top working which affect production of the crop to be applicant/insured.

- (13) Describe in Detail the Varieties Being Used as Pollinator(s). Include: Variety, Location, Quantity, Density, Configuration.

Describe in detail the varieties used as a pollinizer when applicable.

Include variety, location, quantity, density, and configuration.

- (14) Measured or Determined Acres of Unit. Total Unit Acreage Insurable and Uninsurable. Method(s) of Measurement

Enter the total unit acreage (insurable and uninsurable) and the methods of measurement.

- (15) Measured or Determined Acres of Unit. Total Unit Acreage Insurable

Enter the total unit insurable acreage.

- (16) Determine Whether Current Observed Conditions Reconcile to Prior Records

Review the SRH database for prior production, gross sales, and acreage as compared to the current acreage and varieties based upon the PAIR.

Note any inconsistencies and reconcile tree removals, replacements, top-working, hedging, grafting, production or practice changes, etc.

This review will assist in determining acceptability of prior revenue records and insurability determinations for the current crop year.

- (17) Percent Stand: Less Than 50%, 50-60%, 61-70%, 71-80%, 81-90%, 91-100%

N/A

- (18) Determine the Current Unit Potential: ☐ Stable, ☐ Declining, ☐ Increasing

Evaluate and describe the unit's current crop potential as stable, declining or increasing.

- (19) Do Trees/Vines/Bushes/Plants have Sufficient Vigor to Produce the Preliminary APH Yield Computed for this Unit? Note Overall Plant Vigor as: ☐ Good, ☐ Average, ☐ Poor

These are subjective questions requiring evaluation of the unit's vigor relative to the preliminary SRH approved average revenue.

Note the amount of tree growth, limb size, and color, and other factors which indicate the unit's ability to produce the preliminary approved average revenue per acre.

Note the overall plant vigor as: good, average, or poor.

- (20) If Applicable, Provide Inside Bin Measurements

N/A



(21) Insurable Acreage and Tree/Vine/Bush/Bog Information, Complete Check Boxes

Complete a PAIR(s) for the acreage being inspected.

Verify PAW(s) entries, making any corrections needed, and initial the PAW.

(22) Uninsurable Acreage and Tree/Vine/Bush/Bog Information, Complete Check Boxes

Complete a PAIR(s) for the acreage being inspected.

Verify entries on PAW(s), making any corrections needed, and initial the PAW.

(23) Obtain and Attach Aerial Photo(s)/Map(s).

Obtain aerial photo(s) and/or maps (e.g., GPS) with blocks, units, and legal description, must be clearly identified.

When the aerial photo(s) and/or map(s) (e.g., GPS) are not available, include a hand sketch map with the following information:

- (a) identify the location of separate units for the same **applicant**/insured. The unit location must identify roads, the nearest intersection, landmarks along with cardinal directions (e.g., a north arrow);
- (b) identify the location of blocks within one unit. Sketch out the blocks, showing the exact location of each block in relation to other blocks in the unit. Label each block with a Block Number and any other applicable identification (e.g., home farm); and
- (c) include an overall sketch map of all units.

(24) Additional Information and Comments (Attach Additional Sheets as Necessary)

Additional notes and observations, which will assist the verifier in relating unit information to actual average gross sales contained within the SRH database.

Include additional sheets, as necessary, referencing appropriate items.

(25) Your Evaluation Of The Management Of This Operation: (Above Average; Average or Below Average)

Your Evaluation of the Orchard/Vineyard/Bog/ Grove/Field Condition: (Above Average; Average or Below Average)

These are subjective questions requiring consideration for overall evaluation of management and conditions of the unit.

Evaluate each block to determine if light penetration into the canopy is sufficient to stimulate nut development. Rate as above average, average, or below average based on the Inspector's review.

## **2160 PAIR Required Elements (Continued)**

---

- (26) Action Recommended: Acceptance, RO Determined Yield Request, Rejection

Provide recommended action. Sign and date the report.

Attach, and if needed, provide any applicable PAIR, SRH database(s), PAW, revenue records, and acreage determinations.

## **2161 Key items the Inspector should consider in conducting the PAIR are:**

---

- (1) Age by block;
- (2) Damage to the tree(s);
- (3) Date of any sequential thinning or hedging;
- (4) Whether the orchard/grove is being maintained in a recommended manner with adequate tree spacing, no over-crowding of adjoining tree branches, good orchard/grove floor management practice;
- (5) Review of marketing methods. A review of records may determine whether any direct market of production occurred. Direct marketing is insurable only as provided by the SP or WA;
- (6) Verification of correct practice in counties with separate irrigated and non-irrigated rated practices. If reported as irrigated, an adequate water supply and functional irrigation system must be verified;
- (7) A review of production records to determine if the insured acreage meets the minimum production requirement of 600 pounds of in-shell pecans per acre unless otherwise provided in the SPs.
- (8) Establish insurability of the crop;
- (9) Evaluate the risk to be assumed by the AIP; and
- (10) Verify information provided by the applicant/insured on the PAW.

The above key items, as well as, other information shown on the PAIR, and certification by the applicant/insured on the PAW/SRH, must be considered in completion of the PAIR.

## **2162-2170 (Reserved)**

---

**2171 RO Determined Yield Request**

---

A RO Determined Yield may be requested, see Para. [1881](#), [Part 22](#), and Exh. [22](#), when applicable, for the following:

**A. Higher Yield Requests**

Higher Yields can be requested for other changes in management practices (i.e., change in practice from non-irrigated to irrigated, RO Determined Yields “F” in two year increments up to the most recent four years may be applicable where higher non-irrigated history is provided). The RO Determined Yield can only be requested at the beginning of the two-year module.

Use special case indicator “H” for SRH databases identified by this procedure.

**B. Gross Sales Reduced Below the Approved Average Revenue Per Acre**

Any action, including sequential thinning, that is taken that may reduce the insured’s gross sales below their approved average revenue for a unit, may result in an adjustment to the approved average revenue.

Use special case indicator “PS” for SRH databases identified by this procedure.

**C. Change in Practice or Production Methods**

Change in practice or production methods that are reported on the PAW that are expected to decrease production, triggers a PAIR and subsequent RO Determined Yield.

Use special case indicator “P” or “PM” for SRH databases identified by this procedure.

**D. Removed and/or Damaged Acreage**

Damage resulting in any reduction in production and damage to the trees of 15 percent or more across the grove, triggers a RO Determined Yield request.

Use special case indicator “PS” for SRH databases identified by this procedure.

**2172-2200 (Reserved)**

---

## PART 22: PROCESSING RO DETERMINED YIELD REQUESTS

### Section 1: RO Determined Yield Request Deadlines and Submission Requirements

#### 2201 General Information

---

The following procedures in this part provide the standards and criteria for RO Determined Yields, and instructions for each RO and AIP to process these requests. RO Determined Yields are processed by the RO for specific situations authorized by RMA policy or procedure. Some examples of situations that may require a RO Determined Yield include a change in practice that results in a decreased yield expectation, variable T-Yield exception, MY, damage resulting in decreased production, etc. RO Determined Yield request forms are not required when the AIP has the authority to determine approved yields in lieu of requesting RO Determined Yields.

#### 2202 Underwriting Guides

---

ROs may issue RO UGs in lieu of requesting RO Determined Yields. These RO UGs must contain instructions for calculating APH yields, the application of yield substitutions, and any impacts of available options. These RO UGs must also specify the applicable yield descriptors, yield indicators, and/or special case indicators. See Exh. [22](#).

ROs may issue RO UG as procedural exceptions for situations in their region.

- (1) The RO UGs are issued to the AIPs operating in the applicable area serviced by the RO and are also found on the applicable RO web page at [www.rma.usda.gov/RMALocal/Field-Offices/Regional-Offices](http://www.rma.usda.gov/RMALocal/Field-Offices/Regional-Offices).
- (2) The RO UGs are issued no later than the first applicable policy contract change date.

**Exception:** RO UGs may be issued after the first applicable policy contract change date in limited situations when a major weather event causing widespread damage occurs after the deadline.

- (3) An RO UG may be issued to:
  - (a) provide authority to the AIP to determine approved yields in lieu of requesting RO Determined Yields;
  - (b) waive PAIRs or extend the due date for PAIRs when excessive PAIRs are triggered by a regional issue; and/or
  - (c) provide additional guidance for information needed on certain types of RO Determined Yields.
- (4) An RO UG must specify:
  - (a) the applicable yield indicators and/or special case indicators for APH/SRH databases; and
  - (b) whether YA or RS may be applied by the AIP (for pecan revenue, RS does not apply).

**A. Category B Crops**

The RO Determined Yield request form, including MY requests, must be signed by the insured and submitted to the RO no later than 30 calendar days after the PRD.

**B. Category C Crops**

The RO Determined Yield request form must be signed by the insured no later than 30 calendar days after the PRD. The AIP must submit the RO Determined Yield, with any applicable inspections, to the RO no later than 60 calendar days after the PRD.

**Exception 1:** A RO Determined Yield request for alternate bearing and downward trending adjustments must be signed by the insured and submitted by the AIP, with any applicable inspections, to the RO no later than 60 calendar days after the PRD.

**Exception 2:** A RO Determined Yield request deadline can be extended with RO approval when the request is based on a situation that requires a reduced approved yield for the crop year.

**Exception 3:** A RO Determined Yield request deadline can be extended with RO approval when the ARD is after the PRD and the insured has added land or added insurable acreage after the PRD per Para [1861](#) and [1862A](#).

**C. Category D Crops**

The RO Determined Yield request form must be signed by the insured no later than 30 calendar days after the PRD. The AIP must submit the RO Determined Yield to the RO no later than 60 calendar days after the PRD.

**Exception:** A RO Determined Yield request will be accepted at any time when the request is based on a situation that requires a reduced dollar amount of insurance for the current crop year.

**D. Pecan Revenue**

The RO Determined Yield request form must be signed by the insured and submitted to the RO no later than 45 days after the ARD unless an extension applies. When a RO Determined Yield request deadline is extended, the RO Determined Yield request must be signed by the insured and submitted by the AIP to the RO no later than 60 calendar days after the ARD.

When the AIP submits a written request to extend a RO Determined Yield deadline no later than 45 calendar days after the ARD, the request may be extended when:

- (1) the request requires a PAIR and the PAIR deadline was extended by the RO; or
- (2) an insured notifies the AIP of a change in practice.

## 2203 Deadlines for Producer to Request a RO Determined Yield and AIP Submission to RO (Continued)

---

### D. Pecan Revenue (Continued)

**Exception:** A RO Determined Yield request will be accepted at any time when the request is based on a situation that requires a reduced approved average revenue per acre for the current crop year.

### E. Late Submissions

A completed RO Determined Yield request form may be submitted late if the producer can prove a physical inability existed to sign the request form by the applicable deadline.

The physical inability must be due to an unforeseeable and unavoidable situation which prevented the producer from timely signing the RO Determined Yield Request form, such as, but not limited to, a weather event (such as a blizzard or hurricane), medical event (serious illness or hospitalization), or an active-duty United States military obligation. The producer must provide documentation (such as those items in [ITS Para. 522E](#)) of how the physical inability prevented the producer from signing the RO Determined Yield Request form by the applicable deadline date.

The RO may authorize up to an additional 30 calendar days to accept a RO Determined Yield request after the application deadline date with the proper documentation. If the producer is physically unable to sign the RO Determined Yield request form within the additional time authorized by the RO, the AIP may request additional time from the RO on behalf of the producer by explaining the situation and providing an estimated time by which the producer will be able to sign. The RO will review these on a case-by-case basis to determine if additional time is warranted and how much time, if any, will be provided.

## 2204 Government Shutdown Deadline Modification

---

In the event of a government shutdown, if the AIP does not have a minimum of seven calendar days from the time the government reopens until the deadline in [Para. 2202](#) to submit the RO Determined Yield request into the ROE system, the calendar day deadline will be extended to allow seven calendar days from the date of the government reopening and the AIP submission deadline. Any producer deadline dates to sign and submit a RO Determined Yield request remain unchanged.

**Example:** A RO Determined Yield request is required to be signed by the insured 30 days after the PRD and submitted into ROE by the AIP 60 days after the PRD. The government shuts down 25 days after the PRD and reopens 55 days after the PRD. The insured is still required to sign the RO Determined Yield request no later than 30 days after the PRD. However, since the government did not reopen until 55 days after the PRD, the AIP now would only have five calendar days left. Since there are not seven calendar days available for the AIP to submit the RO Determined Yield request, the deadline will be extended by two calendar days.

**A. Category B Crops**

A RO Determined Yield request must include:

- (1) a completed and signed RO Determined Yield request form;
- (2) the legal description of the land (in areas where legal descriptions are available);
- (3) FSA Farm/Tract/Field number, when available;
- (4) for units in which RO Determined Yields are requested:
  - (a) all individual unit APH databases for the current crop year or prior crop year if the current crop year is not available; or
  - (b) a completed and signed production report for the most recent APH crop year in the APH database for each unit (by BU or OU) and by TMA (when applicable) on which the crop was grown;
- (5) if YE is elected for the current crop year (see Para. [1622](#)):
  - (a) the YE eligible crop years as provided in the **AD**; and
  - (b) any YE eligible crop years the insured chooses not to exclude;
- (6) verifiable records of actual yields, if required by the RO;
- (7) FSA aerial photograph or an acceptable GIS/GPS map, or other legible map issued by a state or federal agency delineating field boundaries, if required by the RO. Identify the fields where the insured intends to plant the crop, or where the crop is planted;
- (8) for MY requests only, the MY Summary APH databases and at least the four most recent APH crop years of continuous production reports. Any adjustments and/or exclusions applied to the yields contained within the MY Summary APH database cannot be transferred. Yields must be identified with the “F” yield descriptor. For sugar beets, the EHA election for each policy involved in the MY transfer must be notated on the request form; and
- (9) any required information as specified in [Part 22, Section 4](#) of this handbook, or as requested by the RO.

**B. Category C Crops**

A RO Determined Yield request must include:

- (1) a completed and signed RO Determined Yield request form;
- (2) the legal description of the land (in areas where legal descriptions are available);
- (3) FSA Farm/Tract/Field number, when available;

**B. Category C Crops (Continued)**

- (4) a PAIR dated within last five years, unless a new PAIR is requested by the RO or triggered by the PAW;

**Exception:** A PAIR is required for the current crop year for the following RO Determined Yield types: MP, UN and US Insufficient Stand.

- (5) a PAW for the current crop year;
- (6) a complete updated APH database for the current crop year;
- (7) if YE is elected for the current crop year (see Para. [1622](#)):
  - (a) the YE eligible crop years as provided in the [AD](#); and
  - (b) any YE eligible crop years the insured chooses not to exclude;
- (8) if applicable, any additional information documented by the inspector, which should be attached to the PAIR(s); and
- (9) any required information as specified in [Part 22, Section 4](#) of this handbook, as stated by the RO UG, or requested by the RO.

**C. Category D Crops**

A RO Determined Yield request must include:

- (1) a completed and signed RO Determined Yield request form;
- (2) the PAW for the current crop year, including the map (color satellite imagery, if available);
- (3) the acreage report (also include the prior year's acreage report if the request is for a policy where additional damage has occurred since the last liability and/or acreage adjustment);
- (4) a current PAIR;
- (5) color photos representative of the condition of the orchards/sub-orchards or grove/sub-grove(s);
- (6) if not already documented on the PAIR, a narrative providing details addressing the:
  - (a) health or condition of trees in the orchard/sub-orchard(s) or grove/sub-grove(s);
  - (b) causes (insured or uninsured) and estimated dates of the tree canopy damage or change in cultural practice; and



**C. Category D Crops (Continued)**

- (c) expected production of the grove (more specific than indicating that production will exceed the threshold for acreage exclusion);
- (7) supporting documentation (such as letters from agricultural experts, lab reports, etc.) that may be useful in aiding the RO in determining the appropriate amount of insurance on which the premium and any indemnity will be based; and
- (8) any required information as specified in [Part 22, Section 5](#) of this handbook, as stated by the RO UG, or as requested by the RO.

**D. Pecan Revenue**

A RO Determined Yield request must include:

- (1) a completed and signed RO Determined Yield request form;
- (2) a PAW for the current crop year;
- (3) the revenue report(s);
- (4) the SRH database(s);
- (5) the acreage report;
- (6) a current PAIR;
- (7) color photos representative of the condition of the orchard/sub-orchard(s) or grove/sub-grove(s);
- (8) if not already documented on the PAIR, a narrative providing details addressing the:
  - (a) health or condition of trees in the orchard/sub-orchard(s) or grove/sub-grove(s); and
  - (b) causes of damage (insured or uninsured) and estimated dates of the tree canopy damage or change in cultural practice;
- (9) the expected production of the orchard/grove;
- (10) supporting documentation (such as letters from agricultural experts, lab reports, etc.) that may be useful in aiding the RO in determining the appropriate amount of insurance on which the premium and any indemnity will be based; and
- (11) any required information as specified in Part 22, Section 5 of this handbook, as stated by the RO UG, or as requested by the RO.

## Section 2: AIP and RO Responsibilities

### 2211 AIP Responsibilities

---

- (1) It is the AIP's responsibility to review all RO Determined Yield requests to determine whether all the required information is provided. A RO Determined Yield request and all required supporting documentation must also be legible to be considered a complete request and any submitted documentation determined not to be legible will be treated as missing information. If any information is missing and there is still time before the deadline contained in Para. [2203](#), the AIP must request the missing information from the insured. If the minimum required information is not received by such deadline, the RO Determined Yield request must not be sent to the RO and the producer should be notified in writing by the AIP that the RO Determined Yield request is not acceptable.
- (2) If all required information is timely submitted to the AIP, the RO Determined Yield request must be transmitted/logged no later than the applicable deadlines identified in Para. 2203. Once the applicable information from the RO Determined Yield request form is transmitted/logged into the ROE system, a folder is created for uploading the supporting documentation. Do not transmit the supporting documentation via e-mail, postal delivery, or facsimile.

**Note 1:** The official transmission date of the RO Determined Yield request to the RO is the date the AIP uploads the first document containing supporting documentation to the ROE system.

If an unforeseen circumstance (such as the unavailability of the ROE system, AIP outage, etc.) occurs that prevents the AIP from transmitting/logging the RO Determined Yield request information electronically through the ROE system by the applicable deadline, the AIP should contact the RO prior to the applicable deadline to make other arrangements with the RO to transmit (such as by facsimile, postal delivery, etc.) the RO Determined Yield request and any supporting documentation. The RO must approve the AIP's request for the alternative method of submission, and the RO Determined Yield request form and any supporting documentation must still be submitted to the RO no later than the applicable deadlines in Para. 2203.

**Note 2:** In this event, the official transmission date of the RO Determined Yield request to the RO is the date the RO receives the request.

**Note 3:** Failure of the ROE system to send an email alert of the creation of a request folder is not an unforeseen circumstance. When the ROE system fails to send the email alert of the creation of the request folder, the AIP must still submit all required information by the applicable deadlines.

## **2211 AIP Responsibilities (Continued)**

---

- (3) The AIP must upload legible supporting documentation, including the RO Determined Yield request form, to the ROE system folder created for the associated RO Determined Yield request no later than the applicable deadlines identified in Para. [2203](#) to avoid having the request be incomplete or late. If technical issues exist that prevent uploading the supporting documentation, contact the RO. Do not submit supporting documentation in hard copy format to the RO unless arrangements have been made with the RO, as stated in (c) below. Any documentation submitted to the ROE system folder later than the applicable deadlines in Para. 2203 will be considered late.
  - (a) Scan the supporting documentation such that the electronic copy is clearly legible in Adobe (.pdf) format. If color is critical to the interpretation of the image, provide color images. The AIP should scan the supporting documentation where all pages can be viewed upright, to the extent possible.
  - (b) The AIP should keep screen shots of the uploaded information to substantiate the date, time, supporting documentation, etc., of the attempted delivery in case of failure of the delivery attempt.
  - (c) If an unusual case arises where the AIP cannot meet the requirement to submit the supporting documentation through the ROE system, the AIP must document why the requirement cannot be met and make other arrangements with the RO to submit (such as by facsimile, postal delivery, etc.) the supporting documentation no later than the applicable deadlines in Para. 2203.

## **2212 Separate Submission for WA**

---

If an insured submits a RO Determined Yield request and a WA request, the AIP will need to request both a RO Determined Yield and WA folder separately in the ROE system. The AIP should note on the documentation for each request (including the exception request number) that both request types have been submitted for the insured, if it is known at the time of the request that an RO Determined Yield and WA were both requested.

In situations where the insured has a multi-year WA in effect (other than a WUA) and a RO Determined Yield is requested, the AIP should note on the RO Determined Yield request that a multi-year WA is in effect and include the exception request number.

## **2213 AIP Scorecard Error**

---

An error will be counted on the AIP Scorecard for the following situations:

- (1) RO Determined Yield requests that fail to initially provide the correct required minimum documentation or fail to provide additional documentation as requested from the RO;
- (2) RO Determined Yield requests that are submitted after the applicable deadlines for the insured to request a RO Determined Yield or the AIP to submit the RO Determined Yield request to the RO; and

## 2213 AIP Scorecard Error (Continued)

---

- (3) any RO Determined Yield request that is deemed inappropriate and should not have been submitted to the RO for review.

## 2214 RO Responsibilities

---

- (1) The RO or ROE application will record the date the RO Determined Yield request is considered received by the RO and the RO must determine or confirm the type of RO Determined Yield request.
- (2) The RO must determine whether the RO Determined Yield request is appropriate, timely submitted, and if all the required information is included and legible.
- (3) For RO Determined Yield requests that are received by the RO earlier than the applicable deadlines in Para. [2203](#) and have missing information, the RO may:
  - (a) determine whether the missing information is contained in the office or otherwise available (such as, if a PAIR was provided by the tenant and was not included in the RO Determined Yield request for the landlord, the tenant's PAIR may be used);
  - (b) attempt to notify the AIP of the missing information through the ROE system, by telephone, by facsimile, by encrypted email, or by mail if the RO discovers the missing information before the expiration of the submission timeframe. The RO will communicate to the AIP that the AIP must upload the missing information to the ROE system no later than the applicable deadlines contained in Para. 2203; and
  - (c) place the RO Determined Yield request on hold using the HLD Process Status Code with the RFI Process Status Reason Code, as necessary. The RO Determined Yield request should remain on hold until the AIP uploads all required supporting documentation or until the deadline for the AIP to upload the supporting documentation has passed. Once the AIP uploads the supporting documentation, or the deadline for submission has passed, continue the review process.
- (4) For a timely submitted RO Determined Yield request, a request for additional required information (more than the minimum required information) by the RO may be sent to the AIP if such information is necessary to evaluate the RO Determined Yield request. If records are needed to substantiate yields/revenue reported on the production/revenue report, this is requested as additional required information.
  - (a) Any written request for additional required information must state the information that is being requested and the date by which such information must be received by the RO. The RO must provide a minimum of five business days from the date of the request for additional required information to allow the AIP adequate time to provide the additional required information to the RO. The RO will communicate to the AIP that the AIP must upload the additional required information to the ROE system no later than the date identified in the request for additional information.

## **2214 RO Responsibilities (Continued)**

---

- (b) The RO must record the date of the written request for additional required information, the date such information must be provided to the RO, and put the RO Determined Yield request on hold using the HLD Process Status Code with the RFI Process Status Reason Code. The RO Determined Yield request should remain on hold until the AIP uploads the additional required information or until the deadline for the AIP to upload the additional required information has passed. Once the AIP uploads the additional required information, or the deadline for submission has passed, continue the review process.

## **2215 Duplicate RO Determined Yield Requests**

---

When the AIP sends in a duplicate RO Determined Yield request, the RO will verify with the AIP that the request is a duplicate request. The RO will request the duplicate be deleted by a ROE administrator (a notice of the deletion will not be sent to the AIP as the verification process is the notice to the AIP). The originally submitted RO Determined Yield request will be reviewed (unless it is otherwise not accepted based on Para. [2222](#)).

## **2216 Electronic Transmission Errors**

---

Electronic transmission errors include errors committed by the AIP, or any USDA agency, in the information provided by the insured (such as, transposed numbers, etc.). The AIP may correct electronic transmission errors made by the crop insurance agent, or any USDA agency, to the extent an agent or AIP relied upon the erroneous information for crop insurance purposes.

Electronic transmission errors do not include the failure of the AIP to create a request in ROE or upload supporting documentation, including the RO Determined Yield request form, by the deadline in Para. [2203](#).

## **2217-2220 (Reserved)**

---

## Section 3: RO Review for RO Determined Yield Request Consideration

### 2221 RO Review Timeline

---

The RO will issue a RO Determined Yield, provide notice that the RO Determined Yield request has not been accepted, or provide notice that the RO Determined Yield request has not been approved within 15 business days after receipt of a completed RO Determined Yield request. For RO Determined Yield requests which are incomplete or late, the RO will provide notice that the request has not been accepted within 15 business days of the receipt of the request or the submission deadline, whichever is later.

**Exception:** If there has been a delay (such as a ROE system failure, request for procedural guidance, etc.), the RO will provide a response to the RO Determined Yield request as quickly as possible once the delay has been resolved.

### 2222 Non-Acceptance for Review of a RO Determined Yield

---

- (1) A RO Determined Yield request will not be accepted for review when the RO Determined Yield request:
- (a) is submitted for a situation which is not one of the situations for which a RO Determined Yield may be requested (inappropriate request);
  - (b) is submitted for a situation which a RO UG was issued, and the RO UG was not applied prior to submitting the RO Determined Yield request (inappropriate request);
  - (c) is submitted for a database which an existing RO Determined Yield is in effect (inappropriate request);

**Note:** Changes to the farming operation may render a previous RO Determined Yield invalid and may require a new RO Determined Yield request. AIPs should contact the RO for further guidance.

- (d) does not contain the minimum required supporting documentation, or additional supporting documentation is not provided as requested by the RO (incomplete request); or
- (e) is not submitted by the applicable deadlines in Para. [2203](#) (late request).

**Note:** If the RO receives a RO Determined Yield request for a MY after the deadline, the RO will not accept the request in accordance with Para. 2203 and the AIP must establish the approved yield using standard APH database procedures. The RO will subsequently review these late requests to verify that the AIP established the approved yields using standard APH database procedures.

- (2) The letter to the AIP from the RO must indicate the RO Determined Yield cannot be accepted and identify the reason above.
- (3) For Category C crops, if the RO Determined Yield request is late or incomplete, a RO Determined Yield will still be issued if assigned yield provisions are applicable.

The RO must:

- (1) review the documentation submitted with the RO Determined Yield request and identify, for each checklist item in the RO Actuarial Change Request Checklist Comments and Checklist Items section of ROE, if the documentation is complete, incomplete, or not applicable;
- (2) document the basis for the decision made in the RO Actuarial Change Request Checklist Comments and Checklist Items section of ROE and complete all checklist entries and applicable checklist comment entries. If a checklist entry is not applicable to the request, enter “Not Applicable” (N/A);
- (3) include additional documents and calculations used to make the decision in the Documents folder; and
- (4) document that a second reviewer (such as a Senior Risk Management Specialist) has reviewed the decision.

The checklist is considered verified complete and accurate by the first reviewer and second reviewer once the RO Determined Yield is certified by the second reviewer. The first reviewer is the RO specialist that made the determination and originated the RO Determined Yield. The second reviewer is the approving authority designated by the RO Director. Designated approving authorities should be limited to RO Director, RO Deputy Director, and Senior Risk Management Specialists. The RO Director may designate staff other than those previously listed as the second reviewer only when the RO Director, RO Deputy Director, and a Senior Risk Management Specialist are not available. The designated approving authority may or may not be the same individual signing the RO Determined Yield.

## Section 4: Availability and Specific Requirements for Determined Yield Types

### 2231 General Information

---

The information in this part contains the availability and specific RO Determined Yield request requirements. This information is in addition to [Section 1](#) unless specified otherwise.

### 2232 Category B Crops

---

#### A. MY Type - Master Yield

- (1) This RO Determined Yield request type is requested when:
  - (a) an AIP has not met the mandatory training requirements to approve MYs;
  - (b) RMA withdraws an AIP's authority to calculate initial MYs;
  - (c) the AIP elects not to be responsible for the approval of initial MYs;
  - (d) the crop and location are eligible for a MY, however, is not an approved crop or location that may be completed by the AIP (see Subpara. [1742B](#) and Exh. [17C](#)); or
  - (e) the request is to use an existing MY to establish a MY:
    - (i) to an adjacent county; or
    - (ii) for a person(s) who participated in the creation of a MY credited to another person.
- (2) When this RO Determined Yield request type applies, the "Master Yield" option on the RO Determined Yield request form should be marked and this request is submitted under the "MY" type request into ROE.

#### B. NP Type - New Producer Variable T-Yield Exception

- (1) This RO Determined Yield request type is requested when the insured (or SBI of the insured) does not qualify for new producer status in accordance with [Part 17 Section 3](#), and in accordance with Para. [1731](#) has:
  - (a) produced the crop on a farming operation for more than two crop years, stopped farming ALL land in that farming operation, and has produced the crop on entirely different land for two APH crop years or less in the county; or
  - (b) NOT produced or shared in the crop for more than two APH crop years in the county in the most recent 10 calendar years preceding the current crop year (11 calendar years for crops with a lag year). If the insured produced or shared in the crop for one or two years in the most recent 10 calendar years (11 calendar years for crops with a lag year), production reports must be filed for such crop years.



**B. NP Type - New Producer Variable T-Yield Exception (Continued)**

**Note:** If production reports are not filed for the years the insured produced or shared in the crop, the request is inappropriate and must not be accepted.

- (2) When this RO Determined Yield request type applies, the “New Producer and Variable T-Yield Exception” option on the RO Determined Yield request form should be marked and this request submitted under the “NP” type request into ROE. Identify on the RO Determined Yield request form which situation of (1)(a) or (1)(b) above applies and explain why the producer does not qualify for new producer status under [Part 17, Section 3](#).

**Note:** This type of request does not remove annual yields from an existing APH database.

**C. OT Type - Other**

- (1) This RO Determined Yield request type is requested when APH databases are required to either be combined or divided and a T-Yield has not been established.
- (2) When this RO Determined Yield request type applies, the “Other When Authorized in Writing by RMA” option on the RO Determined Yield request form should be marked and this request submitted under the “OT” type request into ROE. Explain on the RO Determined Yield request form the reason for the “Other” category.

**2233 Category C Crops, Category D Crops, and Pecan Revenue**

---

**A. AB & DT Types - Alternate Bearing and Downward Trending High Variability Yield Adjustment**

- (1) Prior to submitting this type of RO Determined Yield request, the AIP must conduct the high variability tests identified in Para. [1863](#) to determine if alternate bearing or downward trending exists and adjustments are necessary. These tests must also include any variations or instructions identified by an RO UG.
- (2) These RO Determined Yield request types are requested when the tests in Para. 1863 result in an alternate bearing or downward trending adjustment, and an insured can show the adjustment was not appropriate.
- (3) When this RO Determined Yield request type applies for an alternate bearing determination, the “Alternate Bearing” option on the RO Determined Yield request form should be marked and this request submitted under the “AB” type request into ROE.
- (4) When this RO Determined Yield request type applies for a downward trending determination, the “Downward Trending” option on the RO Determined Yield request form should be marked and this request submitted under the “DT” type request into ROE.

**B. CP Type - Change in Practice or Production Methods**

- (1) This RO Determined Yield request type is requested when a change in practice or production method (such as, reduced tonnage contract, grafting, buck-horning, dehorning, removal of trees/vines/bushes/bogs, etc.) causes a decrease in the insured's crop production from previous crop years. This type is also used when certified organic or transitional organic acreage is affected by a prohibited substance which results in a change in practice and a reduction in insurable acreage or a lower approved yield.
- (2) When this RO Determined Yield request type applies, the "Change in Practice or Production Methods" option on the RO Determined Yield request form should be marked and this request submitted under the "CP" type request into ROE.

**C. DR Type - Damage Resulting (Productivity is Reduced)**

- (1) This RO Determined Yield request type is requested when damage occurs to insurable trees, vines, bushes, or bogs which will reduce the insured's crop production from previous crop years.  
  
**Exception:** If the AIP determines the damage from the previous crop year will not impact the insured crop's production, no RO Determined Yield request is required.
- (2) For Pecan Revenue, this also includes when gross sales are below approved average revenue per acre.
- (3) When this RO Determined Yield request type applies, the "Productivity is Reduced" option on the RO Determined Yield request form should be marked and this request submitted under the "DR" type request into ROE.

**D. HY Type - Higher Yield Request**

- (1) This RO Determined Yield request type is to request a higher yield than the average APH yield when there is reasonable cause. Situations which may be applicable include:
  - (a) bearing acreage coming into insurable production;
  - (b) changes in farming, management, or cultural practices which have increased the yield;
  - (c) increased yield due to removal of an older block(s) or portions of a block(s); or
  - (d) a recently purchased orchard from another grower.
- (2) For Florida citrus fruit, this is for a request to increase a previously reduced dollar amount of insurance.

**D. HY Type - Higher Yield Request (Continued)**

- (3) When this RO Determined Yield request type applies, the “Higher Yield Request” option on the RO Determined Yield request form should be marked and this request submitted under the “HY” type request into ROE.
- (4) In addition to the requirements in Para. [2205B](#), the RO Determined Yield request must provide a minimum of two years of actual yields to determine if the higher yield request is warranted, unless otherwise specified by the RO. Actual yields provided with the request must reflect the conditions that have changed and resulted in higher yields.

**E. IS Type - Irrigation Supply is Not Adequate**

- (1) This RO Determined Yield request type is requested when the current water supply (such as, surface allotment, well, etc.) is not adequate to produce a normal crop for the crop year being certified.
- (2) When this RO Determined Yield request type applies, the “Irrigation Supply is Not Adequate” option on the RO Determined Yield request form should be marked and this request submitted under the “IS” type request into ROE.

**F. MP Type - Minimum Production Requirement**

- (1) This RO Determined Yield request type is requested to provide insurance for APH databases that do not meet the required minimum production identified in the crop policy or [SP](#). These are only allowed when the crop policy or special provision statement specifies that a request may be made when the minimum production has not been met.
- (2) When this RO Determined Yield request type applies, the “Minimum Production Requirement” option on the RO Determined Yield request form should be marked and this request submitted under the “MP” type request into ROE.
- (3) A PAIR for the current crop year is required for MP type requests.

**G. PR Type - Percent Stand Resulting (Acreage Adjustment Increases)**

- (1) This RO Determined Yield request type is requested when acreage reductions have previously been made and acres are requested to be increased.
- (2) When this RO Determined Yield request type applies, the “Other When Authorized in Writing by RMA for Category C” option on the RO Determined Yield request form should be marked and this request submitted under the “PR” type request into ROE. Explain on the RO Determined Yield request form the reason for the “Other” category.

**H. RC Type - Revised/Corrected APH/SRH (Combine/Divide Databases)**

- (1) This RO Determined Yield request type is requested when APH databases are required to either be combined or divided and a T-Yield has not been established. This type is also used when a pecan acreage block(s) is removed that is part of an existing SRH database and the insured requests to remove that acreage from the SRH database.
- (2) When this RO Determined Yield request type applies, the “Other When Authorized in Writing by RMA for Category C” option on the RO Determined Yield request form should be marked and this request submitted under the “RC” type request into ROE. Explain on the RO Determined Yield request form the reason for the “Other” category.

**I. UN Type - Underage Crop**

- (1) This RO Determined Yield request type is requested to provide insurance for APH databases that have not met the age requirement identified in the crop policy or **SP**. These are only allowed when the crop policy or special provision statement(s) specifies that a request may be made when the age requirement has not been met.
- (2) When this RO Determined Yield request type applies, the “Underage Crop” option on the RO Determined Yield request form should be marked and this request submitted under the “UN” type request into ROE.
- (3) A PAIR for the current crop year is required for UN type requests.

**J. US Type - Break in Continuity**

- (1) This RO Determined Yield request type is requested when a break in continuity of production reports occurs for a crop year(s) due to the insured having no interest in the crop for that crop year(s) and the insured requests to use acreage and production history prior to the break in continuity.
- (2) When this RO Determined Yield request type applies, the “Other When Authorized in Writing by RMA for Category C” option on the RO Determined Yield request form should be marked and this request submitted under the “US” type request into ROE. Explain on the RO Determined Yield request form the reason for the “Other” category.
- (3) In addition to the requirements in Para. [2205B](#), the RO Determined Yield request must provide the reason(s) why the prior producer records were not provided or available.

**K. US Type - Change in Practice and Unavailable Prior History for Insurability Requirements**

- (1) This RO Determined Yield request type is requested when a change in practice occurs where prior history for the practice is not available to meet insurability requirements (such as blueberries from non-irrigated to irrigated).
- (2) When this RO Determined Yield request type applies, the “Other When Authorized in Writing by RMA for Category C” option on the RO Determined Yield request form should be marked and this request submitted under the “US” type request into ROE. Explain on the RO Determined Yield request form the reason for the “Other” category.

**L. US Type - Commingled Production for Acreage not Meeting Minimum Age Requirements**

- (1) This RO Determined Yield request type is requested when additional yield adjustment is needed when production from uninsurable acreage not meeting the age requirements is commingled with insurable acreage production. Procedures in Subpara. [1088B](#) and Para. [1854](#) apply.
- (2) When this RO Determined Yield request type applies, the “Other When Authorized in Writing by RMA for Category C” option on the RO Determined Yield request form should be marked and this request submitted under the “US” type request into ROE. Explain on the RO Determined Yield request form the reason for the “Other” category.

**M. US Type - Florida Avocado Assigned Yields**

- (1) This RO Determined Yield request type is requested when production reports are not provided for Florida avocados.
- (2) When this RO Determined Yield request type applies, the “Other When Authorized in Writing by RMA for Category C” option on the RO Determined Yield request form should be marked and this request submitted under the “US” type request into ROE. Explain on the RO Determined Yield request form the reason for the “Other” category.

**N. US Type - Insufficient Stand**

- (1) This RO Determined Yield request type is requested to provide insurance when a crop has not met the required minimum stand requirements identified in the crop policy. These are only allowed when the crop policy specifies that a request may be made when the minimum stand has not been met.
- (2) When this RO Determined Yield request type applies, the “Other When Authorized in Writing by RMA for Category C” option on the RO Determined Yield request form should be marked and this request submitted under the “US” type request into ROE. Explain on the RO Determined Yield request form the reason for the “Other” category.
- (3) A PAIR for the current crop year is required for Insufficient Stand requests.

**2234-2240 (Reserved)**

---

## Section 5: Issued RO Determined Yield

### 2241 Application of RO Determined Yield

---

The RO will issue a percentage of a T-Yield, an assigned RO Determined Yield, or guidance on applicable procedures in a letter to the AIP. Additionally, the letter should include if the RO Determined Yield will remain in the database until the required years of production/revenue are met or no longer need a RO Determined Yield. The AIP must multiply the issued percentage by the current T-Yield or use the assigned RO Determined Yield and apply the applicable yield descriptor and yield indicator to the database. When RMA updates T-Yields, apply the same percentage issued on the RO Determined Yield to the updated T-Yields.

### 2242 AIP Alert Mechanism

---

The ROE system automatically sends an email notification to an AIP-provided distribution email account when the RO makes electronic documents available for the AIP to retrieve. Additionally, when RMA releases a RO Determined Yield document to the AIP, the ROE system will send an alert email to the associated AIP field office email to document this action. These alert mechanisms are provided as a courtesy to the AIP and any failure of these alert mechanisms does not exempt the AIP from the responsibility of timely retrieving documents and notifying the appropriate parties.

The AIP should periodically perform a search in the ROE System to identify new document postings (such as requests for information) by the RO to ensure that the alert mechanisms did not fail to notify the AIP of available documents. RMA will also provide daily releases of approved decisions for submitted RO Determined Yield requests as part of the WA ADM in the “iceexceptionrequest” table that should be monitored by the AIP. RMA will not extend deadlines due to an alert mechanism failure (such as a request for information is not retrieved timely due to an alert mechanism failure, therefore the required information is not submitted by the applicable deadlines and the request is incomplete).

### 2243 AIP Review Timeline

---

AIPs must notify each affected insured of the approved yield(s) no later than 25 calendar days after issuance of the RO Determined Yield. AIPs must document the date the insured was notified of the approved yield to verify timely notification of approved yields.

### 2244 Transmitting RO Determined Yield to RMA

---

The AIP must:

- (1) transmit to RMA the appropriate terms and conditions under which the RO Determined Yield was approved;
- (2) transmit the RO Determined Yield data to RMA in accordance with Appendix III of the SRA, including the applicable RO Determined Yield number; and

**Note:** An “F” yield indicator should not be used unless authorized by the RO Determined Yield.

- (3) timely submit the RO Determined Yield data with the same terms as issued by the RO or the AIP may be subject to the sanctions contained in the SRA.

## 2244 Transmitting RO Determined Yield to RMA (Continued)

---

**Note:** If it is determined that the AIP did not submit the RO Determined Yield data with the same terms as issued by the RO, the RO will refer the issue to the applicable RMA Compliance Field Office.

**2245-3000 (Reserved)**

---



## EXHIBITS

### **Exhibit 1      Acronyms and Abbreviations**

---

See the GSH Exhibit 1 for all applicable acronyms and abbreviations.

See the GSH Exhibit 2 for all applicable definitions.

See the DSSH for all applicable form standards.



## Exhibit 9A Endorsements and Options Chart

The following chart provides information about endorsements and option.

Crop Code	Crop Name	Endorsement or Option Code	Endorsement or Option Name	Pilot Crop or Pilot Option	Continuous *	Elected by Date	Elected By	CAT Coverage	Loss By	Source
0054	Apples	AF	Fresh Fruit Quality Adjustment Option	No	Continuous	SCD	Acre	No	Unit	CP
	Multiple Crops	BU	Basic Unit	Varies by Crop	Continuous	ARD	Unit	Yes	Unit	BP
0208	Grapefruit Trees	CE	Coverage Enhancement Option	No	Continuous	SCD	Crop/County	No	Unit	BP/AD
0207	Orange Trees	CE	Coverage Enhancement Option	No	Continuous	SCD	Crop/County	No	Unit	BP/AD
0193	Tangerine Trees	CE	Coverage Enhancement Option	No	Continuous	SCD	Crop/County	No	Unit	BP/AD
0210	Lime Trees	CE	Coverage Enhancement Option	No	Continuous	SCD	Crop/County	No	Unit	BP/AD
0211	All Other Citrus	CV	Comprehensive Tree Value	Yes	Continuous	SCD	Crop/County	No	Unit	CP
0212	Avocado Trees	CV	Comprehensive Tree Value	Yes	Continuous	SCD	Crop/County	No	Unit	CP
0266	Coffee Trees	CV	Comprehensive Tree Value	Yes	Continuous	SCD	Crop/County	No	Unit	CP
0208	Grapefruit Trees	CV	Comprehensive Tree Value	Yes	Continuous	SCD	Crop/County	No	Unit	CP
0207	Orange Trees	CV	Comprehensive Tree Value	Yes	Continuous	SCD	Crop/County	No	Unit	CP
0267	Papaya Trees	CV	Comprehensive Tree Value	Yes	Continuous	SCD	Crop/County	No	Unit	CP
0193	Tangerine Trees	CV	Comprehensive Tree Value	Yes	Continuous	SCD	Crop/County	No	Unit	CP
0084	Potatoes	CH	Certified Seed High	No	Continuous	SCD	Acre	No	Acre	Endorsement
0084	Potatoes	CL	Certified Seed Low	No	Continuous	SCD	Acre	No	Acre	Endorsement
0084	Potatoes	QA	Quality Option #1	No	Continuous	SCD	Crop/County	No	Unit	Endorsement
0084	Potatoes	QB	Quality Option #2	No	Continuous	SCD	Crop/County	No	Unit	Endorsement
0084	Potatoes	QC	Quality#2/ Fresh	No	Continuous	SCD	Crop/County	No	Unit	Endorsement
0084	Potatoes	QD	Quality#2/ Processing	No	Continuous	SCD	Crop/County	No	Unit	Endorsement
0084	Potatoes	ST	Storage	No	Continuous	SCD	Crop/County	No	Unit	Endorsement
0015	Canola	CR	2 Year Crop Rotation	No	Continuous	ARD	Acre	Yes	Unit	CP/AD
	Multiple Crops	EU	Enterprise Unit	No	Continuous	SCD	Crop/County	No	Unit	BP/AD
	Multiple Crops	EI	Enterprise Unit by Irrigation Practice	No	Continuous	SCD	Crop/County	No	Unit	BP/AD
	Multiple Crops	EC	Enterprise Unit by Cropping Practice	No	Continuous	SCD	Crop/County	No	Unit	CP/AD

**Exhibit 9A      Endorsements and Options Chart (Continued)**

Crop Code	Crop Name	Endorsement or Option Code	Endorsement or Option Name	Pilot Crop or Pilot Option	Continuous *	Elected by Date	Elected By	CAT Coverage	Loss By	Source
	Multiple Crops	EO	Enterprise Unit by Organic Practice	No	Continuous	SCD	Crop/County	No	Unit	BP/AD
	Multiple Crops	ET	Enterprise Unit by Type	No	Continuous	SCD	Crop/County	No	Unit	CP/AD
0226	All Other Grapefruit	FR	With Frost Protection	No	Yearly	ARD	Acre	Yes	Unit	AD
0054	Apples	FR	With Frost Protection	No	Yearly	ARD	Acre	Yes	Unit	AD
0224	Early & Midseason Oranges	FR	With Frost Protection	No	Yearly	ARD	Acre	Yes	Unit	AD
0201	Grapefruit	FR	With Frost Protection	No	Yearly	ARD	Acre	Yes	Unit	AD
0225	Late Oranges	FR	With Frost Protection	No	Yearly	ARD	Acre	Yes	Unit	AD
0202	Lemons	FR	With Frost Protection	No	Yearly	ARD	Acre	Yes	Unit	AD
0309	Mandarins/Tangerines	FR	With Frost Protection	No	Yearly	ARD	Acre	Yes	Unit	AD
0207	Orange Trees	FR	With Frost Protection	No	Yearly	ARD	Acre	Yes	Unit	AD
0215	Navel Oranges	FR	With Frost Protection	No	Yearly	ARD	Acre	Yes	Unit	AD
0227	Oranges	FR	With Frost Protection	No	Yearly	ARD	Acre	Yes	Unit	AD
0203	Tangelos	FR	With Frost Protection	No	Yearly	ARD	Acre	Yes	Unit	AD
0193	Tangerine Trees	FR	With Frost Protection	No	Yearly	ARD	Acre	Yes	Unit	AD
0238	Rio Red & Star Ruby	FR	With Frost Protection	No	Yearly	ARD	Acre	Yes	Unit	AD
0210	Lime Trees	FR	With Frost Protection	No	Yearly	ARD	Acre	Yes	Unit	AD
0208	Grapefruit Trees	FR	With Frost Protection	No	Yearly	ARD	Acre	Yes	Unit	AD
0228	Ruby Red Grapefruit	FR	With Frost Protection	No	Yearly	ARD	Acre	Yes	Unit	AD
0217	Valencia Oranges	FR	With Frost Protection	No	Yearly	ARD	Acre	Yes	Unit	AD
	Multiple Crops	HF	Hail & Fire Exclusion	No	Both	Other	Crop/County	No	Unit	BP/ CIH/DSSH
	Multiple Crops	HB	High-Risk Land Exclusion	No	Continuous	SCD	Acre	No	Unit	BP/AD
0062	Hybrid Corn Seed	HS	Hybrid Seed Price Endorsement	No	Continuous	SCD	Unit	No	Unit	Endorsement
0091	Barley	ME	Malting Barley Endorsement	Yes	Continuous	SCD	Crop/County	No**	Unit	Endorsement
0013	Onions	NS	Stage Removal	Yes	Continuous	SCD	Crop/County	No	Unit	Endorsement
0211	All Other Citrus Trees	OW	Olo Base Policy	Yes	Continuous	SCD	Unit	No	Unit	CP/AD
0207	Orange Trees	OW	Olo Base Policy	Yes	Continuous	SCD	Unit	No	Unit	CP/AD
0211	All Other Citrus Trees	OX,	Olo Ctv Endorsement	Yes	Continuous	SCD	Unit	No	Unit	CP/AD
0212	Avocado Trees	OX	Olo Ctv Endorsement	Yes	Continuous	SCD	Unit	No	Unit	CP/AD
0266	Coffee Tree	OX	Olo Ctv Endorsement	Yes	Continuous	SCD	Unit	No	Unit	CP/AD
0208	Grapefruit Trees	OX	Olo Ctv Endorsement	Yes	Continuous	SCD	Unit	No	Unit	CP/AD
0207	Orange Trees	OX	Olo Ctv Endorsement	Yes	Continuous	SCD	Unit	No	Unit	CP/AD

**Exhibit 9A      Endorsements and Options Chart (Continued)**

Crop Code	Crop Name	Endorsement or Option Code	Endorsement or Option Name	Pilot Crop or Pilot Option	Continuous *	Elected by Date	Elected By	CAT Coverage	Loss By	Source
0266	Coffee Trees	OW	Olo Base Policy	Yes	Continuous	SCD	Unit	No	Unit	CP/AD
0212	Avocado Trees	OW	Olo Base Policy	Yes	Continuous	SCD	Unit	No	Unit	CP/AD
0213	Carambola Trees	OW	Olo Base Policy	Yes	Continuous	SCD	Unit	No	Unit	CP/AD
0208	Grapefruit Trees	OW	Olo Base Policy	Yes	Continuous	SCD	Unit	No	Unit	CP/AD
0209	Lemon Trees	OW	Olo Base Policy	Yes	Continuous	SCD	Unit	No	Unit	CP/AD
0210	Lime Trees	OW	Olo Base Policy	Yes	Continuous	SCD	Unit	No	Unit	CP/AD
0214	Mango Trees	OW	Olo Base Policy	Yes	Continuous	SCD	Unit	No	Unit	CP/AD
0193	Tangerine Trees	OW	Olo Base Policy	Yes	Continuous	SCD	Unit	No	Unit	CP/AD
0073	Nursery (FG&C)	PE	Peak Endorsement	No	Yearly	OTHER	Unit	No	Unit	Endorsements
	Authorized By AD	PF	Prevented Planting +5%	No	Continuous	SCD	Crop/County	No	Acre	BP/AD
0073	Nursery (FG&C)	PO	Price Endorsement Option	Yes	Yearly	SCD	Plant	No	Unit	Endorsements
0073	Nursery (FG&C)	RH	Rehabilitation Endorsement	No	Yearly	SCD	Crop/County	No	Unit	Endorsements
0089	Pears	PQ	Pear Quality Adjustment	No	Continuous	SCD	Crop/County	No	Unit	CP/AD
0084	Potatoes	PR	Processing Quality	No	Continuous	SCD	Unit	No	Unit	Endorsements
0086	Fresh Market Tomatoes	RE	Replant Exclusion	No	Yearly	SCD	Crop/County	Yes	Acre	SP-Pennsylvania
0086	Fresh Market Tomatoes	VA	Minimum Value Option	No	Continuous	SCD	Crop/County	No	Acre	CP/AD
	North Dakota Only: Barley, Canola, Corn, Dry Beans, Dry Peas, Flax, Grain Sorghum, Millet, Mustard, Oats, Rye, Safflower, Soybeans, Sunflowers, Wheat	PY	Personal T-Yield	Yes	Continuous	PRD	Crop/County	No	Unit	Pilot Option Approved by Board, procedure via PM Bulletin 06-028
0083	Peppers	VA	Minimum Value Option I	No	Continuous	SCD	Crop/County	No	Acre	CP/AD
0083	Peppers	VB	Minimum Value Option II	No	Continuous	SCD	Crop/County	No	Acre	CP/AD
0044	Fresh Market Sweet Corn	VO	Minimum Value Option	No	Continuous	SCD	Crop/County	No	Acre	CP/AD
0086	Fresh Market Tomatoes	VO	Minimum Value Option	No	Continuous	SCD	Crop/County	No	Acre	CP/AD
0208	Grapefruit Trees	WC	Without Weed Control	No	Yearly	ARD	Acre	Yes	Acre	CP/AD
0207	Orange Trees	WC	Without Weed Control	No	Yearly	ARD	Acre	Yes	Acre	CP/AD

**Exhibit 9A      Endorsements and Options Chart (Continued)**

Crop Code	Crop Name	Endorsement or Option Code	Endorsement or Option Name	Pilot Crop or Pilot Option	Continuous *	Elected by Date	Elected By	CAT Coverage	Loss By	Source
0193	Tangerine Trees	WC	Without Weed Control	No	Yearly	ARD	Acre	Yes	Acre	CP/AD
0091	Barley	WO	Winter Coverage	No	Continuous	SCD	Unit	No	Unit	Endorsement/CP
0074	Mint	WO	Winter Coverage	No	Continuous	SCD	Crop/County	No	Acre	CP
0067	Dry Peas	WO	Winter Coverage	No	Continuous	SCD	Crop/County	No	Acre	CP
0011	Wheat	WO	Winter Coverage	No	Continuous	SCD	Unit	No	Unit	Endorsement/CP
0081	Soybeans	CP	Contract Price	No	Continuous	ARD	Crop/County	Yes	Unit	SP
0091	Barley	CP	Contract Price	Yes	Continuous	ARD	Crop/County	Yes	Unit	SP
	As authorized by AD	CP	Contract Price Option	No	Continuous	SCD	Crop/County	Yes	Unit	CPA/SP
0052	Table Grapes	PC	Protective Cover	No	Continuous	ARD	Acre	Yes	Unit	SP
0039	Sugar Beets	EH	Early Harvest Adjustment Option	No	Continuous	SCD***	Crop/County	No	Unit	CP
	As authorized by AD	HIP-WI	Hurricane Insurance Protection - Wind Index	No	Continuous	SCD	Crop/County	Yes	County	Endorsement
	As authorized by AD	QL	Quality Loss Option	No	Continuous	SCD***	Crop/County	No	Unit	BP
	As authorized by AD	TS	Tropical Storm Option (HIP-WI only)	No	Continuous	SCD	Crop/County	Yes	County	Endorsement
	As authorized by AD	SCO	Supplemental Coverage Option Endorsement	No	Continuous	SCD	Crop/County /FSA FN	Yes	County	Endorsement
	As authorized by AD	YA	Yield Adjustment 60%	Varies By Crop	Continuous	PRD	Crop/County	Yes	Unit	BP
	As authorized by AD	YE	Yield Exclusion	No	Continuous	SCD	Crop/County	Yes	Unit	BP
	As authorized by AD	YC	Yield Cup	No	Continuous	SCD	Crop/County	No	Unit	Procedure in Part 16, Sec. 4

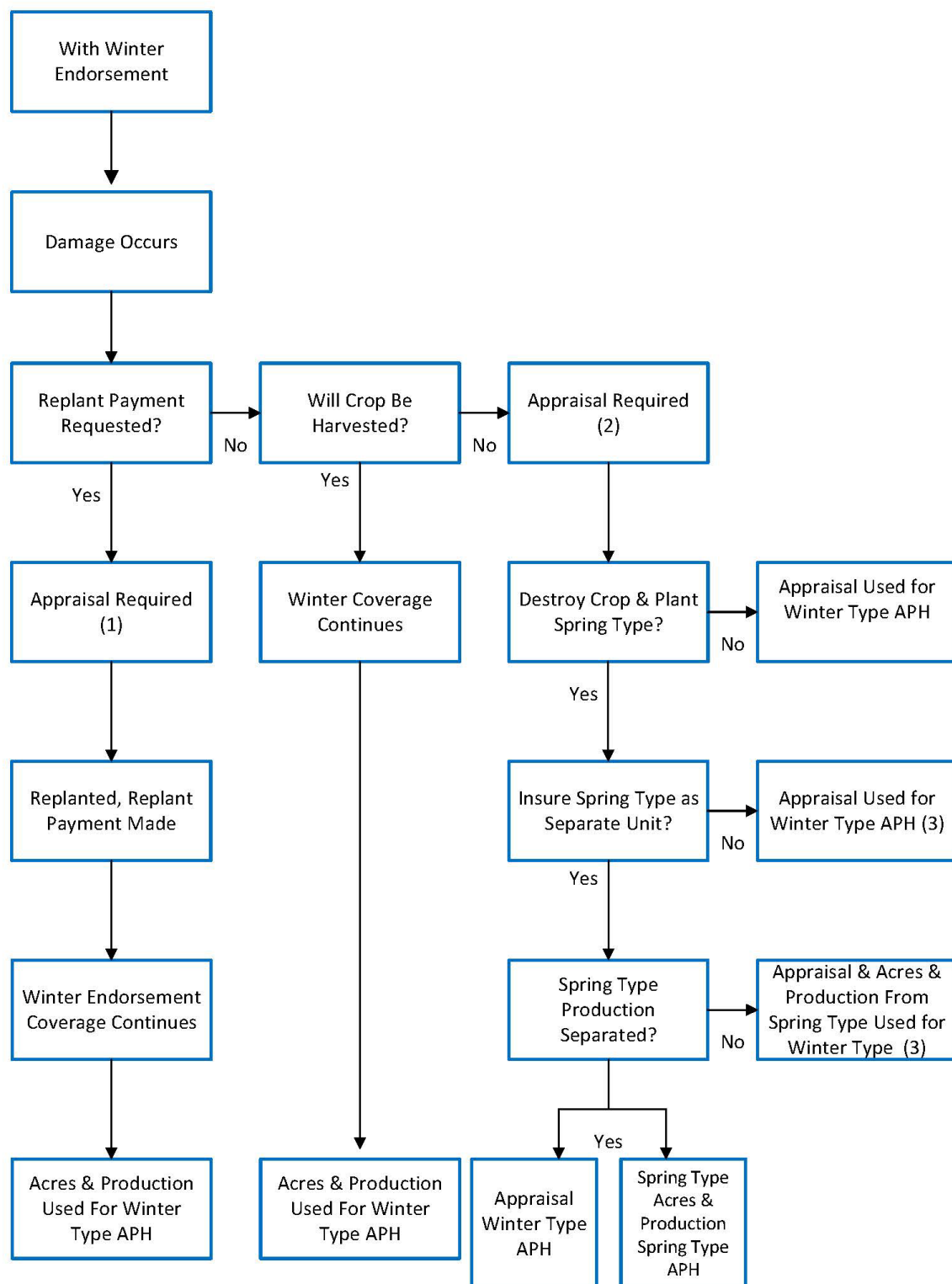
\*“Continuous” refers to Continuous once the endorsement/option is elected. However, if any policy is transferred to a different AIP, a new endorsement or option must be submitted to the new AIP.

\*\*Additional coverage must be elected on the underlying Small Grains Crop Provision policy to be eligible for this Endorsement.

\*\*\*Option is elected by SCD and insured may choose at PRD by APH database and by eligible crop year which actual yields the want the option to apply to.



## Exhibit 9B Wheat or Barley and Dry Pea Winter Coverage Endorsement Flow Chart



(1) Must qualify for replant payment

(2) Appraisal for potential production used for Winter Type APH

(3) If Winter Type and Spring Type production comingled, also use acres and production for Spring Type for Winter Type APH

Producer A farms 100 acres in county X with an approved yield of 154.6 bushels per acre and has a 100 percent share in those acres. The **AD** in county X show that the expected area yield is 145.0 bushels per acre, the projected price is \$4.00, and the expected area revenue is \$580.00. From the **AD** in county X, Producer A elects the 70 percent coverage level for the underlying policy, which results in a liability for the underlying policy of \$43,288 based on the projected price. The insured elects a coverage percentage of 100 percent for SCO Endorsement.

At the end of the insurance period, for county X, FCIC releases a harvest price of \$4.30, a final area yield for county X of 110.2 bushels, and a final area revenue for county X of \$473.86. For the revenue protection example only, the liability for the underlying policy increases to \$46,535.

#### **A.      SCO Endorsement Calculations Example for Revenue Protection**

The example below is the calculations of the supplemental protection, payment factor, and the indemnity for revenue protection with an underlying policy and a revenue SCO Endorsement:

(1)      Supplemental protection:

**Step 1:**              Calculate the supplemental coverage range which is area loss trigger minus coverage level of the underlying policy.

**Example:**          County loss trigger = 86%  
Insured underlying policy coverage level = 70%  
Supplemental coverage range = (86% - 70% = 16%)

**Step 2:**              Calculate the expected crop value by dividing the liability of the underlying policy by the coverage level of the underlying policy.

**Example:**          Underlying policy unit liabilities = \$46,535  
Underlying policy coverage level = 70%  
Expected crop value ( $\$46,535 \div 70\%$ ) = \$66,479

**Step 3:**              Calculate the supplemental protection by multiplying the supplemental coverage range by the expected crop value times coverage percentage.

**Example:**          Supplemental coverage range = 16%  
Unit 0001-0000:  $16\% \times \$66,479 \times 1.00 = \$10,637$   
Supplemental protection = \$10,637

(2)      Calculate the indemnity payment factor by:

**Step 1:**              multiplying the expected area yield by the higher of the projected price or harvest price;

**Example:**           $(145.0 \text{ bushels} \times \$4.30) = \$623.50$

**Step 2:**              dividing the final area revenue by the result of step 1;

**A. SCO Endorsement Calculations Example for Revenue Protection (Continued)**

**Example:**  $(\$473.86 \div \$623.50) = 0.76$

**Step 3:** subtracting the percent from step 2 from area loss trigger; and

**Example:**  $(0.86 - 0.76) = 0.10$

**Step 4** dividing the result of step 3 by the supplemental coverage range.

**Example:**  $(0.10 \div 0.16) = 0.625$

Payment factor = 0.625

$(0.86 - (\$473.86 \div (145.0 \text{ bushels} \times \$4.30))) \div 0.16 = 0.625$

(3) Calculate the indemnity by taking the supplemental protection times the payment factor.

**Example:**  $(\$10,637 \times 0.625) = \$6,648$

**B. SCO Endorsement Calculations Example for Revenue Protection with HPE**

The example below is the calculations of the supplemental protection, payment factor, and the indemnity for revenue protection with the HPE for an underlying policy and a revenue SCO Endorsement with the HPE:

(1) Supplemental protection:

**Step 1:** Calculate the supplemental coverage range which is area loss trigger minus coverage level of the underlying policy.

**Example:** County loss trigger = 86%  
Insured underlying policy coverage level = 70%  
Supplemental coverage range =  $(86\% - 70\%) = 16\%$

**Step 2:** Calculate the expected crop value by dividing the liability of the underlying policy by the coverage level of the underlying policy.

**Example:** Underlying policy unit liabilities = \$43,288  
Underlying policy coverage level = 70%  
Expected crop value  $(\$43,288 \div 70\%) = \$61,840$

**Step 3:** Calculate the supplemental protection by multiplying the supplemental coverage range by the expected crop value times coverage percentage.

**Example:** Supplemental coverage range = 16%  
Unit 0001-0000:  $16\% \times \$61,840 \times 1.00 = \$9,894$   
Supplemental protection = \$9,894

(2) Calculate the indemnity payment factor by:

**Step 1:** dividing the final area revenue by the expected area revenue;

**B. SCO Endorsement Calculations Example for Revenue Protection with HPE (Continued)**

**Example:**  $(\$473.86 \div \$580.00) = 0.817$

**Step 2:** subtracting the percent from step 1 from area loss trigger; and

**Example:**  $(0.86 - 0.817) = 0.043$

**Step 3:** dividing the result of step 2 by the supplemental coverage range.

**Example:**  $(0.043 \div 0.16) = 0.269$

Payment factor = 0.269

$(0.86 - (\$473.86 \div \$580.00)) \div 0.16 = 0.269$

- (3) Calculate the indemnity by taking the supplemental protection times the payment factor.

**Example:**  $(\$9,894 \times 0.269) = \$2,661$

**C. SCO Endorsement Calculations Example for Policies Other Than Revenue Protection**

The example below is the calculations of the supplemental protection, payment factor, and the indemnity for policies other than revenue protection for an underlying policy and a SCO Endorsement for other than revenue protection:

- (1) Supplemental protection:

**Step 1:** Calculate the supplemental coverage range which is area loss trigger minus coverage level of the underlying policy.

**Example:** County loss trigger = 86%  
Insured underlying policy coverage level = 70%  
Supplemental coverage range =  $(86\% - 70\%) = 16\%$

**Step 2:** Calculate the expected crop value by dividing the liability of the underlying policy by the coverage level of the underlying policy.

**Example:** Underlying policy unit liabilities = \$43,288  
Underlying policy coverage level = 70%  
Expected crop value  $(\$43,288 \div 70\%) = \$61,840$

**Step 3:** Calculate the supplemental protection by multiplying the supplemental coverage range by the expected crop value times coverage percentage.

**Example:** Supplemental coverage range = 16%  
Unit 0001-0000:  $16\% \times \$61,840 \times 1.00 = \$9,894$   
Supplemental protection: \$9,894

- (2) Calculate the indemnity payment factor by:

**Step 1:** dividing the final area yield by the expected area yield;

**C. SCO Endorsement Calculations Example for Policies Other Than Revenue ... (Continued)**

**Example:**  $(110.2 \text{ bushels} \div 145.0 \text{ bushels}) = 0.76$

**Step 2:** subtracting the percent from step 1 from area loss trigger; and

**Example:**  $(0.86 - 0.76) = 0.10$

**Step 3:** dividing the result of step 2 by the supplemental coverage range.

**Example:**  $(0.10 \div 0.16) = 0.625$   
Payment factor = 0.625

$(0.86 - (110.2 \text{ bushels} \div 145.0 \text{ bushels})) \div 0.16 = 0.625$

(3) Calculate the indemnity by taking the supplemental protection times the payment factor.

**Example:**  $(9,894 \times 0.625) = \$6,184$

**Exhibit 9D MCEU Correcting Unit Structure Examples**

---

**NOTE:** For simplicity, in the below examples, an EU by irrigation practice is referenced as “EI.”

(1) Does not qualify for MCEU because primary and secondary counties were not designated by the ARD.

**At SCD:**

(a) County A: Insured elects MCEU for the crop and EI for both irrigated and non-irrigated practices.

(b) County B: Insured elects MCEU for the crop and EI for both irrigated and non-irrigated practices.

**At ARD:**

(a) County A: Irrigated practice separately qualifies for EI and is designated as the primary county. Non-irrigated practice separately qualifies for EI and is not designated as a primary or secondary county.

(b) County B: Irrigated practice does not separately qualify for EI and is designated as the secondary county. Non-irrigated practice separately qualifies for EI and is not designated as a primary or secondary county.

**Result:**

(a) The insured elected MCEU and EU by irrigation practice for both irrigation practices. That means the insured must designate each irrigation practice EI as either primary or secondary by ARD. In this example, there are two reasons the crop does not qualify for MCEU:

- (i) First, primary, and secondary county designations were not made on the non-irrigated practice units in either county.
- (ii) Second, even if the non-irrigated practice units in both counties were designated, the non-irrigated acreage in both counties separately qualified for the EI unit structure.
- (b) Assigning unit structure [see Para. [919G\(2\)](#)]:
  - (i) When MCEU requirements are not met, MCEU Endorsement Section 4(c) applies, and a unit structure is assigned if the insured does not qualify for the original EI election. If the insured qualifies for the EI election, the insured cannot change to an EU, BU, or OU unit structure.
  - (ii) In County A, each irrigation practice separately qualified for EI, so the insured retains separate EIs by irrigation practice.
  - (iii) In County B, the irrigated practice does not separately qualify for EI, so the insured has the following options:
    - (A) one EU for all irrigated or non-irrigated practices provided it meets the qualifications for an EU and BUs or OUs for the other practice, whichever is reported on the acreage report and for which the insured qualifies.
    - (B) one EU for both irrigation practices on a crop county basis, provided it meets the qualification for a single EU.
    - (C) BU/OU for both irrigation practices, whichever the insured qualifies for and indicates on their acreage report.

- (2) Does not qualify for MCEU and single EU is elected for the crop county.

**At SCD:**

- (a) County A: Insured elects MCEU and a single EU for the crop.
- (b) County B: Insured elects MCEU and a single EU for the crop.

**At ARD:**

- (a) County A qualifies for EU and is designated as the primary county.
- (b) County B qualifies for EU and is designated as the secondary county.

**Result:**

- (a) The insured elected the MCEU option with EU (includes both irrigation practices) unit structure. To qualify for MCEU, one of the contiguous counties must separately qualify for EU (primary), and the other county cannot separately qualify for EU (secondary). In this example, both counties separately qualified for EU unit structure, so the insured does not qualify for MCEU.

- (b) Assigning unit structure [see Para. [919G\(1\)](#)]:
  - (i) When MCEU requirements are not met, MCEU Endorsement Section 4(c) applies, and a unit structure is assigned if the insured does not qualify for the original EU election. If the insured qualifies for the EU election, the insured cannot change to BU or OU unit structure.
  - (ii) In County A, the crop acreage qualifies for EU, so the insured retains the EU unit structure.
  - (iii) In County B, the crop acreage qualifies for EU, so the insured retains the EU unit structure.

(3) Does not qualify for MCEU and EI elected for both irrigation practices.

**At SCD:**

- (a) County A: Insured elects MCEU for the crop and EI for both irrigated and non-irrigated practices.
- (b) County B: Insured elects MCEU for the crop and EI for both irrigated and non-irrigated practices.

**At ARD:**

- (a) County A: Irrigated practice separately qualifies for EI and is designated as the primary county. Non-irrigated practice separately qualifies for EI and is designated as primary county.
- (b) County B: Irrigated practice does not separately qualify for EI and is designated as the secondary county. Non-irrigated practice separately qualifies for EI and is designated as a secondary county.

**Result:**

- (a) The insured elected the MCEU and EU by irrigation practice for both irrigation practices. That means the insured must designate each irrigation practice EI as either the primary or secondary county by ARD, and the secondary county for each irrigation practice must not separately qualify for the EI unit structure. In this example, the non-irrigated EI in both counties separately qualified for EI unit structure, so the insured does not qualify for MCEU on both practices as elected.
- (b) Assigning unit structure [see Para. [919G\(2\)](#)]:
  - (i) When MCEU requirements are not met, MCEU Endorsement Section 4(c) applies, and a unit structure is assigned if the insured does not qualify for the original EI election. If the insured qualifies for the EI election, the insured cannot change to an EU, BU, or OU unit structure.

- (ii) In County A, each irrigation practice separately qualified for EI, so the insured retains separate EIs by irrigation practice.
- (iii) In County B, the irrigated practice does not separately qualify for EI, so the insured has the following options:
  - (A) EI for non-irrigated practices provided it meets the qualifications for an EU and BUs or OUs for the irrigated practice, whichever is reported on the acreage report and for which the insured qualifies.
  - (B) one EU for both irrigation practices on a crop county basis, provided it meets the qualification for a single EU.
  - (C) BU/OU for both irrigation practices, whichever the insured qualifies for and indicates on their acreage report.

(4) Does not qualify for MCEU and EI elected on one irrigation practice

**At SCD:**

- (a) County A: Insured elects EI for irrigated practices with MCEU option and OU for non-irrigated practices.
- (b) County B: Insured elects EI for irrigated practices with MCEU option and OU for non-irrigated practices.

**At ARD:**

- (a) County A: Irrigated practice does not separately qualify for EI and is designated as the secondary county, but there is no planted irrigated acreage (all prevented from planting). Non-irrigated practice qualifies for OU.
- (b) County B: Irrigated practice separately qualifies for EI and is designated as the primary county. Non-irrigated practice qualifies for OU.

**Result:**

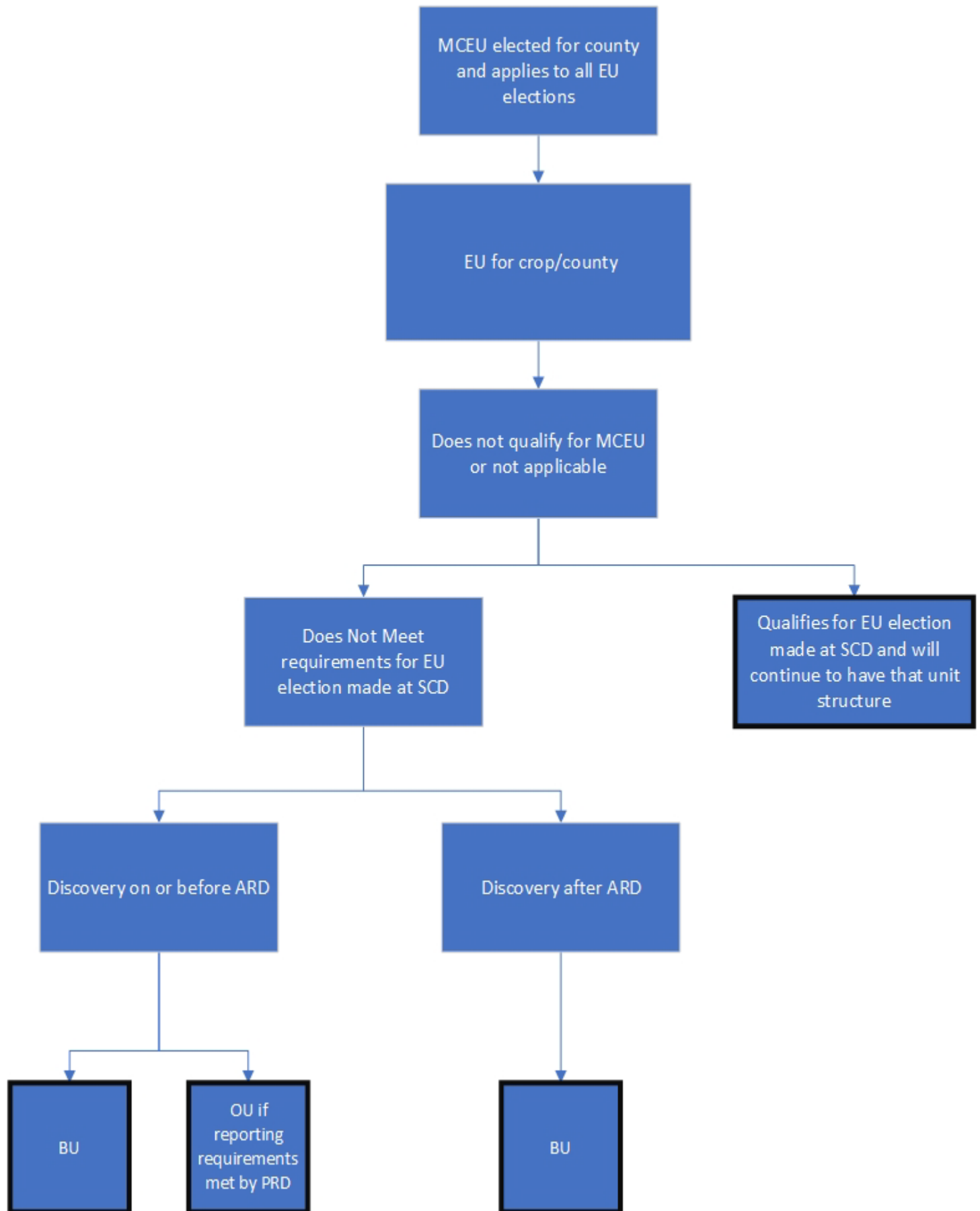
- (a) One of the requirements to qualify for MCEU is that each county must have insured, planted acreage of the crop (MCEU Endorsement Section 3(b)(1)). In this example, the irrigated acreage in County A is entirely prevented from planting, so the insured does not qualify for MCEU.
- (b) Assigning unit structure [see Para. [919G\(3\)](#)]:
  - (i) When MCEU requirements are not met, MCEU Endorsement Section 4(c) applies, and a unit structure is assigned if the insured does not qualify for the original EI unit structure on the practice for which it was originally elected. If the insured qualifies for the EI election, the insured cannot change that single-practice EI to BU or OU unit structure.

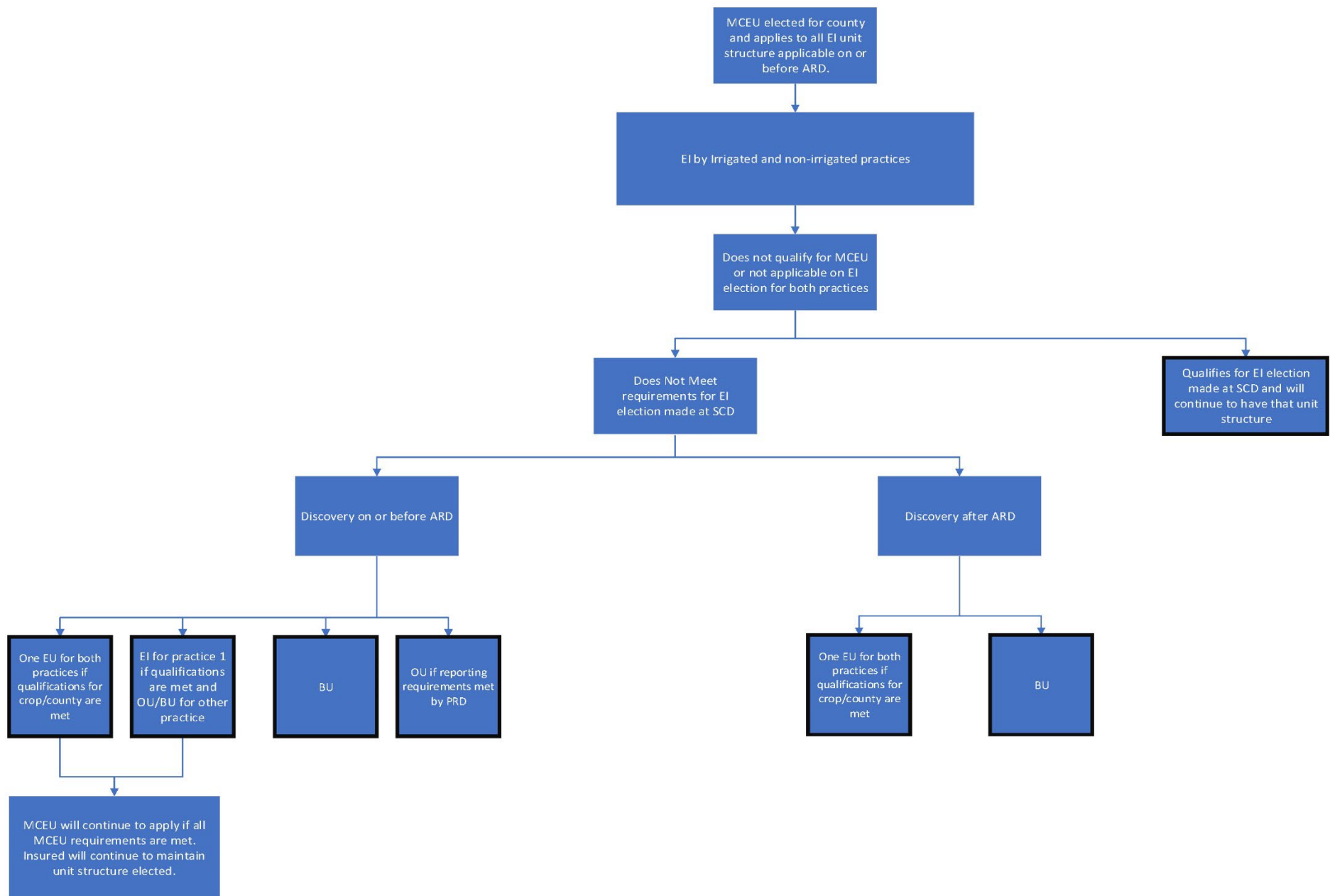


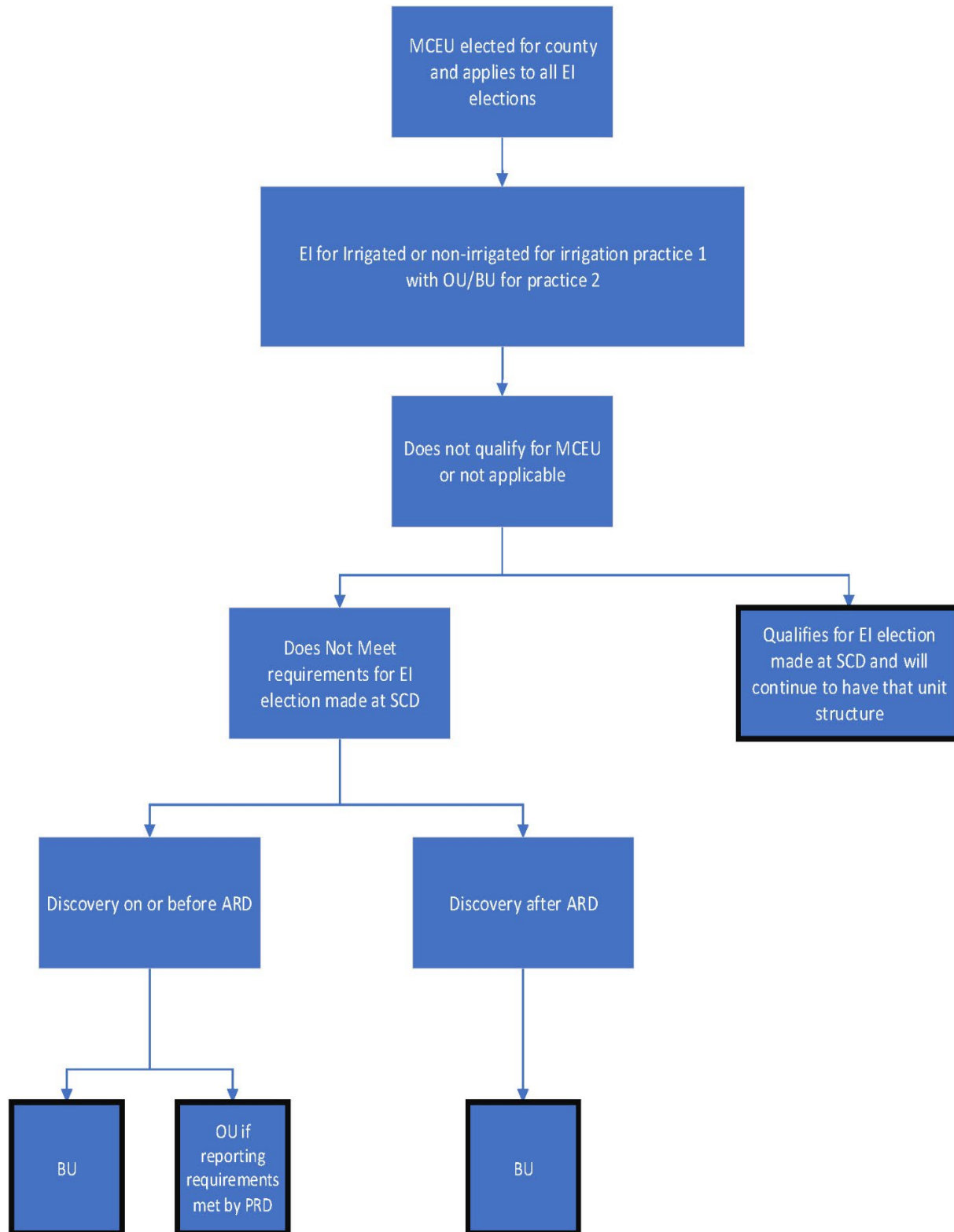
**Exhibit 9D      MCEU Correcting Unit Structure Examples (Continued)**

---

- (ii) In County A, unit structure for both irrigation practices is BU or OU, whichever the insured qualifies for and identifies on their acreage report.
- (iii) In County B, the original unit structure elections are retained: an irrigated practice EI and non-irrigated OUs.







## **Exhibit 9H     Sprinkler Irrigated Rice Endorsement Application Completion Instructions**

---

The SIR Endorsement Application must be completed along with the application for the first year and for each year the SIR Endorsement is in effect. The entry items in the SIR Endorsement Application are required to be completed in its entirety. See DSSH exhibit 67 for the Form Standard.

(1)     Applicant/Insured's Name

Enter the appropriate information here. Verify the name on the SIR Endorsement Application matches the name on the primary Rice policy.

(2)     Street Address

Enter the appropriate information here. Verify the address on the SIR Endorsement Application matches the address on the primary Rice policy.

(3)     City

Enter the appropriate information here. Verify the city name on the SIR Endorsement Application matches the city name on the primary Rice policy.

(4)     State

Enter the appropriate information here. Verify the state on the SIR Endorsement Application matches the state on the primary Rice policy.

(5)     Zip Code

Enter the appropriate information here. Verify the zip code on the SIR Endorsement Application matches the zip code on the primary Rice policy.

(6)     Phone Number

Enter the primary phone number of the insured.

(7)     Cell Phone Number

Enter the primary cell phone number of the insured.

(8)     Identification Number

Enter the appropriate tax identification number information here. Verify the identification number on the SIR Endorsement Application matches the identification number on the primary Rice policy.

(9)     Identification Number Type

Enter the appropriate identification number type information here. Verify the identification number type on the SIR Endorsement Application matches the identification number type on the primary Rice policy.

**Exhibit 9H     Sprinkler Irrigated Rice Endorsement Application Completion Instructions (Continued)**

---

**(10)     Person Type**

Enter the appropriate person type information here. Verify the person type information on the SIR Endorsement Application matches the person type information on the primary Rice policy.

**(11)     Spouse's Name**

Enter the appropriate information here. Verify the name on the SIR Endorsement Application matches the name on the primary Rice policy.

**(12)     Spouse Identification Number**

Enter the appropriate information here. Verify the identification number on the SIR Endorsement Application matches the spouse's identification number on the primary Rice policy.

**(13)     Policy Number**

Enter the policy number listed on the primary Rice policy here. If the Rice policy is new and no number has been issued, write "To be assigned" in this entry location and attach the SIR Endorsement Application to the Rice Policy application. Enter the crop year the endorsement is to apply to.

**(14)     Agency**

Enter the name of agency servicing the contract.

**(15)     Agency Code**

Enter the appropriate agency code for the agency servicing the contract.

**(16)     Agency Street Address**

Enter the appropriate address information here for the agency and agency code listed.

**(17)     Agency City**

Enter the appropriate city information for the agency address.

**(18)     Agency State**

Enter the appropriate state information for the agency address.

**(19)     Agency Zip Code**

Enter the appropriate zip code information for the agency address.

**(20)     Agency Phone Number**

Enter the primary phone number of the agency.

(21)    Applicant/Insured's Authorized Representative

Enter the appropriate information here that supports the insured's person type. Verify the Authorized Representative on the SIR Endorsement Application matches the Authorized Representative on the primary Rice policy.

(22)    Requirement Statements

The SIR requirements and responsibilities of the insured are to be reviewed by the agent with the insured at the time of sale.

(23)    Remarks

Enter any appropriate information or notations here that should be a part of the official application and file.

(24)    Policy No, Current Crop Year, & Date

Enter the appropriate information that records the Rice policy number, the current crop year, and the date the forms are being completed.

(25)    Good Farming Practice Requirements

The SIR Endorsement requirement of access to the farm and sprinkler irrigation equipment of the insured by the AIP is to be reviewed by the agent with the insured at the time of sale.

The SIR Endorsement Good Farming Practice requirements and responsibilities of the insured are to be reviewed by the agent with the insured at the time of sale.

(26)    Applicant/Insured's Printed Name and Signature

Print the insured's name and record the insured's signature.

(27)    Date

Date the signature of the insured was recorded on the SIR Endorsement Application.

(28)    Agent's Printed Name and Signature

Print the name of the licensed and appointed agent and record the agent's signature.

(29)    Date

Date the signature of the agent was recorded on the SIR Endorsement Application.

(30)    Page Numbers

Enter the pages numbers for all pages of the SIR Endorsement Application.

Example:        Page 1 of 3, Page 2 of 3, etc.

1 Applicant/Insured's Name:			13 Agency Name:	14 Agency Code:
2 Street and/or Mailing Address:			15 Agency Address:	
3 City and State:		4 Zip Code:	16 Agency City and State:	
5 Phone Number:		6 Cell Phone Number:	17 Agency Zip Code:	18 Agency Phone:
7 Identification Number:	8 Identification Number Type:	9 Person Type:	19 Applicant/Insured's Authorized Representative:	
10 Spouse Name:	11 Spouse Identification Number:	12 Rice Policy Number:	20. Crop Year _____	

21 I understand the policy requirements and my responsibilities outlined in the Sprinkler Irrigated Rice Endorsement and Special Provisions. Specifically the required:

- (1) Characteristics for the inbred or hybrid rice to be planted, shall be an appropriate inbred or hybrid rice variety that is:
  - (a) adapted for growing conditions found in the southern U.S. rice growing regions and that is a short to medium season maturity variety or hybrid. Late season maturity varieties of rice are not eligible for insurance when sprinkler irrigation is being used;
  - (b) disease resistant to "blast" disease (*pyricularia grisea*). Varieties that are moderately resistant, moderately susceptible or susceptible to "blast" are not eligible to be insured under this Endorsement; and
  - (c) a rice variety that has the grain quality potential equal to U.S. No. 1 as established by the USDA Federal Grain Inspection Service.
- (2) Equipment to execute a sprinkler irrigation practice:
  - (a) with the capacity to deliver at least 7.5 gallons of water per minute per acre; and
  - (b) with the ability to complete one complete circle rotation per one 24-hour period and/or with the irrigation system capacity to ensure appropriate application uniformity over the irrigated areas in a timely fashion to meet the transpiration needs of rice.
- (3) Documentation that verifies:
  - (a) weekly inspections for nutrients, weeds, insects, and disease along with any action taken;
  - (b) fertilizer program executed; and
  - (c) irrigation practice, application events and amounts.
- (4) Planting Date and Late Planting: Planting dates are established by State. There is no late planting provision for sprinkler irrigated rice. Any rice planted under a sprinkler irrigation system after the stated final planting date is uninsurable.

I understand that the company may ask to view all the needed documentation outlined above to determine the eligibility of insurance. I understand that I must follow the stated good farming practices outlined in the Certification Form and the Crop Insurance Handbook. If the outlined farming practices are not followed or the documentation of the farming practices are not available for review, I understand that my insurance coverage may be denied and the crop deemed to be uninsurable.

22 Remarks
------------



24 Policy No: \_\_\_\_\_

Crop Year: \_\_\_\_\_

Date: \_\_\_\_\_

Page: \_\_\_\_\_ of \_\_\_\_\_

**25. Good Farming Practice Requirements**

- (1) As a producer of sprinkler irrigated rice, you must provide the company access to the equipment used to plant, care for, and harvest the crop, if requested.
- (2) Good farming practices are defined; therefore, they must be documented and available for review by the company at any time to determine insurability.  
The practices to be documented are:
  - (a) Weekly inspection for weeds, disease and other problems.
    - (i) If issues are detected, you must take immediate and appropriate actions to remedy the issues.
    - (ii) The actions taken shall be documented (dates and action taken) with field notes, photographs, etc.
  - (b) Planting date and conditions. The rice crop is to be planted in:
    - (i) A clean seedbed either by no till methods or following conventional tillage.
    - (ii) Good soil moisture or shall be irrigated immediately after planting to provide good soil moisture for rice germination.
  - (c) Planning and implementation of an effective weed control program.
    - (i) Dates and actions of the execution of the weed control program shall be recorded by a third-party agronomy scout or Certified Crop Advisor. The weed control program should include documentation of the schedule for herbicide treatment.
    - (ii) Fields shall be inspected weekly by a third-party agronomy scout or Certified Crop Advisor.
      - (A) Inspection records shall be kept by the third-party agronomy scout or Certified Crop Advisor.
      - (B) These records shall be made available to the company for the purposes of insurance adjustment or audit.
    - (iii) All herbicides shall be used according to EPA label requirements and any state and/or local requirements.
  - (d) Planning and implementation of an effective pesticide record keeping program.
    - (i) Dates and actions of the execution of the pesticide application and record keeping program shall be recorded by a third-party agronomy scout or Certified Crop Advisor.
      - (A) Fields shall be inspected weekly by a third-party agronomy scout or Certified Crop Advisor.
      - (B) Records of inspection must include the recommendation of pesticide, the date, rate, and circumstances of the application.
    - (ii) If a commercial applicator applies pesticides to the insured area, their application records shall be made available for the purposes of the insurance adjustment or audit.
    - (iii) All pesticides shall be used according to EPA label requirements and any state and/or local requirements.
  - (e) Planning and implementation of a fertilizer and nutrient management program.
    - (i) The fertilizer and nutrient management strategy shall be based on soil testing and targeted yield goals.
    - (ii) Fertilizer application timing should be determined by crop condition and growth stage as determined by a third-party agronomy scout or Certified Crop Advisor.
      - (A) Weekly inspection records shall document crop growth stage and crop condition related to fertility.
      - (B) These records shall be made available to the company, if requested, for the purposes of insurance adjustment or audit.
  - (f) If a commercial applicator is used for fertilizer application, their records shall be made available for the purposes of the insurance adjustment/auditor.

**Exhibit 91 Sprinkler Irrigated Rice Endorsement Application Example (Continued)**

24 Rice Policy No: \_\_\_\_\_ 25. Crop Year: \_\_\_\_\_ 26. Date: \_\_\_\_\_ Page: \_\_\_\_\_ of \_\_\_\_\_

- (f) Planning and implementation of a disease control program.
- (i) Dates and actions of the execution of a disease control program shall be recorded by a third-party agronomy scout or Certified Crop Advisor.
- (A) Fields shall be inspected at least weekly by a third-party agronomy scout or Certified Crop Advisor.
- (B) Inspection records shall be kept by a third-party agronomy scout or Certified Crop Advisor.
- (C) These records shall be made available to the company for the purposes of insurance adjustment or audit.
- (ii) If a commercial applicator applies fungicides to the insured area, their application records shall be made available for the purposes of the insurance adjustment or audit.
- (iii) All fungicides shall be used according to EPA label requirements and any state and/or local requirements.
- (g) Planning and implementation of a water management program to meet the established evapotranspiration need of rice. You shall:
- (i) Irrigate frequently, with light applications, to maintain appropriate water content in the effective root zone (i.e. top 6" – 8" of soil profile).
- (A) The term "irrigate frequently" means that irrigation shall occur often enough to provide at least the minimum amount of water needed for normal growth; to include an accounting for rainfall and irrigation events so that soil water conditions in the effective root zone does not cause crop water stress on the rice being grown.
- (B) In the event of a loss, the Company may use the irrigation logs, rainfall reports and information from county extension offices or other third party agricultural services to determine if the level of irrigation is sufficient to be considered a "good farming practice".
- (ii) Document irrigation applications. This documentation may be documented by a third-party agronomy scout, Certified Crop Advisor, or by digital means, such as flow meters or digital control panels purchased from the sprinkler equipment manufacturer.
- (A) Documentation shall include: irrigation dates, irrigation depth applied for each application, and rainfall dates and amounts from planting to maturity; to include field notes for any irrigation event that did not irrigate the entire field.
- (B) Documentation shall include: documentation of equipment inspection and water recommendations as recorded by a third-party agronomy scout or Certified Crop Advisor. For center pivot irrigation management, you should seek to keep the wheel tracks as dry as possible to minimize tire ruts and prevent the machine from getting stuck so that the proper application and timing are maintained during the growing season.
- (C) Your irrigation management practice should prevent irrigation runoff.

I certify that to the best of my knowledge and belief all of the information on this form is correct. I also understand that failure to report completely and accurately may result in sanctions under my policy, including but not limited to voidance of the policy, and in criminal or civil penalties (18 U.S.C. §1006 and §1014; 7 U.S.C. §1506; 31 U.S.C. §3729, §3730 and any other applicable federal statutes).

27. <u>Applicant</u> /Insured's Printed Name and Signature:	28. Date	29. Agent's Printed Name and Signature	30. Date

## Exhibit 10A Examples of Unit Numbering when Units Change

### (1) Change in Elected Unit Structure

In 2024, insured elected OUs. In 2025, insured changed to CAT level coverage and can only have BUs. Although the insured's elected unit structure has changed, APH databases at the OU level must be maintained and transmitted to RMA.

If the insured reports production on a BU level or production is commingled between OUs, AIPs must prorate the production to the existing APH databases with planted acreage. The table on the left is for CY 2024 Additional Coverage. The table on the right is for CY 2025 CAT Coverage.

Share Holder(s)	Unit Number	Unit Structure		Share Holder(s)	Unit Number	Unit Structure
Landlord A/ Tenant 1	0001-0001	OU		Landlord A/ Tenant 1	0001-0001	BU
Landlord A/ Tenant 1	0001-0002	OU		Landlord A/ Tenant 1	0001-0002	BU
Landlord A/ Tenant 1	0001-0003	OU		Landlord A/ Tenant 1	0001-0003	BU

### (2) Unit Division

In 2024, insured has one BU (0001-0000) consisting of 180 acres, share-rented from Landlord A. In 2025, Landlord A has sold 80 acres of the 180 acres to Landlord B. Insured continues to share-rent the same 180 acres, but now is share-renting 100 acres from Landlord A and share-renting 80 acres from Landlord B.

For 2025, BU 0001-0000 must be divided into 0001-0000BU and 0002-0000BU. [See Part 10 Section 7](#) for instructions and procedures for dividing units. The table on the left shows the shares for CY 2024. The table on the right shows the shares for CY 2025.

Share Holder(s)	Acres	Unit Number	Unit Structure		Share Holder(s)	Acres	Unit Number	Unit Structure
Landlord A/ Insured	180	0001-0000	BU		Landlord A/ Insured	100	0001-0000	BU
					Landlord B/ Insured	80	0002-0000	BU

**Exhibit 10A Examples of Unit Numbering when Units Change (Continued)**

---

**(3) Commingled Production between Two or More OUs**

In 2024, the insured had five OUs. During processing of a claim for indemnity it was discovered that production was commingled between units 0001-0001OU and 0001-0003OU and also between 0001-0002OU and 0001-0004OU. The next crop year's APH would be processed with three OUs (with two of the OUs having 2 APH databases each). The table on the left shows unit structure for CY 2024. The table on the right shows the unit structure for CY 2025.

Unit Number	Unit Structure		Unit Number	Unit Structure	Record Number	Reason Code
0001-0001	OU		0001-0001	OU	001	C
0001-0002	OU		0001-0002	OU	001	C
0001-0003	OU		0001-0001	OU	002	C
0001-0004	OU		0001-0002	OU	002	C
0001-0005	OU		0001-0005	OU		



**Example 1:** This example illustrates combining units and yield history due to a change in BU structure from two OU APH databases into a single BU APH database when both APH databases contain actual or assigned yields.

In this example, land that was previously share rented has been purchased and is being combined with unit 0002-0002OU, which is owned by the insured. The tables below illustrate the Previous (Policy) Year's Databases (2024) with the table on the left for Unit 0002-0002OU (NI NFAC) and the table on the right for Unit 0001-0001OU (NI NFAC).

Year	Prod	Acres	Yield		Year	Prod	Acres	Yield
2018					2018			
2019			T19		2019			
2020			T19		2020			T19
2021	1,200	60.0	A20		2021	2,880	90.0	A32
2022		0.0	Z		2022	1,680	60.0	A28
2023	880	40.0	A22		2023	1,920	80.0	A24

**Step 1:** The insured provides the 2025 production report for the 2024 APH crop year (most recent APH crop year): NI NFAC practice with 3,000 bu. production, 100.0 actual acres and a 30-bu. average yield.

**Step 2:** Actual acres and production are combined.

Year	Production	Acres	Yield	Calculation
2021	4,080	150.0	27	$(1,200[\text{Bu}] + 2,880[\text{Bu}]) \div (60.0[\text{acres}] + 90.0[\text{acres}])$
2022	1,680	60.0	28	$(0[\text{Bu}] + 1,680[\text{Bu}]) \div (0.0[\text{acres}] + 60.0[\text{acres}])$
2023	2,800	120.0	23	$(880[\text{Bu}] + 1,920[\text{Bu}]) \div (40.0[\text{acres}] + 80.0[\text{acres}])$

**Step 3** Since four years of actual records are available, T-Yields are not used in the resulting APH database.

**Step 4** Calculate approved yield (Total of all yields, divided by the number of years with yields = approved yield). The table below illustrates the Current (Policy) Year's Database (2025) for Unit 0002-0000BU (NI NFAC).

Step	Year	Prod	Acres	Yield
Step 3				
Step 2	2021	4,080	150.0	A27
Step 2	2022	1,680	60.0	A28
Step 2	2023	2,800	120.0	A23
Step 1	2024	3,000	100.0	A30
Step 4			Total 108 ÷ 4 =	27

## Exhibit 10B Combining Units and APH Databases (Continued)

**Example 2:** This example illustrates establishing the current (policy) crop year APH database when two BUs are combined into a single BU due to a change in the BU structure. For the prior APH crop year, unit 0001-0001OU contained actual and assigned yields. Unit 0001-0002OU was added land the prior year and contained only T-Yields of 17 bu. The tables below illustrate the Previous (Policy) Year's Databases (2024) with the table on the left for Unit 0001-0000BU (NI NFAC) and the table on the right for Unit 0002-0000BU (NI NFAC).

Year	Prod	Acres	Yield		Year	Prod	Acres	Yield
2018					2018			
2019	2,200	55.0	A40		2019			
2020		0.0	Z		2020			T17
2021		40.5	P15		2021			T17
2022	2,520	60.0	A42		2022			T17
2023	1,210	50.0	A24		2023			T17

- Step 1:** For the current (policy) crop year (2025), the insured reported 120 acres and 5,760 bushels of production (from both locations) on a combined production report for the most recent APH crop year (2024). Acreage and productivity requirements stated in [Part 17 Section 7](#) for added land were met in 2023, which allows the databases to be combined.
- Step 2:** Since there is no actual acres or production from unit 0002-0000 BU to be combined with unit 0001-0000BU, no action is necessary for this step.
- Step 3:** Since four years of actual/assigned yield are available, T-Yields are not used in the resulting APH database.
- Step 4:** Calculate the approved yield. (Total of all yields, divided by the number of years with yields = approved yield). The table below illustrates the Current (Policy) Year's Database (2025) for Unit 0001-0000BU.

Step	Year	Prod	Acres	Yield
Step 2	2019	2,200	55.0	A40
Step 2	2020		0.0	Z
Step 2	2021		40.5	P15
Step 2	2022	2,520	60.0	A42
Step 2	2023	1,210	50.0	A24
Step 1	2024	5,760	120.0	A48
Step 4			Total 169 ÷ 5 =	34

## Exhibit 10B Combining Units and APH Databases (Continued)

**Example 3:** Maintaining previously established APH databases for the current (policy) crop year (2025) when three OUs are temporarily combined into a single BU. The BU for the previous (policy) crop year contained three OUs (0001-0001OU, 0001-0002OU and 0001-0003OU). Two OUs contained actual yields and one contained T-Yields. The tables below illustrate the Previous (Policy) Year's Databases (2024) with the table on the left for Unit 0001-0001OU, the table in the center for Unit 0001-0002OU, and the table on the right for Unit 0001-0003OU.

Year	Prod	Acres	Yield		Year	Prod	Acres	Yield		Year	Prod	Acres	Yield
2020	17,170	85.0	A202		2020			L174		2020			T150
2021	10,450	110.0	A95		2021			L174		2021			T150
2022	16,200	90.0	A180		2022	15,000	100.0	A150		2022			T150
2023	18,500	100.0	A185		2023	41,000	200.0	A205		2023			T150
		Total = 662 ÷ 4	166				Total = 703 ÷ 4	176				Total = 600 ÷ 4	150

**Step 1:** The tables below illustrate the Current (Policy) Year's APH Databases (2025) with the table on the left for Unit 0001-0001BU, the table in the center for Unit 0001-0002BU, and the table on the right for the Unit 0001-0003BU.

**Step 2:** For the current (policy) crop year (2025), the insured for the most recent APH crop year (2024) reported 110 acres and 21,450 bushels of production from Unit 0001-0001BU, 150 acres and 24,000 bushels of production from Unit 0001-0002BU, and zero acres and production from Unit 0001-0003BU.

**Step 3:** Calculate the approved yield. (Total of all yields, divided by the number of years with yields = approved yield.)

Year	Prod	Acres	Yield		Year	Prod	Acres	Yield		Year	Prod	Acres	Yield
2020	17,170	85.0	A202		2020					2020			T150
2021	10,450	110.0	A95		2021			L174		2021			T150
2022	16,200	90.0	A180		2022	15,000	100.0	A150		2022			T150
2023	18,500	100.0	A185		2023	41,000	200.0	A205		2023			T150
Step 2 2024	21,450	110.0	A195		Step 2 2024	24,000	150.0	A160		Step 2 2024			Z
Step 3		Total = 857 ÷ 5	171		Step 3		Total = 689 ÷ 4	172		Step 3		Total = 600 ÷ 4	150

## Exhibit 10B Combining Units and APH Databases (Continued)

**Step 4:** For 2026 the previous APH crop year's production (2025) was not reported separately by APH database. APH database 0001-0002BU and APH database 0001-0003BU were planted and the production was commingled (50,000 bushels ÷ 500 acres = 100 bu. per acre). 200 acres were planted on APH database 0001-0002BU (200.0 × 100 = 20,000 bu.) and 300 acres planted on APH database 0001-0003BU (300.0 × 100 = 30,000 bu.). The APH databases are completed using the prorated actual production. No acres were planted on APH database 0001-0001BU and its APH database is updated using zero planted rules. The "PA" yield.

The tables below illustrate the Subsequent (Policy) Crop Year (2026) with the table on the left for Unit 0001-0001BU, the table in the center for Unit 0001-0002BU, and the table on the right for Unit 0001-0003BU.

Year	Prod	Acres	Yield		Year	Prod	Acres	Yield		Year	Prod	Acres	Yield
2020	17,170	85.0	A202		2020					2020			
2021	10,450	110.0	A95		2021					2021			T150
2022	16,200	90.0	A180		2022	15,000	100.0	A150		2022			T150
2023	18,500	100.0	A185		2023	41,000	200.0	A205		2023			T150
2024	21,450	110.0	A195		2024	24,000	150.0	A160		2024			Z
2025		0.0	Z		2025	20,000	200.0	PA100		2025	30,000	300.0	PA100
		Total = 857 ÷ 4	171			Total = 615 ÷ 4	154				Total = 550 ÷ 4	138	

**Example 4:** Using the same information as Example 3, maintaining previously established databases for the current (policy) crop year (2025) when OUs 0001-0001OU and 0001-0003OU are temporarily combined into an OU (0001-0001OU) and OU 0001-0002OU will be retained. The tables below illustrate the Previous (Policy) Year's Databases (2024) with the table on the left for Unit 0001-0001OU, the table in the center for Unit 0001-0002OU, and the table on the right for Unit 0001-0003OU.

Year	Prod	Acres	Yield		Year	Prod	Acres	Yield		Year	Prod	Acres	Yield
2020	17,170	85.0	A202		2020			L174		2020			T150
2021	10,450	110.0	A95		2021			L174		2021			T150
2022	16,200	90.0	A180		2022	15,000	100.0	A150		2022			T150
2023	18,500	100.0	A185		2023	41,000	200.0	A205		2023			T150
		Total = 662 ÷ 4	166			Total = 703 ÷ 4	176				Total = 600 ÷ 4	150	

**Step 1:** The tables below illustrate the Current (Policy) Year's Databases (2025) with the table on the left for Unit 0001-0001OU Record .1, the table in the center for Unit 0001-0002, and the table on the right for Unit 0001-0001OU Record .3.

**Step 2:** For the current (policy) crop year (2025), the insured for the most recent APH crop year (2024) reported 110 acres and 21,450 bushels of production from Unit 0001-0001OU Record .1, 150 acres and 24,000 bushels of production from Unit 0001-0002OU, and zero acres and production from Unit 0001-0001OU Record .3.



**Exhibit 10B Combining Units and APH Databases (Continued)**

**Step 3:** Calculate the approved yield. (Total of all yields, divided by the number of years with yields = approved yield).

Step 1	Unit	0001-0001	Record .1		Step 1	Unit	0001-0002			Step 1	Unit	0001-0001	Record .3
Year	Prod	Acres	Yield		Year	Prod	Acres	Yield		Year	Prod	Acres	Yield
2020	17,170	85.0	A202		2020					2020			T150
2021	10,450	110.0	A95		2021			L174		2021			T150
2022	16,200	90.0	A180		2022	15,000	100.0	A150		2022			T150
2023	18,500	100.0	A185		2023	41,000	200.0	A205		2023			T150
Step 2	21,450	110.0	A195		Step 2	24,000	150.0	A160		Step 2		0.0	Z
2024					2024					2024			
Step 3		Total = 857 ÷ 4	171		Step 3		Total = 689 ÷ 4	172		Step 3		Total = 600 ÷ 4	150

**Example 5:** The following illustrates dividing the BU into three OUs in a subsequent crop year (2027). The tables below illustrate the Dividing the OUs in a Subsequent Crop Year (2027) with the table on the left for Unit 0001-0001, the table in the center for Unit 0001-0002, and the table on the right for Unit 0001-0003.

**Step 1:** 2025 production was commingled between units 0001-0002OU and 0001-0003OU and prorated when calculating the 2026 approved yield.

**Step 2:** The appropriate records were updated with the acres and separated actual production for the most recent APH crop year (2026) to qualify for OUs (prorated production calculations are not acceptable records to qualify for OUs).

**Step 3:** Calculate the approved yield. (Total of all yields, divided by the number of years with yields = approved yield.)

Year	Prod	Acres	Yield		Year	Prod	Acres	Yield		Year	Prod	Acres	Yield
2020	17,170	85.0	A202		2020					2020			
2021	10,450	110.0	A95		2021					2021			
2022	16,200	90.0	A180		2022	15,000	100.0	A150		2022			T150
2023	18,500	100.0	A185		2023	41,000	200.0	A205		2023			T150
2024	21,450	110.0	A195		2024	24,000	150.0	A160		2024		0.0	Z
2025		0.0	Z		2025	20,000	200.0	PA100		2025	30,000	300.0	PA100
Step 1					Step 1					Step 1			
2026	21,120	110.0	A192		2026	25,500	150.0	A170		2026	8,000	50.0	A160
Step 2					Step 2					Step 2			
Step 3		Total = 1,049 ÷ 6	175		Step 3		Total = 785 ÷ 5	157		Step 3		Total = 560 ÷ 4	140

## Exhibit 10C Dividing Units Examples

**Example 1:** A BU is divided into two OUs. The insured filed acceptable production reports for the current (policy) crop year (2025 APH crop year only) for units 0001-0001OU and 0001-0002OU. Insured does not recertify production or acres.

The same process will be used for insured that start providing separate production reports for acreage that could be separate OUs under additional coverage while still insured under CAT. The table below illustrates the Previous (Policy) Year (2025) for Unit 0001-0000(SF), BU (Sec 1 & 2).

Year	Prod	Acres	Yield
2018	8,800	200.0	A44
2019		0.0	Z
2020		100.0	P37
2021	10,080	210.0	A48
2022	8,000	200.0	A40
2023	4,800	240.0	A20

The tables below illustrate the Current (Policy) Year's OU (2023) for Unit 0001-0001(SF) Sec. 1 on the left and Unit 0001-0002(SF) Sec. 2 on the right. The step number for the completion of the division of units is in between the tables.

Year	Prod	Acres	Yield		Step		Year	Prod	Acres	Yield
2018	8,800	200.0	DA44		Step 2		2018	8,800	200.0	DA44
2019		0.0	Z		Step 2		2019		0.0	Z
2020		100.0	P37		Step 2		2020		100.0	P37
2021	10,080	210.0	DA48		Step 2		2021	10,080	210.0	DA48
2022	8,000	200.0	DA40		Step 2		2022	8,000	200.0	DA40
2023	4,800	240.0	DA20		Step 2		2023	4,800	240.0	DA20
2024	4,400	80.0	A55		Step 1		2024		0.0	Z
	Total	244 ÷ 6 =	41		Step 4			Total	189 ÷ 5 =	38

**Example 2:** 2025 APH crop year production reports are submitted for two OUs. The acreage was previously reported as one unit. Acreage previously reported was recertified for two OUs. The same process will be used for insureds that start providing separate production reports for acreage that could be separate OUs under additional coverage while still insured under CAT. The table below illustrates the Previous (Policy) Year (2024) for Unit 0001-0000BU(SF), BU (Sec 10 & 11).

Year	Prod	Acres	Yield
2018	10,400	200.0	A52
2019		0.0	Z
2020		100.0	P36
2021	11,340	210.0	A54
2022	8,000	200.0	A40
2023	4,800	240.0	A20
	Total	202 ÷ 5 =	40

## Exhibit 10C Dividing Units Examples (Continued)

The tables below illustrate the Current (Policy) Year (2025) OU for Unit 0001-0001OU(SF) on the left and Unit 0001-0002OU(SF) on the right. The step number for the completion of the division of units is in between the tables.

Year	Prod	Acres	Yield		Step		Year	Prod	Acres	Yield
2017					Step 3					
2018	6,240	120.0	PA52		Step 2		2018	4,160	80.0	PA52
2019		0.0	Z		Step 2		2019		0.0	Z
2020		100.0	P36		Step 2		2020		100.0	P36
2021	5,940	110.0	PA43		Step 2		2021	5,400	100.0	PA54
2022	5,600	140.0	PA40		Step 2		2022	2,400	60.0	PA40
2023	2,000	100.0	PA20		Step 2		2023	2,800	140.0	PA20
2024		0.0	Z		Step 1		2024	4400	80.0	A55
	Total	181 ÷ 5 =	37		Step 4			Total	274 ÷ 6 =	46

**Example 3:** The BU definition changed and the BUs increased from one unit to two units. The insured filed one policy unit production report according to the previous BU definition. The yield history is simply duplicated to the additional unit. However, separate production reports must be filed the subsequent crop year. The table below illustrates the Previous (Policy) Year (2024) for Unit 0001-0000BU(NISP).

Year	Prod	Acres	Yield
2019			
2020		0.0	N270
2021		0.0	N270
2022	20,000	50.0	A400
2023	31,875	75.0	A425
	Total	1,365 ÷ 4 =	341

The tables below illustrate the Current (Policy) Year (2025) for Unit 0001-0000BU(NISP) on the left and Unit 0002-0000BU(NISP) on the right.

Year	Prod	Acres	Yield		Year	Prod	Acres	Yield
2020					2020			
2021		0.0	T300		2021			T300
2022	20,000	50.0	DA400		2022	20,000	50.0	DA400
2023	31,875	75.0	DA425		2023	31,875	75.0	DA425
2024	45,400	100.0	DA454		2024	45,400	100.0	DA454
	Total	1,579 ÷ 4 =	395			Total	1,579 ÷ 4 =	395

(1) Definitions

- (a) Beans - Dry beans and contract seed beans.
- (b) Dry Beans - The crop defined by the United States Standards for Beans excluding contract seed beans. The insured may elect to insure dry bean acreage grown under contract with a seed company as commercial dry beans provided it is reported as the appropriate type (not contract seed) on the acreage report. The minimum quality standards stated in the seed contract will not apply.
- (c) Contract Seed Beans - Dry beans grown under the terms of a seed bean processor contract for the purpose of producing dry beans or vegetable beans in a future crop year.
- (d) Type - A category of beans identified as a type in the **AD**.

(2) BU and OU Division for Dry and Contract Seed Beans

- (a) In addition to the definition of BU in section 1 of the BP, all acreage of contract seed beans qualifies as a separate BU. For production-based seed bean processor contracts, the BU will consist of all the acreage needed to produce the amount of production under contract, based on the actual production history of the acreage. For acreage-based seed bean processor contracts, the BU will consist of all acreage specified in the contract.

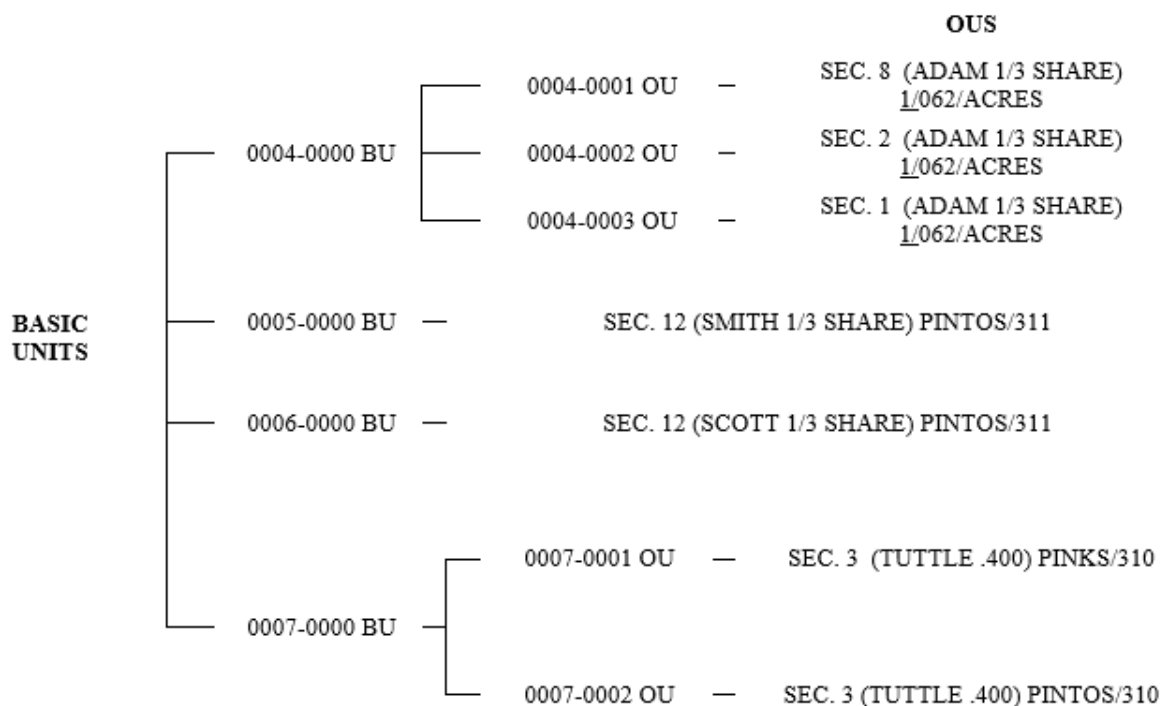
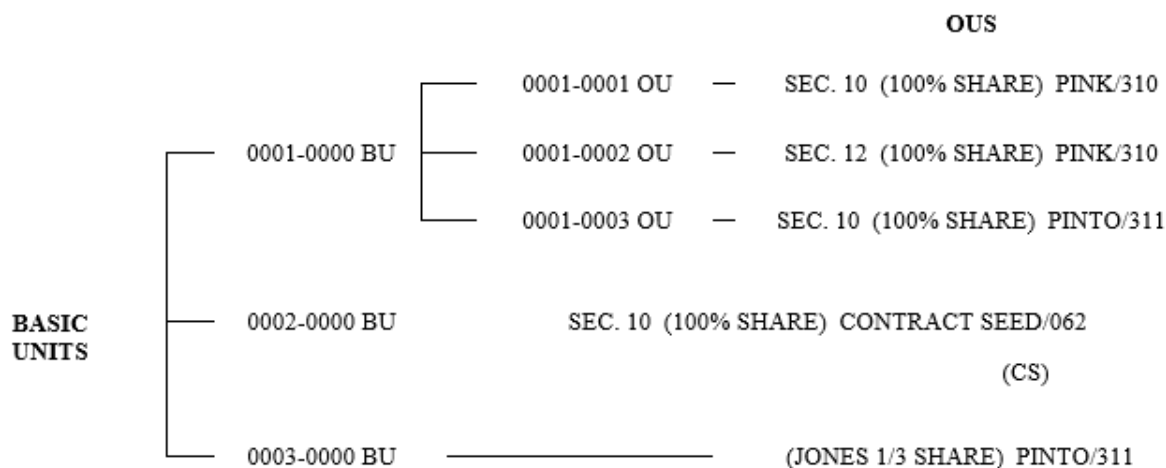
Acreage planted to dry beans and contract seed beans are separate BUs. For dry beans and contract seed beans a BU is all insurable acreage of dry beans or contract seed beans in the county in which the insured has:

- (i) 100 percent share; or
  - (ii) Is owned by one entity and operated by another specific entity on a share basis.
- (b) BUs determined in A above may be further divided into OUs by:
  - (i) Bean Type Shown on the **AD** (Dry Beans only).
  - (ii) Section, Section Equivalent, or FSA FN (Dry Beans or Contract Seed Beans if the contract specifies the number of acres under contract).
  - (iii) Irrigated and non-irrigated Practices (Dry Beans or Contract Seed Beans if the contract specifies the number of acres under contract).
  - (iv) Written Unit Agreement (Dry Beans or Contract Seed Beans if the contract specifies the number of acres under contract).

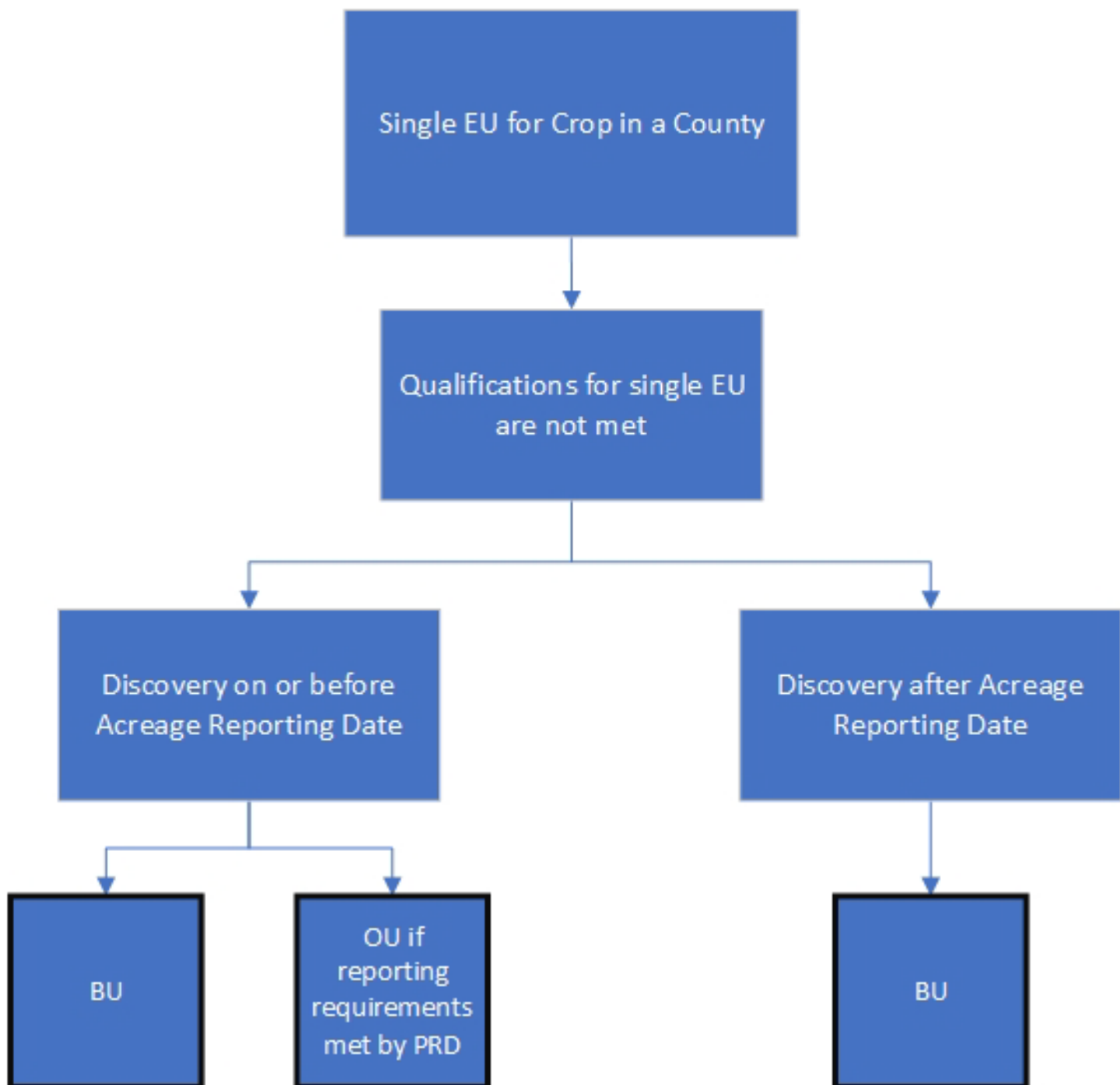
## Exhibit 10D Additional Bean Procedure for BU and OU Yields by Types (Continued)

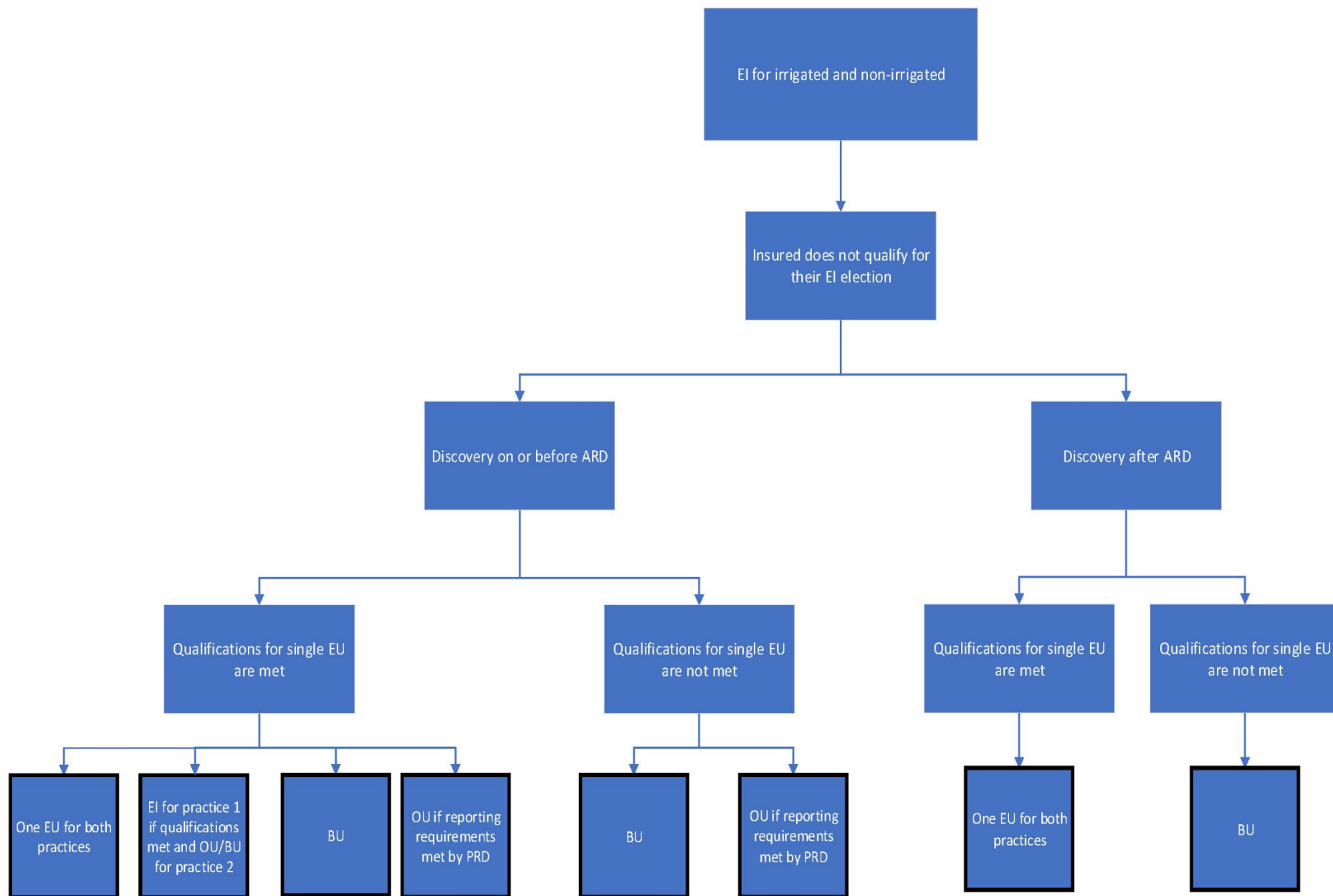
Contract seed beans may qualify for a separate OU only if the seed bean processor contract specifies the number of acres under contract and contract seed beans are listed as a separate type in the AD. Contract seed beans produced under a seed bean processor contract that specifies only an amount of production are not eligible for a separate OU.

- (c) Refer to the following examples and [Part 10 Section 1](#) and [2](#) for additional BU and OU determination instructions. [Part 10 Section 5](#) provides instructions for numbering BUs and OUs.

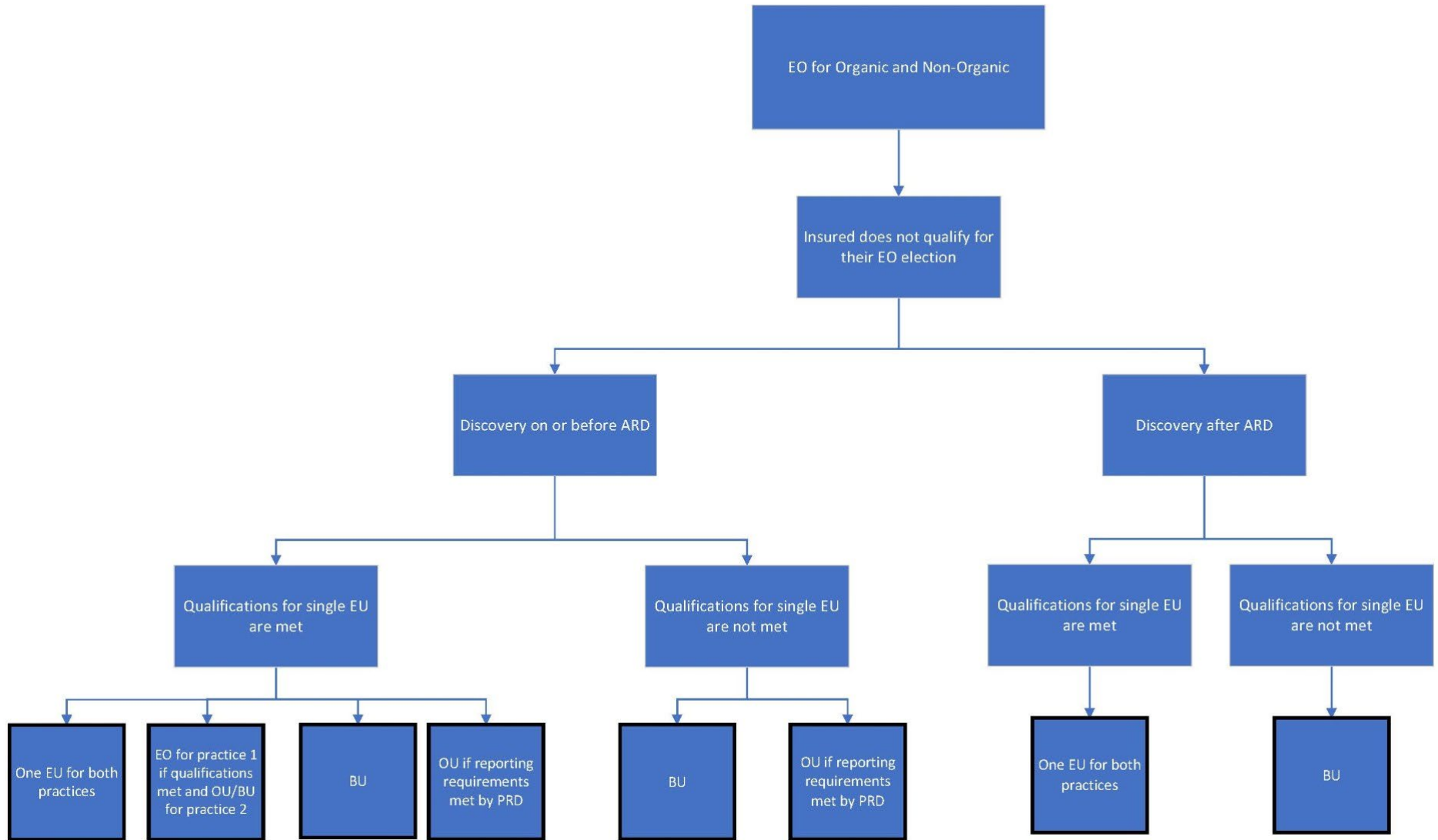


1/ If contract specifies the number of acres. If contract specified only an amount of production one BU.

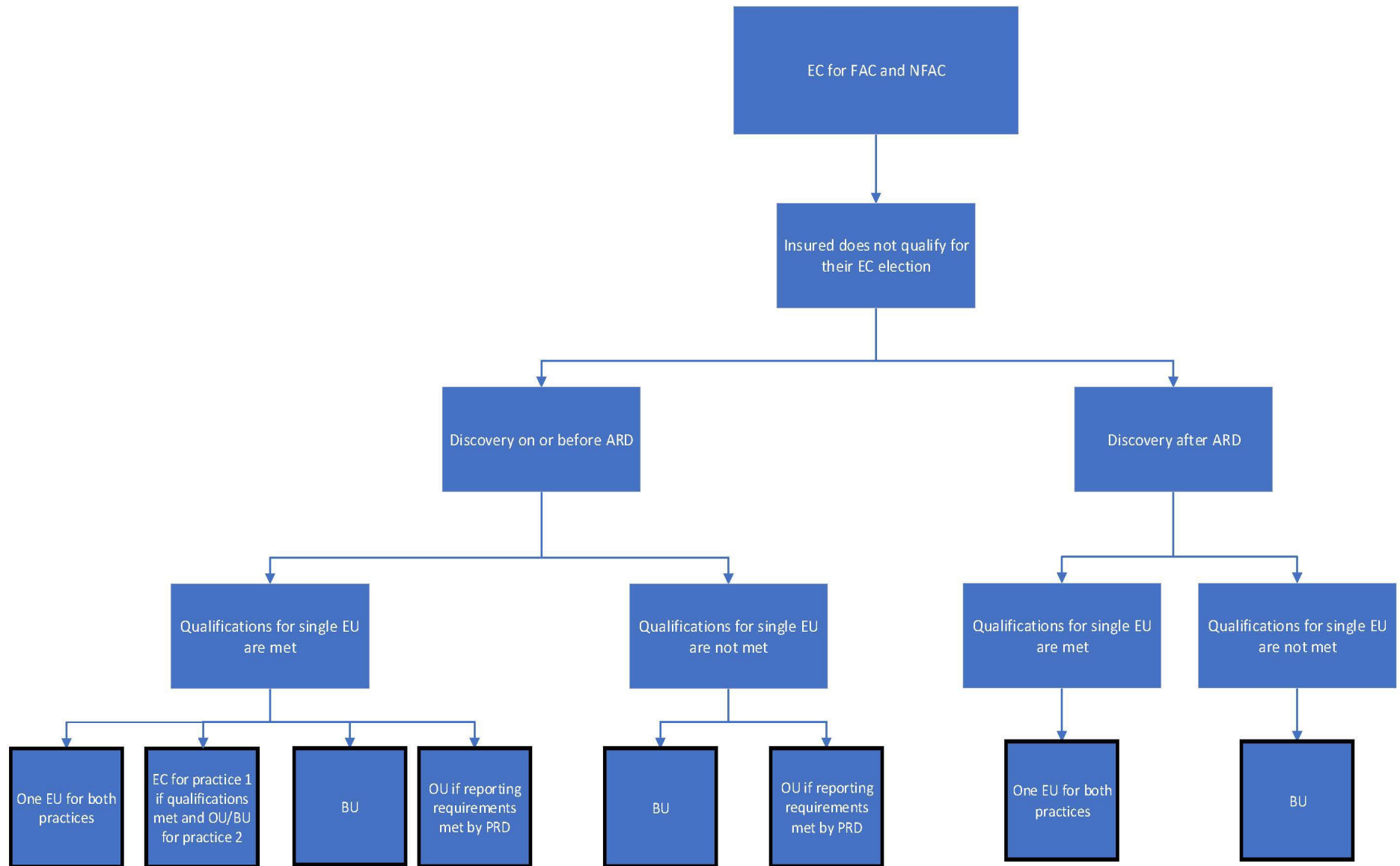


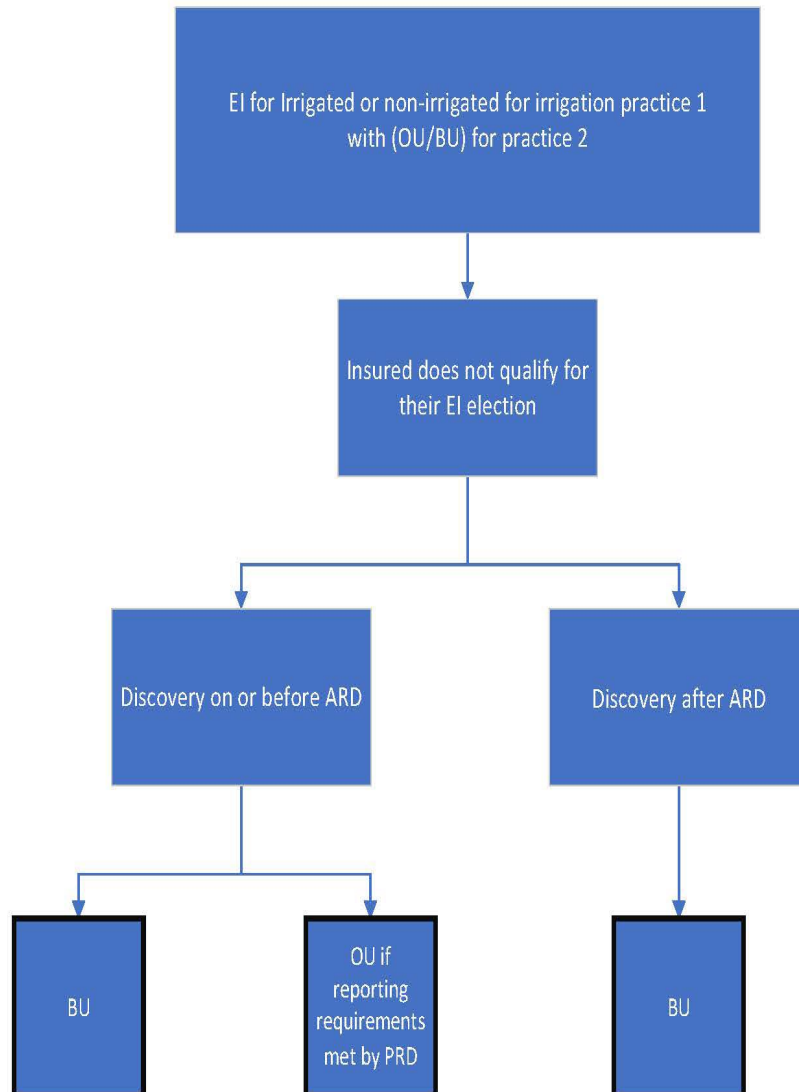


**Exhibit 10G Insured Elected EO for Both Organic and Non-Organic Practices, but Does Not Qualify for Their EO Election**



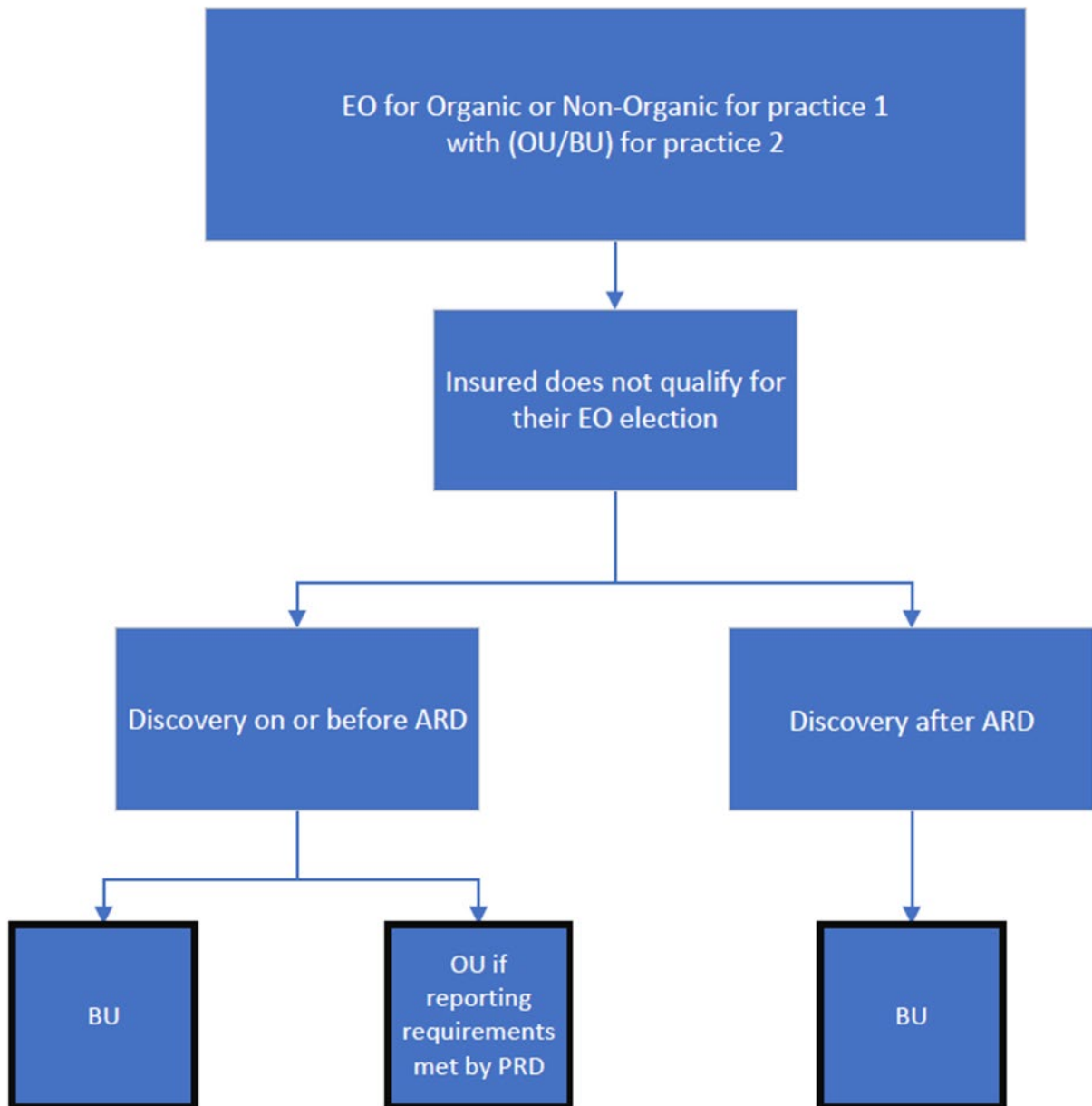






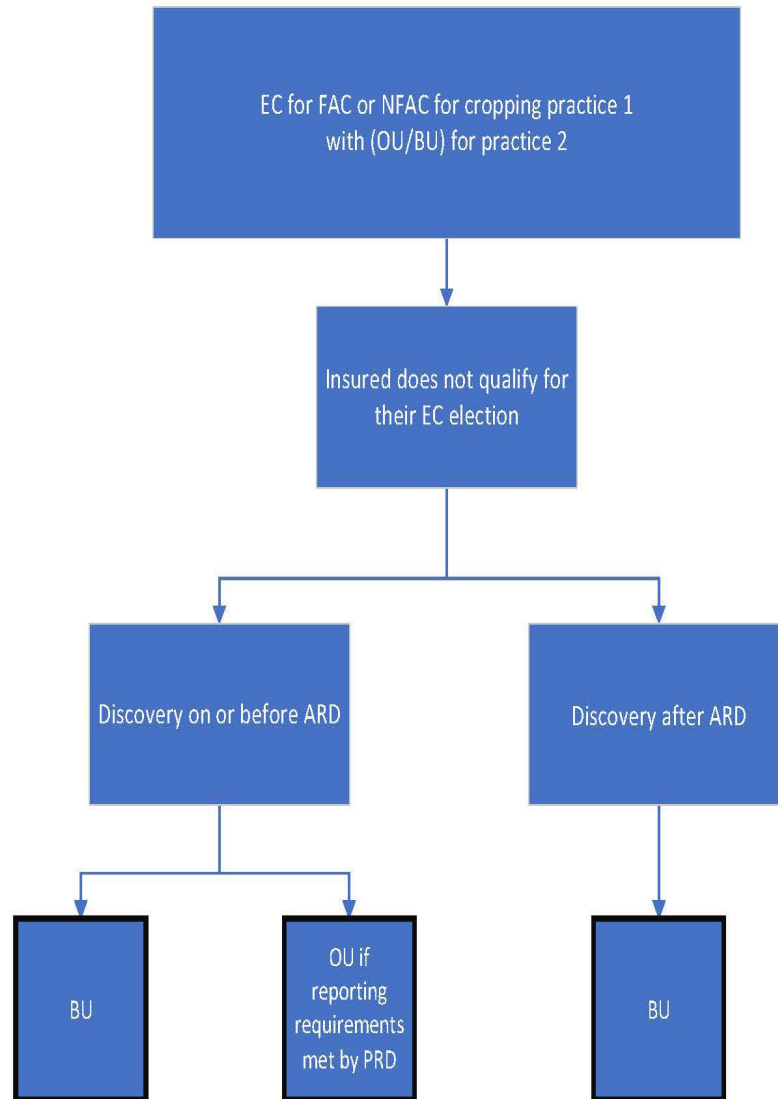
**Exhibit 10J Insured Elected EO for Practice One (Organic or Non-Organic Practice) and OU or BU for Second Practice, but Does Not Qualify for Their EO Election**

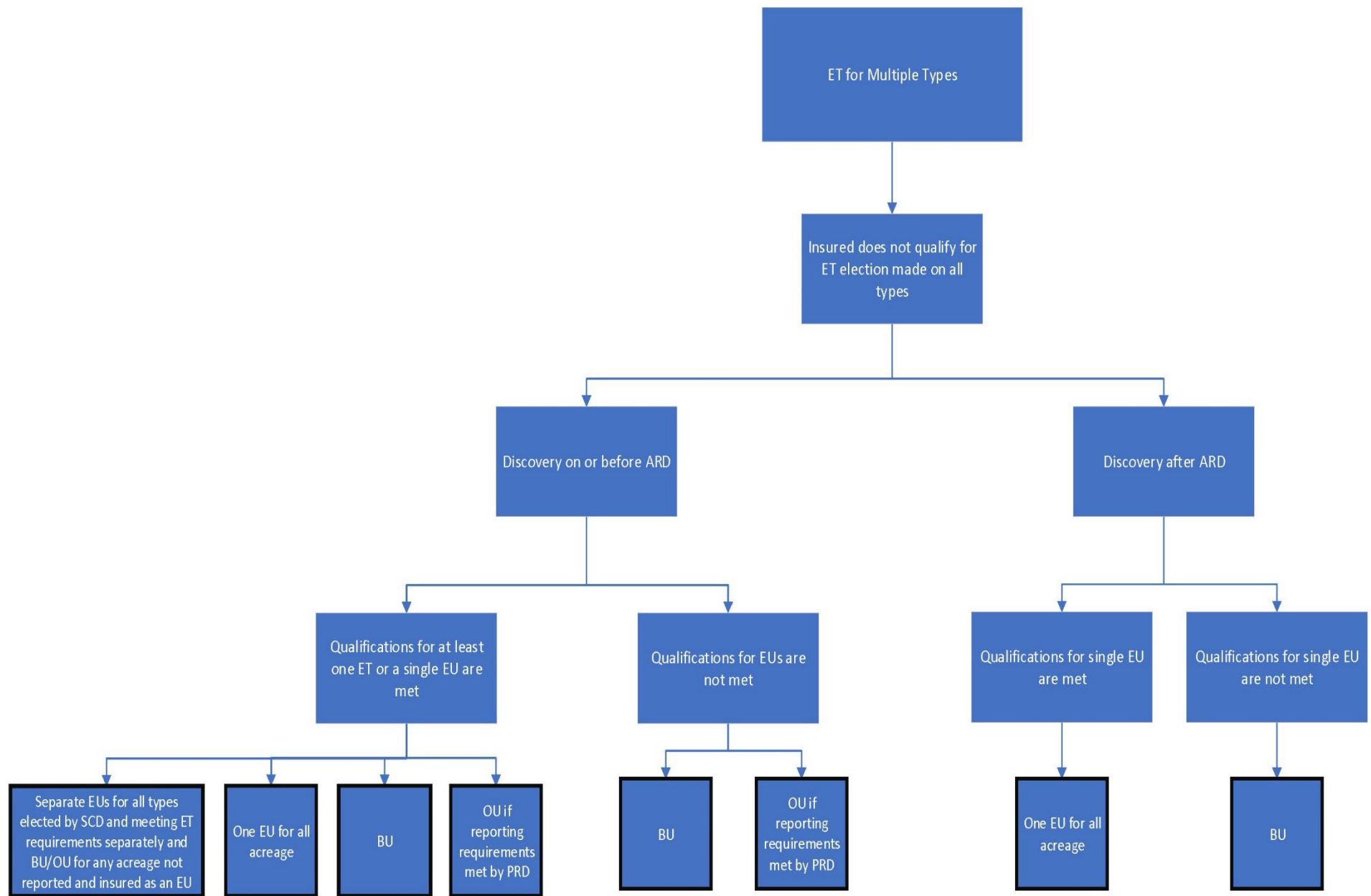
---



**Exhibit 10K** Insured Elected EC for One Cropping Practice and OU or BU for a Second Cropping Practice, but Does Not Qualify for Their EC Election

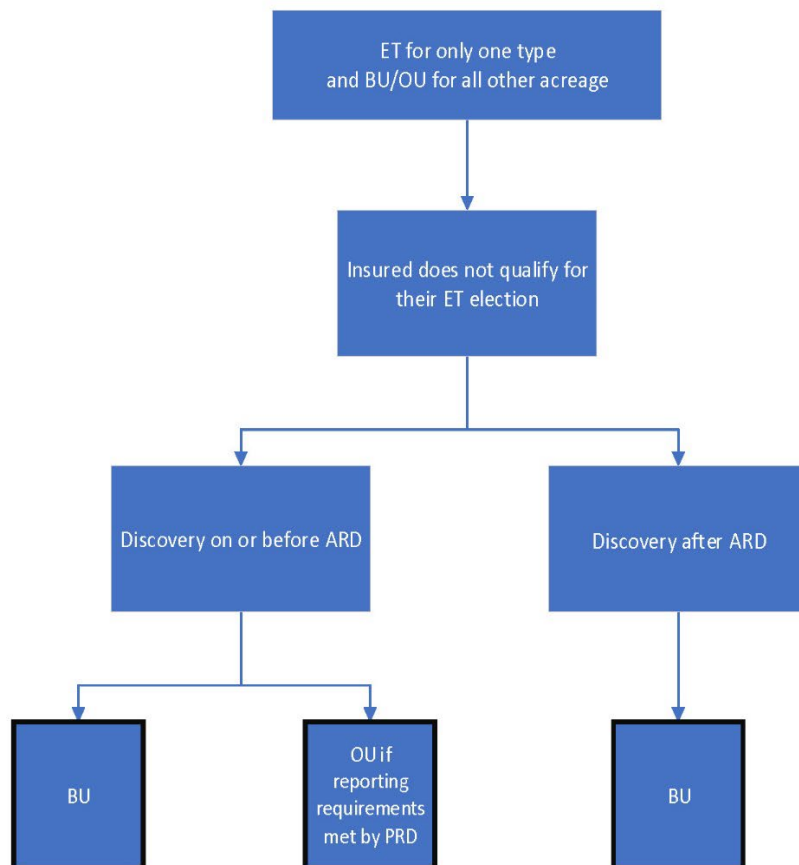
---





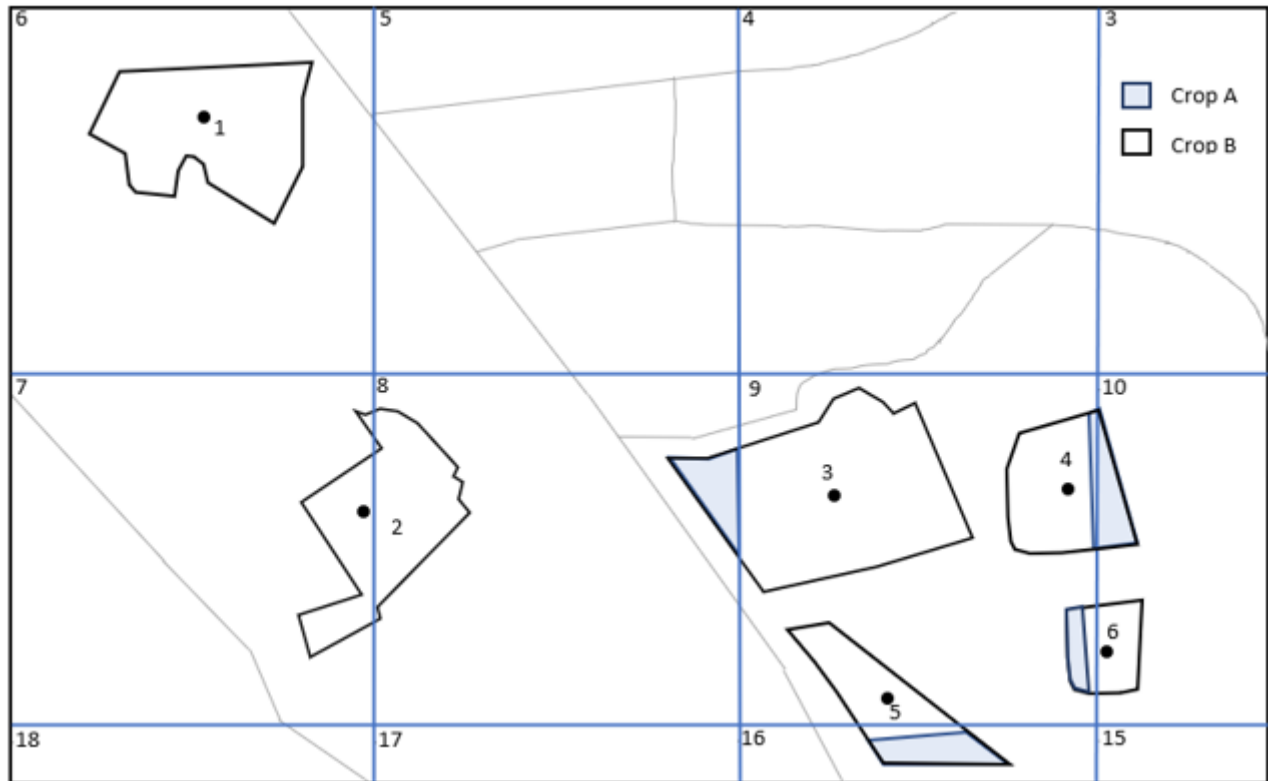
**Exhibit 10M** Insured Elected ET for Only Type and BUs or OUs for All Acreage of Other Types, but Does Not Qualify for Their ET Election

---



## A. UDGO Illustration and Background Information

An insured's farming operation in Maine consists of one BU, including Fields 1-6, as illustrated below. Fields 1-6 each meet the CCIP definition of a "field." For the purposes of the illustration, simplified Section Equivalent ID numbers are shown at the top left of each Section Equivalent ID, using the same convention as is used in PLSS areas. Where a field is planted to multiple crops in a given crop year, the color coding for Crop A is shaded or light blue, and for Crop B, it is unshaded or white.



## B. UDGO Examples

Using the illustration above, below are examples of how Para. E UDGO Qualifications will be administered:

- Example 1:** For Field 1, the centroid is in Section Equivalent ID 6, which is where the field is assigned. Field 1 is comprised of three different Resource Land Units (RLUs). However, all of the acreage comprising Field 1 is tillable land within a natural or artificial boundary. Therefore, Field 1 is one field for the purposes of establishing the UDGO.
- Example 2:** For Field 2, the centroid is in Section Equivalent ID 7, which is where the field is assigned. Field 2 is comprised of two different RLUs. However, all of the acreage comprising Field 2 is tillable land within a natural or artificial boundary. Therefore, Field 2 is one field for the purposes of establishing the UDGO.

**B. UDGO Examples (Continued)**

**Example 3:** For Field 3, the centroid is in Section Equivalent ID 9, which is where the field is assigned. In a given crop year, there are two crops planted in Field 3, Crop A and Crop B. While Crop A appears to be planted only in Section Equivalent ID 8 and Crop B appears to be planted only in Section Equivalent ID 9 in a given year, all of Field 3 is assigned to Section Equivalent ID 9.

**Example 4:** For Field 4, the centroid is in Section Equivalent ID 9, which is where the field is assigned. In a given crop year, there are two crops planted in Field 4, Crop A and Crop B. Although Crop A is planted in both Section Equivalent ID 9 and Section Equivalent ID 10 in the given year, all of Field 4 is assigned to Section Equivalent ID 9.

**Example 5:** For Field 5, the centroid is in Section Equivalent ID 9, which is where the field is assigned. In a given crop year, there are two crops planted in Field 5, Crop A and Crop B. Field 5 is comprised of two different FSA Common Land Units (CLUs), which are separated at the dark blue shaded line. However, all the acreage comprising Field 5 is tillable land within a natural or artificial boundary. Therefore, while Crop A is planted entirely in Section Equivalent ID 16 in the given year, Field 5 is one field for the purposes of establishing the UDGO, and all of Field 5 is assigned to Section Equivalent ID 9.

**Example 6:** For Field 6, the centroid is in Section Equivalent ID 10, which is where the field is assigned. In a given crop year, there are two crops planted in Field 6, Crop A and Crop B. Although Crop A is planted entirely in Section Equivalent ID 9 in the given year, all of Field 6 is assigned to Section Equivalent ID 10.

**Example 7:** Considering the Section Equivalent ID assignments made in Example(s) 1-6 above, the insured will have the following OUs for each Crop:

**Crop A:**

Basic Unit	Optional Unit	Section Equivalent ID	List of Fields
0001	0001	9	3, 4, and 5
	0002	10	6

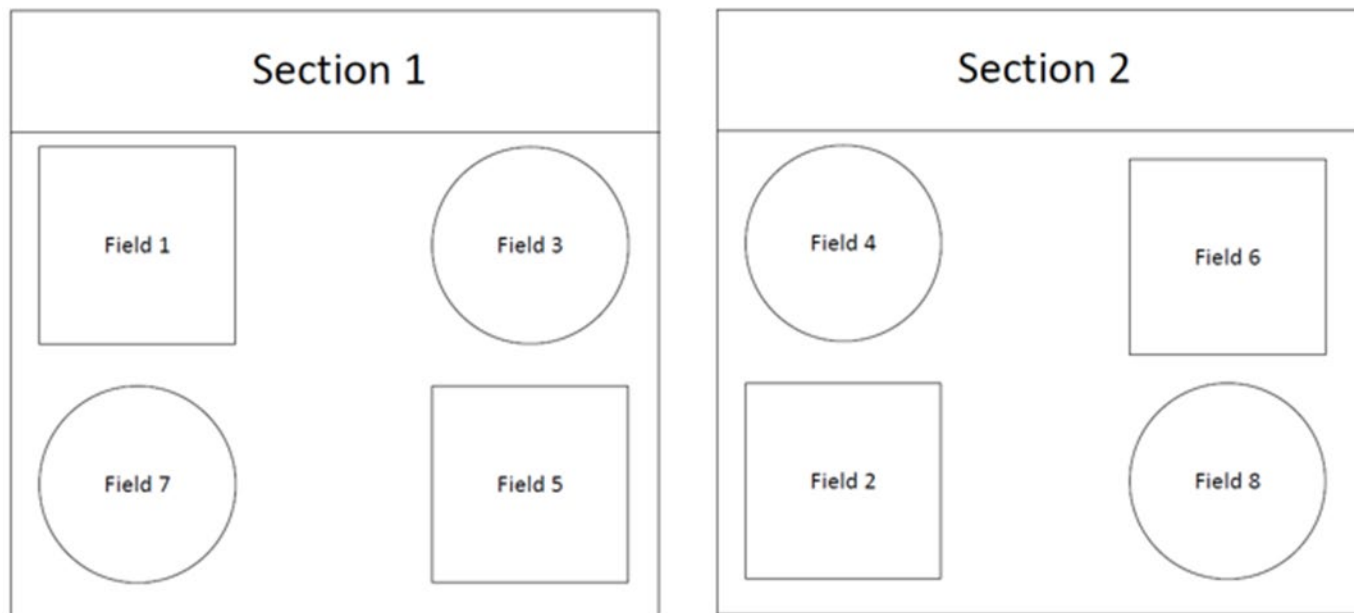
**Crop B:**

Basic Unit	Optional Unit	Section Equivalent ID	List of Fields
0001	0001	6	1
	0002	7	2
	0003	9	3, 4, and 5
	0004	10	6



## Exhibit 100 OU Combination Example

The following example demonstrates different combinations of OUs an insured could have as provided in Para. [1011D](#) if all OU requirements are met for the basis of OUs the insured wants for the current crop year. This example assumes the insured has planted wheat with one basic unit and planted acreage in two sections with the fields depicted below.



The type/practice of the fields of wheat are as follows:

Winter/Non-Irrigated - Field 1 and 2

Winter/Irrigated - Field 3 and 4

Winter/Organic (Certified) Non-Irrigated - Field 5 and 6

Winter/Organic (Certified) Irrigated - Field 7 and 8

OU combinations the insured could have:

OU by Section: (2 OUs) - 1 OU Fields 1, 3, 5, and 7 and 1 OU Fields 2, 4, 6, and 8

OU by Irrigation Practice: (2 OUs) - 1 OU Fields 1, 2, 5, and 6 and 1 OU Fields 3, 4, 7, and 8

OU by Organic Practice: (2 OUs) - 1 OU Fields 1, 2, 3, and 4 and 1 OU Fields 5, 6, 7, and 8

OU by Section and Irrigation Practice: (4 OUs) 1 OU Fields 1 and 5, 1 OU Fields 3 and 7, 1 OU Fields 2 and 6, and 1 OU Fields 4 and 8

OU by Section and Organic Practice: (4 OUs) 1 OU Fields 1 and 3, 1 OU Fields 5 and 7, 1 OU Fields 2 and 4, and 1 OU Fields 6 and 8

OU by Irrigation Practice and Organic Practice: (4 OUs) 1 OU Fields 1 and 2, 1 OU Fields 3 and 4, 1 OU Fields 5 and 6, and 1 OU Fields 7 and 8

OU by Section, Irrigation Practice and Organic Practice: (8 OUs) 1 OU Field 1, 1 OU Field 2, 1 OU Field 3, 1 OU Field 4, 1 OU Field 5, 1 OU Field 6, 1 OU Field 7, and 1 OU Field 8

**Example 1:** CC Yield Higher Than SF Yield

**Step 1:** Calculate the SF yield for a new insured using standard variable T-Yield procedure and compare to the CC approved yield. In this example, two years of records have been provided for the crop/county for the current crop year (qualifies for a 90% variable T-Yield). The SF T-Yield = 30; the CC T-Yield = 28. The SF database is retained, but the higher CC database is identified and reported for the SF practice.

SF Current Year				CC Current Year			
YEAR	PRODUCTION	ACRES	YIELD	YEAR	PRODUCTION	ACRES	YIELD
2019			N27				
2020			N27	2020			N25
2021			N27	2021			N25
2022	4,200	100.0	A42	2022	3,800	100.0	A38
2023	0	0.0	Z0	2023	4,000	100.0	A40
		TOTAL:	$123 \div 4 = 31$			TOTAL:	$128 \div 4 = 32$
	2024 SF	APH:	31		2024 CC	APH:	32

**Step 2:** Retained SF database updated in subsequent crop year (better than CC yield).

SF Subsequent Year				CC Subsequent Year			
YEAR	PRODUCTION	ACRES	YIELD	YEAR	PRODUCTION	ACRES	YIELD
2020			T30	2020			
2021			T30	2021			T28
2022	4,200	100.0	A42	2022	3,800	100.0	A38
2023	0	0.0	Z0	2023	4,000	100.0	A40
2024	4,500	100.0	A45	2024	3,700	100.0	A40
		TOTAL:	$147 \div 4 = 37$			TOTAL:	$143 \div 4 = 36$
	2024 SF	APH:	37		2024 CC	APH:	36

**Example 2:** SF Yield Higher Than CC Yield

Three years of records have been provided for the crop/county for the current crop year. SF T-Yield = 30; CC T-Yield = 28.

In this case, the SF APH would be reported for the SF practice since it is higher than the CC APH.

**Exhibit 11A Summerfallow Database (Continued)**

SF Current Year				CC Current Year			
YEAR	PRODUCTION	ACRES	YIELD	YEAR	PRODUCTION	ACRES	YIELD
2020			T30	2020			
2021			T30	2021			T28
2022	5,200	100.0	A52	2022			T28
2023	0	0.0	Z0	2023	3,800	100.0	A38
2024	4,800	100.0	A48	2024	3,400	100.0	A34
		TOTAL:	$160 \div 4 = 40$			TOTAL:	$128 \div 4 = 32$
	2024 SF	APH:	40		2024 CC	APH:	32

**Exhibit 11B Skip-Row Planted Cotton and ELS Cotton Overview**

This exhibit provides skip-row planted cotton and ELS cotton percent planted factors, PASS skip-row codes, yield conversion factors, an example of comingled production, and an example of determining planted acres using FSA percent planted factor and calculating per acre yield. Skip-row percent planted factors and PASS skip-row codes are applicable to, and used for, NI cotton, IRR cotton, NI ELS cotton, and IRR ELS cotton. Skip-row yield conversion factors are applicable to, and used only for, NI cotton and NI ELS cotton. Skip-row yield conversion factors are not applicable to, and are not used for, IRR cotton or IRR ELS cotton.

**Exhibit 11C FSA Determination for 30/50 Planting Pattern**

Beginning with the 2013 crop year, FSA determined that IRR and NI cotton and ELS cotton planted in a 2 rows planted 1 row skipped with a row width of 30 inches between the 2 planted rows and a 20 inch skipped area is not a skip-row planting. This planting pattern is sometimes referred to as a “30/50” planting pattern because there is 30 inches between the two planted rows and 50 total inches between the rows where the planted row is skipped. No FSA percent planted factor shall be applied to determine the number of planted acres of cotton or ELS cotton planted in a 2 rows planted 1 row skipped with a row width of 30 inches between the 2 planted rows and a 20 inch skipped area.

**Exhibit 11D Percent Planted Factor, Yield Conversion Factor, and PASS Skip-Row Code Applicable to Arkansas, Louisiana, Missouri, and All States East of those States**

The following table, Table 1, provides skip-row planting information applicable to Arkansas, Louisiana, Missouri, and all states east of those states.

<b>Skip-Row Planting Pattern Table 1</b>	<b>Row Width<sup>1</sup></b>	<b>Percent Planted Factor</b>	<b>Yield Conversion Factor<sup>2</sup></b>	<b>PASS Skip-Row Code</b>
Solid planted or non-qualifying skip-row patterns, as determined by FSA or RMA	30 to 40 inch	FSA Rules	1.0 <sup>3</sup>	No PASS skip-row code
2 rows planted 1 row skipped	30 to 40 inch	0.6667	1.33	102
2 rows planted 1 row narrow skip (40-40-24*)	30 to 40 inch	0.7692	1.23	102
2 rows planted 1 row narrow skip (38-38-26**)	30 to 40 inch	0.7451	1.25	102
2 rows planted 2 rows skipped	30 to 40 inch	0.5000	1.50	103
2 rows planted 4 or more rows skipped	30 to 40 inch	FSA Rules	1.67	118
4 rows planted 1 row skipped	30 to 40 inch	0.8000	1.20	106
4 rows planted 2 rows skipped	30 to 40 inch	0.6667	1.33	107
4 rows planted 4 rows skipped	30 to 40 inch	0.5000	1.33	108
6 rows planted 1 row skipped	30 to 40 inch	0.8571	1.14	111
6 rows planted 2 or more rows skipped	30 to 40 inch	FSA Rules	1.20	112
Other pattern not listed above (skip does not exceed 40 inches <sup>4</sup> )	30 to 40 <sup>4</sup> inch	FSA Rules	RMA Rules <sup>3, 5</sup>	117
Other pattern not listed above (skip exceeds 40 inches <sup>4</sup> )		FSA Rules	Uninsurable <sup>4</sup>	No PASS skip-row code

<sup>1</sup> All rows in the planting pattern are of equal width, unless otherwise specified.

<sup>2</sup> Skip-row yield conversion factors are not applicable to, and are not used for, IRR cotton or IRR ELS cotton.

<sup>3</sup> To qualify for a yield conversion factor of greater than 1.00, the minimum skip widths specified in Para. [1144](#) must be met.

<sup>4</sup> For crop row widths exceeding 40 inches, the inches exceeding the 40 inches are considered a skip. Any skip over 40 inches is uninsurable.

<sup>5</sup> See RMA Rules for Calculating Yield Conversion Factor for Table 1.

\*40-inch planted row width with 24-inch skip row width.

\*\*38-inch planted row width with 26-inch skip width.

**RMA Rules for Calculating Yield Conversion Factor for Table 1:**

(1) The following table provides instructions for calculating the skip-row yield conversion factor for NI skip-row planted cotton and ELS cotton in Arkansas, Louisiana, Missouri, and all states east of those states when the skip-row planting pattern:

- (a) has unequal row widths within the pattern; or
- (b) is not identified in Table 1.

STEP	ACTION	RESULT
1	Determine the width, in inches, of the skipped area in the planting pattern.	Width of skipped area in pattern.
2	Determine the width, in inches, of the entire planting pattern.	Width of entire planting pattern.
3	Divide the result of step 1 by the result of step 2, and round to 2 decimal places.	
4	Add 1.00 to result of step 3.	Skip-row yield conversion factor, subject to limitation.

(2) The calculated skip-row yield conversion factor shall not exceed:

- (a) 1.67 for any planting pattern or part of a planting pattern of 1 planted row or 2 consecutive planted rows alternating with a skipped area;
- (b) 1.45 for any planting pattern or part of a planting pattern of 3 consecutive planted rows alternating with a skipped area;
- (c) 1.33 for any planting pattern or part of a planting pattern of 4 consecutive planted rows alternating with a skipped area;
- (d) 1.20 for any planting pattern or part of a planting pattern of 5 or 6 consecutive planted rows alternating with a skipped area; or
- (e) 1.00 for any planting pattern or part of a planting pattern of 7 consecutive planted rows alternating with a skipped area.

**Example:** Insured A planted NI cotton in Arkansas using 3 rows planted 1 row skipped with 40 inch rows planting pattern. The width of the skipped area in the planting pattern is 40 inches (step 1). The width of the entire planting pattern is 160 inches (step 2). The calculated yield conversion factor is 1.25 ( $40 \div 160 = 0.25 + 1.00$ ) (step 3 and 4).

**Exhibit 11E    Percent Planted Factor, Yield Conversion Factor, and PASS Skip-Row Code Applicable to New Mexico and the Following Counties in Texas: Baylor, Concho, Runnels, Schleicher, Shackleford, Sutton, Taylor, Throckmorton, Valverde, Wilbarger, and All Counties West of Those Counties**

The following table, Table 2, provides skip-row planting information applicable to New Mexico and the following counties in Texas: Baylor, Concho, Runnels, Schleicher, Shackleford, Sutton, Taylor, Throckmorton, Valverde, Wilbarger, and all counties west of those counties.

<b>Skip-Row Planting Pattern Table 2</b>	<b>Row Width<sup>1</sup></b>	<b>Percent Planted Factor</b>	<b>Yield Conversion Factor<sup>2</sup></b>	<b>PASS Skip-Row Code</b>
Solid planted or non-qualifying skip-row patterns, as determined by FSA or RMA		FSA Rules	1.0 <sup>3</sup>	No PASS skip-row code
1 row planted 1 row skipped	40 inch	0.5000	1.32	201
1 row planted 1 row skipped	36 inch	0.5556	1.19	201
1 row planted 1 row skipped	32 inch	0.6250	1.06	201
1 row planted 1 row skipped	30 inch	0.6667	1.0	No PASS skip-row code
2 rows planted 1 row skipped	30 to 40 inch	0.6667	1.29	202
2 rows planted 2 rows skipped	30 to 40 inch	0.5000	1.29	203
3 rows planted 1 row skipped	30 to 40 inch	0.7500	1.19	204
3 rows planted 2 rows skipped	30 to 40 inch	0.6000	1.19	205
4 rows planted 1 row skipped	30 to 40 inch	0.8000	1.14	206
4 rows planted 2 rows skipped	30 to 40 inch	0.6667	1.14	207
4 rows planted 4 rows skipped	30 to 40 inch	0.5000	1.02	208
5 rows planted 1 row skipped	30 to 40 inch	0.8333	1.12	209
5 rows planted 2 rows skipped	30 to 40 inch	0.7143	1.12	210

**Exhibit 11E    Percent Planted Factor, Yield Conversion Factor, and PASS Skip-Row Code ... (Continued)**

<b>Skip-Row Planting Pattern Table 2</b>	<b>Row Width<sup>1</sup></b>	<b>Percent Planted Factor</b>	<b>Yield Conversion Factor<sup>2</sup></b>	<b>PASS Skip-Row Code</b>
6 rows planted 1 row skipped	30 to 40 inch	0.8571	1.10	211
6 rows planted 2 rows skipped	30 to 40 inch	0.7500	1.10	212
7 rows planted 1 row skipped	30 to 40 inch	0.8750	1.08	213
7 rows planted 2 rows skipped	30 to 40 inch	0.7777	1.08	214
8 rows planted 1 row skipped	30 to 40 inch	0.8889	1.07	215
8 rows planted 2 rows skipped	30 to 40 inch	0.8000	1.07	216
Other pattern not listed above (skip does not exceed 40 inches <sup>4</sup> )	30 to 40 inch <sup>4</sup>	FSA Rules	RMA Rules <sup>3, 5</sup>	217
Other pattern not listed above (skip exceeds 40 inches <sup>4</sup> )		FSA Rules	Uninsurable <sup>4</sup>	No PASS skip-row code

<sup>1</sup> Table assumes all rows in the planting pattern are of equal width. If the planting pattern contains rows of varying widths, refer to RMA Rules for Calculating Yield Conversion Factor for Tables 2 and 3.

<sup>2</sup> Skip-row yield conversion factors are not applicable to, and are not used for, IRR cotton or IRR ELS cotton.

<sup>3</sup> To qualify for a yield conversion factor of greater than 1.00, the minimum skip widths specified in Para. [1144](#) must be met.

<sup>4</sup> For crop row widths exceeding 40 inches, the inches exceeding the 40 inches are considered a skip. Any skip over 40 inches is uninsurable.

<sup>5</sup> See RMA Rules for Calculating Yield Conversion Factor for Tables 2 and 3.

**Exhibit 11F Percent Planted Factor, Yield Conversion Factor, and PASS Skip-Row Code Applicable to Kansas, Oklahoma, and All Counties in Texas for Which Table 2 Does Not Apply**

The following table, Table 3, provides skip-row planting information applicable to Kansas, Oklahoma, and all counties in Texas for which Table 2 in D does not apply.

<b>Skip-Row Planting Pattern Table 3</b>	<b>Row Width<sup>1</sup></b>	<b>Percent Planted Factor</b>	<b>Yield Conversion Factor<sup>2</sup></b>	<b>PASS Skip-Row Code</b>
Solid planted or non-qualifying skip-row patterns, as determined by FSA or RMA	30 to 40 inch	FSA Rules	1.0 <sup>3</sup>	No PASS skip-row code
1 row planted 1 row skipped	40 inch	0.5000	1.40	301
1 row planted 1 row skipped	36 inch	0.5556	1.26	301
1 row planted 1 row skipped	32 inch	0.6250	1.12	301
1 row planted 1 row skipped	30 inch	0.6667	1.0	No PASS skip-row code
2 rows planted 1 row skipped	30 to 40 inch	0.6667	1.35	302
2 rows planted 2 rows skipped	30 to 40 inch	0.5000	1.35	303
3 rows planted 1 row skipped	30 to 40 inch	0.7500	1.23	304
3 rows planted 2 rows skipped	30 to 40 inch	0.6000	1.23	305
4 rows planted 1 row skipped	30 to 40 inch	0.8000	1.17	306
4 rows planted 2 rows skipped	30 to 40 inch	0.6667	1.17	307
4 rows planted 4 rows skipped	30 to 40 inch	0.5000	1.04	308
5 rows planted 1 row skipped	30 to 40 inch	0.8333	1.14	309
5 rows planted 2 rows skipped	30 to 40 inch	0.7143	1.14	310
6 rows planted 1 row skipped	30 to 40 inch	0.8571	1.12	311



**Exhibit 11F Percent Planted Factor, Yield Conversion Factor, and PASS Skip-Row Code ... (Continued)**

<b>Skip-Row Planting Pattern Table 3</b>	<b>Row Width<sup>1</sup></b>	<b>Percent Planted Factor</b>	<b>Yield Conversion Factor<sup>2</sup></b>	<b>PASS Skip-Row Code</b>
6 rows planted 2 rows skipped	30 to 40 inch	0.7500	1.12	312
7 rows planted 1 row skipped	30 to 40 inch	0.8750	1.10	313
7 rows planted 2 rows skipped	30 to 40 inch	0.7777	1.10	314
8 rows planted 1 row skipped	30 to 40 inch	0.8889	1.09	315
8 rows planted 2 rows skipped	30 to 40 inch	0.8000	1.09	316
Other pattern not listed above (skip does not exceed 40 inches <sup>4</sup> )	30 to 40 inch <sup>4</sup>	FSA Rules	RMA Rules <sup>3,5</sup>	317
Other pattern not listed above (skip exceeds 40 inches <sup>4</sup> )		FSA Rules	Uninsurable <sup>4</sup>	No PASS skip-row code

<sup>1</sup> Table assumes all rows in the planting pattern are of equal width. If the planting pattern contains rows of varying widths, refer to RMA Rules for Calculating Yield Conversion Factor for Tables 2 and 3.

<sup>2</sup> Skip-row yield conversion factors are not applicable to, and are not used for, IRR cotton or IRR ELS cotton.

<sup>3</sup> To qualify for a yield conversion factor of greater than 1.00, the minimum skip widths specified in Para. [1144](#) must be met.

<sup>4</sup> For crop row widths exceeding 40 inches, the inches exceeding the 40 inches are considered a skip. Any skip over 40 inches is uninsurable.

<sup>5</sup> See RMA Rules for Calculating Yield Conversion Factor for Tables 2 and 3.

**RMA Rules for Calculating Yield Conversion Factor for Tables 2 and 3:**

The following Individual Row Factor table provides a row factor for each individual row, including the skipped row, in the planting pattern to be used to calculate the skip-row yield conversion factor for skip-row planting patterns not listed in Table 2 or Table 3 for NI skip-row planted cotton and NI ELS cotton in Kansas, Oklahoma, and Texas.

**INDIVIDUAL ROW FACTORS**

County where crop is planted	Row Width	Skipped Row	Planted row on both sides	Planted row on inside, skipped row on other side	Skipped row on both sides
County in Table 2	40	0.00	1.00	1.29	1.32
County in Table 2	36	0.00	1.00	1.29	1.19
County in Table 2	32	0.00	1.00	1.29	1.06
County in Table 3	40	0.00	1.00	1.35	1.40
County in Table 3	36	0.00	1.00	1.35	1.26
County in Table 3	32	0.00	1.00	1.35	1.12

The following table provides instructions to calculate the skip-row yield conversion factor for skip-row planting patterns not listed in Table 2 or Table 3 for NI skip-row planted cotton and NI ELS cotton in Kansas, Oklahoma, and Texas.

STEP	ACTION
<b>1</b>	Using the Individual Row Factor table, assign the appropriate row factor for each individual row, including the skipped row, in the planting pattern. Row factors are based on the planting pattern only; therefore, turning at the end of the field has no effect on the calculation.
<b>2</b>	Sum the row factors from step 1.
<b>3</b>	Divide the result of step 2 by the total number of rows in the planting pattern, including the skipped rows. Round the result to 4 decimals.
<b>4</b>	Divide the result of step 3 by the FSA percent planted factor applicable to the skip-row planting pattern. Round the result to 2 decimals.

**Example 1:** Insured C planted NI cotton in Baylor County, Texas, using 2 rows planted, 3 rows skipped, 1 row planted with 40 inch rows planting pattern. Assign the appropriate row factor to each individual row using the Individual Row Factor table (step 1) as follows.

**PLANTING PATTERN = 2x3x1 with 40-inch row width**

Row	1	2	3	4	5	6
	Planted	Planted	Skipped	Skipped	Skipped	Planted
<b>Assigned Row Factor</b>	1.29	1.29	0.00	0.00	0.00	1.32

Sum the row factors (step 2), then divide the total by the total rows in the planting pattern (step 3).  $1.29 + 1.29 + 0.00 + 0.00 + 0.00 + 1.32 = 3.90 \div 6 \text{ rows} = 0.6500$

Divide the result by the FSA percent planted factor for the planting pattern (step 4). The skip-row yield conversion factor for the planting pattern is 1.30 ( $0.6500 \div 0.5000$ ).

**Exhibit 11F Percent Planted Factor, Yield Conversion Factor, and PASS Skip-Row Code ...(Continued)**

**Example 2:** Insured D planted NI cotton in Baylor County, Texas, using 4 rows planted, 1 row skipped, 2 rows planted, 1 row skipped with 36 inch rows planting pattern. Assign the appropriate row factor to each individual row using the Individual Row Factor table (step 1) as follows.

**PLANTING PATTERN = 4x1x2x1 with 36-inch row width**

Row	1	2	3	4	5	6	7	8
	Planted	Planted	Planted	Planted	Skipped	Planted	Planted	Skipped
Assigned Row Factor	1.29	1.00	1.00	1.29	0.00	1.29	1.29	0.00

Sum the row factors (step 2), then divide the total by the total rows in the planting pattern (step 3).  $1.29 + 1.00 + 1.00 + 1.29 + 0.00 + 1.29 + 1.29 + 0.00 = 7.16 \div 8 \text{ rows} = 0.8950$

Divide the result by the FSA percent planted factor for the planting pattern (step 4). The skip-row yield conversion factor for the planting pattern is 1.19 ( $0.8950 \div 0.7500$ ).

**Exhibit 11G Commingled Production from IRR Solid-Planted and NI Skip-Row Planted Cotton**

Insured F in Baylor County, Texas, commingled production between IRR solid-planted cotton and NI skip-row planted cotton. Total production of 32,710 pounds was produced on the following acres.

- (1) 50 IRR solid planted acres.
- (2) 29.4 NI acres planted in 2 planted rows, 3 skipped rows, 1 planted row with 40-inch row width planting pattern with a calculated yield conversion factor of 1.30.
- (3) 26.6 NI acres planted in 2 planted rows, 4 skipped rows with 40-inch row width planting pattern with a calculated yield conversion factor 1.28.
- (4) 95.0 NI acres planted in 2 planted rows, 1 skipped row with 40-inch row width planting pattern with a yield conversion factor 1.29.

The skip-row planted acres (29.4, 26.6, and 95.0) are the determined planted acres after applying the applicable FSA percent planted factor.

**Step 1:** is to determine the IRR and NI yield using a Multi-Purpose Production and Yield Worksheet.

1	2	3	4	5	6
PRACTICE	PLANTED ACRES	100% T-YIELD	YIELD EXTENSION (2 × 3)	YIELD FACTOR (TOTAL PRODUCTION ÷ TOTAL OF YIELD EXTENSION)	YIELD FACTOR × T-YIELD (3 × 5)
IR	50.0	350	17,500	0.88 (32,710 ÷ 37,130)	308
NI	151.0	130	19,630	0.88 (32,710 ÷ 37,130)	114

**Total of Yield Extension = 37,130**

**Exhibit 11G Commingled Production from IRR Solid-Planted and NI Skip-Row Planted Cotton (Continued)**

**Step 2:** is to determine the yield factor for the NI skip-row acreage.

1	2	3	4	5	6
PLANTING PATTERN	DETERMINED SKIP-ROW ACRES	YIELD CONVERSION	FACTORED ACRES (2 × 3)	YIELD CONVERSION FACTOR (4 ÷ 2)	SOLID PLANTED YIELD <sup>1</sup>
2 × 3 × 1 - 40"	29.4	1.30	38.2	1.29	88
2 × 4 - 40"	26.6	1.28	34.1	1.29	88
2 × 1 - 40"	95.0	1.29	122.6	1.29	88
<b>TOTAL</b>	<b>151.0</b>		<b>194.9</b>		

<sup>1</sup> NI Yield from Step 1 ÷ Yield Conversion Factor (Column 5)

Insured F reported the four most recent crop year's production. Unit 0001-0001's production for the next most recent crop year was commingled between IRR solid planted acreage and NI skip-row planted acreage, as described above.

UNIT 0001-0001			IRRIGATED
YEAR	PRODUCTION	ACRES	YIELD
20YY	29,824	64.0	A466
20YY	48,400	55.0	A880
20YY	15,400*	50.0	A308
20YY	36,600*	52.0	A704
			Total: 2,358
Preliminary Yield: 590			<b>Approved yield: 590</b>

\* Production Commingled

UNIT 0001-0002			NON-IRRIGATED
YEAR	PRODUCTION	ACRES	YIELD
20YY	37,200	200.0	A186
20YY	28,700	140.0	A205
20YY	13,288**	151.0	A88
20YY	36,660	244.0	A150
			Total: 629
Preliminary Yield: 157	Prior Yield: N/A		<b>Approved yield: 157</b>

\*\* Production Commingled and Factored

## Exhibit 11H Skip-row Calculations for APH Database

This example shows the calculations to convert skip-row yields and physical land acres to a solid-plant yield and planted acres for the APH Database.

**Example:** Skip-row planting pattern of 1 row planted 1 row skipped with 36-inch row widths in Sedgwick County, Kansas. See below for how to calculate the skip-row planted acreage and yield for the APH database using the FSA percent planted factor and RMA yield conversion factor, respectively.

Determine applicable FSA percent planted factor and RMA yield conversion factor by referencing Exh. 11F, Table 3:

FSA percent planted factor 0.5556

RMA yield conversion factor 1.26

A	B	C	D	E
		= (A × FSA Percent Planted Factor)	= (B ÷ C)	= (D ÷ RMA Yield Conversion Factor)
Field Acres	Production (lbs.)	Acres Considered Planted to Cotton	Yield ÷ Skip-row Acres	Yield ÷ Solid Plant Acres
101.1	36,750	56.2	653.9	519.0

Columns B, C, and E are reported in the APH Database.



**Exhibit 13A Soybeans Example of Completed Production Report for Production Reporting Requirements**

See [Part 13](#).

PRODUCTION REPORT														
Policy #: XX-XXX-XXXX					State: Insured State (XX)					County: Insured County (XXX)				
Insured/Policyholder Information									AIP Information		Agency/Agent Information			
Name:		I. M. Insured							Name:		I. M. Agent			
Mailing address:		Insured Address State, Zip							I.M. Company		Mailing address:		Agent/Agency Address State, Zip	
Telephone #:		(XXX) XXX-XXXX							Address:		Telephone #:		(XXX) XXX-XXXX	
Insured id # & type:		XXX-XX-XXXX SSN							Company Address State, Zip		Agent Code:		XXXXXX	
Spouse's name:		Also Insured												
Spouse's id #:		XXX-XX-XXXX									Insured signature & date			
Crop year	Multi Crop Year Reporting Reason	Unit #	Crop	Practice:	Irr. Practice:	Cropping Practice:	Organic Practice:	Interval:	Acres	Total Production	Yield Descriptor	Yield	Legal Description	Farm-Tract-Field #
20YY	n/a	0001-0001	Soybeans (0081)	Type:	Comm Type	Class:	Sub-Class:	Intended use:	326.8	14,052	A	43	XX XXXX XXXX	XXXX XXXXX XX XXX
Other Persons	Processor Number/Name	Record Type	Insurability	Area Classification									# Of Trees/Vines	Other:
none	n/a	Production Sold	Insurable										N/A	
Crop year	Multi Crop Year Reporting Reason	Unit #	Crop	Practice:	Irr. Practice:	Cropping Practice:	Organic Practice:	Interval:	Acres	Total Production	Yield Descriptor	Yield	Land Description	Farm-Tract-Field #
				Type:	Comm Type	Class:	Sub-Class:	Intended use:						
Other Persons	Processor Number/Name	Record Type	Insurability	Area Classification									# Of Trees/Vines	Other:

**Exhibit 13B Corn Example of Completed Production Report for Production Reporting Requirements**

See [Part 13](#).

PRODUCTION REPORT															
Policy #: XX-XXX-XXXX				State: Insured State (XX)				County: Insured County (XXX)							
Insured/Policyholder Information								AIP Information		Agency/Agent Information					
Name:		I. M. Insured						Name: I.M. Company		Name:		I. M. Agent			
Mailing address:		Insured Address State, Zip								Mailing address:		Agent/Agency Address State, Zip			
Telephone #:		(XXX) XXX-XXXX						Address:  Company Address State, Zip		Telephone #:		(XXX) XXX-XXXX			
Insured id # & type:		XXX-XX-XXXX SSN								Agent Code:		XXXXXX			
Spouse's name:		Also Insured								Insured signature & date					
Spouse's id #:		XXX-XX-XXXX													
Crop year	Multi Crop Year Reporting Reason	Unit #	Crop	Practice: I (002)	Irr. Practice	Cropping Practice	Organic Practice	Interval	Acres	Total Production	Yield Descriptor	Yield	Legal Description	Farm-Tract-Field #	
20YY	n/a	0002-0002	Corn (0041)	Type: NTS (997)	Comm. Type:	Class:	Sub-Class:	Intended use:	87.4	18,092	A	207	XX XXXX XXXX	XXXX XXXX XX XXX	
Other Persons	Processor Number/Name	Record Type	Insurability	Area Classification									# Of Trees/Vines	Other:	
T. Tenant 2/5	n/a	Production Sold	Insurable												
Crop year	Multi Crop Year Reporting Reason	Unit #	Crop	Irr. Practice:	Cropping Practice:	Organic Practice:	Interval:	Use of Acreage:	Acres	Total Production	Yield Descriptor	Yield	Legal Description	Farm-Tract-Field #	
				Type:	Comm. Type:	Class:	Sub-Class:	Intended use:							
Other Persons	Processor Number/Name	Record Type	Insurability	Area Classification									# Of Trees/Vines	Other:	



**Exhibit 13C    Production Report Yield Descriptors**

---

Refer to Appendix III for the appropriate production report yield descriptor types and reporting instructions.

<b>Yield Descriptor</b>	<b>When Applicable</b>
<b>A</b>	Actual yield.
<b>PA</b>	Prorated Actual Production.
<b>AC</b>	For Category C APH crops, used to identify commingled production where separate acres are available to separate production using different T-Yields by P/T/V/TMA/Other Characteristics.
<b>AX</b>	The simple average of all actual for the same crop year for the same P/T/V/TMA which replaces an excessive yield.
<b>FA</b>	Actual yield from undamaged acres when part of the acreage is damaged due to UUF or a third party.
<b>FD</b>	Acreage of a crop that was destroyed by UUF or third-party damage.
<b>Q</b>	Short-rated acreage, zero production, with the actual acres short-rated reported on the production report and included in APH database.
<b>Z</b>	Zero planted acreage.
<b>UG</b>	Unharvested production.
<b>UR</b>	Unreported production.



**Exhibit 15A Examples of Completed APH Databases - New Insured**

A new insured provides a production report for the prior crop year only and then APH database is established.

Insured's Name and Address:			Required Field Review: (check one) Yes <input type="checkbox"/> No <input type="checkbox"/>		Agent Name and Address:		
I.M. Insured			Required Inspection: (check one) Yes <input type="checkbox"/> No <input type="checkbox"/>		I.M. Agent		
Street					Street		
State, Zip			AIP Name and Address:		State, Zip		
Phone Number: (XXX) XXX-XXXX			I.M. Company		Phone Number: (XXX) XXX-XXXX		
Identification Number: XXX-XX-XXXX			Street				
			State, Zip		Agent Code: XXXXXX		
Policy Number: XX-XXX-XXXX			State: Insured State (XX)		County: Insured County (XXX)		
Practice: FAC-NI (043)				Type: Commodity (091)			
Irr. Practice:	Cropping Practice:	Organic Practice:	Interval: Use of Acreage:	Commodity Type:	Class:	Sub-class:	Intended use:
Crop Year: 20YY			Crop Year	Total Production	Acres	Yield	
Crop: Soybeans (0081)			20YY				
			20YY				
Unit Number: 0001-0001 OU			20YY				
			20YY				
			20YY				
Others sharing in crop:			20YY				
			20YY			E17	
Land Description:			20YY			E17	
Section: XX			20YY			E17	
Township: XXXX			20YY	2,976.0	95.0	A31	
Range: XXXX			Average Yield:	Total:		82	
Other Land Identifier:				Approved APH Yield:		21	
FSA Farm: XXXX			Preliminary Yield: 21	Rate Yield:			
Tract: XXXXX				Prior Year Yield:		N/A	
Field Number: XX			T-Yield: 21	Other:			
Area Classification:			Yield Indicator:				

**Exhibit 15B Examples of Completed APH Databases - New Producer**

The insured has met the requirements for a New Producer and has not previously produced the crop/P/T in the county.

Insured's Name and Address: I.M. Insured Street State, Zip Phone Number: (XXX) XXX-XXXX Identification Number: XXX-XX-XXXX Policy Number: XX-XXX-XXXX			Required Field Review: (check one) Yes <input type="checkbox"/> No <input type="checkbox"/> Required Inspection: (check one) Yes <input type="checkbox"/> No <input type="checkbox"/> AIP Name and Address: I.M. Company Street State, Zip State: Insured State (XX)		Agent Name and Address: I.M. Agent Street State, Zip Phone Number: (XXX) XXX-XXXX Agent Code: XXXXXX County: Insured County (XXX)		
Practice: NI (003)				Type: Commodity (091)			
Irr. Practice:	Cropping Practice:	Organic Practice:	Interval:	Commodity Type:	Class:	Sub-class:	Intended use:
Crop Year: 20YY			Crop Year	Total Production	Acres	Yield	
Crop: Soybeans (0081)			20YY				
Unit Number:			20YY				
Others sharing in crop:			20YY				
			20YY			I46	
Land Description:			20YY			I46	
Section: XX			20YY			I46	
Township: XXXX			20YY			I46	
Range: XXXX			Average Yield:	Total:		184	
Other Land Identifier:				Approved APH Yield:		46	
FSA Farm: XXXX			Preliminary Yield: 46	Rate Yield:			
Tract: XXXXX				Prior Year Yield:		N/A	
Field Number: XX			T-Yield: 46	Other:			
			Yield Indicator:				

**Exhibit 15C Examples of Completed APH Databases - Carryover Insured**

A carryover insured has a previously established APH database. The insured provides a production report indicating the prior year's production and acreage for the unit/P/T, which is added to the existing APH database.

Insured's Name and Address: I.M. Insured Street State, Zip  Phone Number: (XXX) XXX-XXXX  Identification Number: XXX-XX-XXXX			Required Field Review: (check one) Yes <input type="checkbox"/> No <input type="checkbox"/> Required Inspection: (check one) Yes <input type="checkbox"/> No <input type="checkbox"/> AIP Name and Address: I.M. Company Street State, Zip			Agent Name and Address: I.M. Agent Street State, Zip  Phone Number: (XXX) XXX-XXXX  Agent Code: XXXXXX		
Policy Number: XX-XXX-XXXX			State: Insured State (XX)			County: Insured County (XXX)		
Practice: NI (003)			Type: Commodity (091)					
Irr. Practice:	Cropping Practice:	Organic Practice:	Interval:	Type:	Class:	Sub-class:	Intended use:	
Crop Year: 20YY			Crop Year	Total Production	Acres	Yield		
Crop: Soybeans (0081)								
Unit Number: 0001-0001 OU			20YY					
			20YY					
			20YY	2,800.0	100.0	A28		
Others sharing in crop:			20YY	5,850.0	150.0	A39		
			20YY	5,160.0	120.0	A43		
Land Description:			20YY	8,800.0	220.5	A40		
Section: XX			20YY	2,970.0	110.0	A27		
Township: XXXX			20YY	2,940.0	105.0	A28		
Range: XXXX			Average Yield:	Total:		205		
Other Land Identifier:				Approved APH Yield:		34		
FSA Farm: XXXX			Preliminary Yield: 34	Rate Yield:				
Tract: XXXXX				Prior Year Yield:		33		
Field Number: XX			T-Yield: 35	Other:				
			Yield Indicator:					

**Exhibit 15D Examples of Completed APH Databases - Zero-Acreage Reported**

A carryover insured has previously established an APH database. A production report showing no acreage was planted the prior crop year for the unit/P/T and the existing APH database is updated.

<b>Insured's Name and Address:</b>  I.M. Insured Street State, Zip  Phone Number: (XXX) XXX-XXXX  Identification Number: XXX-XX-XXXX			<b>Required Field Review: (check one)</b> Yes <input type="checkbox"/> No <input type="checkbox"/>		<b>Agent Name and Address:</b>  I.M. Agent Street State, Zip  Phone Number: (XXX) XXX-XXXX  Agent Code: XXXXXX		
			<b>Required Inspection: (check one)</b> Yes <input type="checkbox"/> No <input type="checkbox"/>				
			<b>AIP Name and Address:</b>  I.M. Company Street State, Zip				
<b>Policy Number: XX-XXX-XXXX</b>			<b>State: Insured State (XX)</b>		<b>County: Insured County (XXX)</b>		
<b>Practice: NI (003)</b>				<b>Type: Grain (016)</b>			
<b>Irr. Practice:</b>	<b>Cropping Practice:</b>	<b>Organic Practice:</b>	<b>Interval:</b>	<b>Commodity Type:</b>	<b>Class:</b>	<b>Sub-class:</b>	<b>Intended use:</b>
<b>Crop Year: 20YY</b>			<b>Crop Year</b>	<b>Total Production</b>	<b>Acres</b>	<b>Yield</b>	
<b>Crop: Corn (0041)</b>							
<b>0001-0001 OU</b>							
			20YY	14,400.0	120.0	A	120
<b>Others sharing in crop:</b>			20YY	24,300.0	180.0	A	135
			20YY	22,500.0	150.0	A	150
<b>Land Description:</b> Section: XX Township: XXXX Range: XXXX Other Land Identifier:			20YY		0	Z	
			20YY	18,850.0	130.0	A	145
			20YY		0	Z	
<b>FSA Farm: XXXX</b> <b>Tract: XXXXX</b> <b>Field Number: XX</b>			<b>Average Yield:</b>	<b>Total:</b>		<b>550</b>	
				<b>Approved APH Yield:</b>		<b>138</b>	
			<b>Preliminary Yield: 138</b>	<b>Rate Yield:</b>			
			<b>T-Yield: 80</b>	<b>Prior Year Yield:</b>		<b>138</b>	
			<b>Yield Indicator:</b>	<b>Other:</b>			

**Exhibit 15E Examples of Completed APH Databases-Assigned Yield**

A carryover insured who had planted acres failed to provide a production report for the prior crop year. An assigned yield is used for the previous crop year to update the APH database.

Insured's Name and Address: I.M. Insured Street State, Zip  Phone Number: (XXX) XXX-XXXX  Identification Number: XXX-XX-XXXX			Required Field Review: (check one) Yes <input type="checkbox"/> No <input type="checkbox"/> Required Inspection: (check one) Yes <input type="checkbox"/> No <input type="checkbox"/> AIP Name and Address:  I.M. Company Street State, Zip		Agent Name and Address: I.M. Agent Street State, Zip  Phone Number: (XXX) XXX-XXXX  Agent Code: XXXXXX		
Policy Number: XX-XXX-XXXX			State: Insured State (XX)		County: Insured County (XXX)		
Practice: NI (003)			Type: GR (029)				
Irr. Practice:	Cropping Practice:	Organic Practice:	Interval:	Commodity Type:	Class:	Sub-class:	Intended use:
Crop Year: 20YY			Crop Year	Total Production	Acres	Yield	
Crop: Corn (0041)							
Unit Number: 0001-0001 OU							
Others sharing in crop:			20YY	11,500.0	100.0	A115	
			20YY	13,200.0	120.0	A110	
Land Description:			20YY	8,651.0	105.5	A82	
Section: XX			20YY	9,102.0	111.0	A82	
Township: XXXX			20YY		100.0	P77	
Range: XXXX			Average	Total:	466		
Other Land Identifier:			Yield:	Approved APH Yield:	93		
FSA Farm: XXXX			Preliminary	Rate Yield:			
Tract: XXXXX			Yield: 93	Prior Year Yield:	103		
Field Number: XX			T-Yield: 80	Other:			
			Yield Indicator:				

**Exhibit 15F Examples of Completed APH Databases-Certified Organic**

A carryover insured begins producing the crop organically on certified organic acreage. Although the insured has produced and insured the crop for three years, this is the first time the crop has been grown organically on this acreage.

Insured's Name and Address: I.M. Insured Street State, Zip Phone Number: (XXX) XXX-XXXX Identification Number: XXX-XX-XXXX			Required Field Review: (check one) Yes <input type="checkbox"/> No <input type="checkbox"/> Required Inspection: (check one) Yes <input type="checkbox"/> No <input type="checkbox"/> AIP Name and Address: I.M. Company Street State, Zip		Agent Name and Address: I.M. Agent Street State, Zip Phone Number: (XXX) XXX-XXXX Agent Code: XXXXXX		
Policy Number: XX-XXX-XXXX			State: Insured State (XX)		County: Insured County (XXX)		
Practice: NI Certified Organic (713)			Type: GR (029)				
Irr. Practice:	Cropping Practice:	Organic Practice:	Interval:	Commodity Type:	Class:	Sub-class:	Intended use:
Crop Year: 20YY			Crop Year	Total Production	Acres	Yield	
Crop: Corn (0041)							
Unit Number: 0001-0001 OU							
Others sharing in crop:			20YY			T80	
Land Description:			20YY			T80	
Section: XX			20YY			T80	
Township: XXXX			20YY			T80	
Range: XXXX			Average	Total:	320		
Other Land Identifier:			Yield: 80	Approved APH Yield:	80		
FSA Farm: XXXX			Preliminary	Rate Yield:	80		
Tract: XXXXX			Yield:	Prior Year Yield:			
Field Number: XX			T-Yield: 80	Other:			
			Yield Indicator:				

As the certified organic history is accumulated, the AIP will remove the variable T-Yield(s) from the Certified Organic APH database.



**Exhibit 15G Examples of Completed APH Databases-Category C Crops**

A carryover insured certifies prior crop year's production.

<b>Insured's Name and Address:</b> I.M. Insured Street State, Zip  Phone Number: (XXX) XXX-XXXX Identification Number: XXX-XX-XXXX Policy Number: XX-XXX-XXXX			<b>Required Field Review: (check one)</b> Yes <input type="checkbox"/> No <input type="checkbox"/>		<b>Agent Name and Address:</b> I.M. Agent Street State, Zip  Phone Number: (XXX) XXX-XXXX Agent Code: XXXXXXXX County: Insured County (XXX)		
			<b>Required Inspection: (check one)</b> Yes <input type="checkbox"/> No <input type="checkbox"/>				
			<b>AIP Name and Address:</b> I.M. Company Street State, Zip				
<b>Practice: IRR (002)</b>			<b>Type:</b>				
<b>Irr. Practice:</b>	<b>Cropping Practice:</b>	<b>Organic Practice:</b>	<b>Interval:</b>	<b>Type:</b>	<b>Class:</b>	<b>Sub-class:</b>	<b>Intended use:</b>
<b>Crop Year: 20YY</b>			<b>Crop Year</b>	<b>Total Production</b>	<b>Acres</b>	<b>Yield</b>	
<b>Crop:</b> Almonds (0028)							
<b>Unit Number:</b> 0001-0001 OU			20YY	92,500	50.5	A1832	
			20YY	95,000	50.5	A1881	
<b>Others sharing in crop:</b>			20YY	97,500	50.5	A1931	
			20YY	100,000	50.5	A1980	
<b>Land Description:</b> Section: XX Township: XXXX Range: XXXX Other Land Identifier:			20YY	103,125	60.0	A1719	
			20YY	97,900	60.0	A1632	
			20YY	86,250	60.0	A1438	
<b>Average Yield:</b> 1773			<b>Total:</b>			12413	
			<b>Approved APH Yield:</b>			1773	
<b>FSA Farm: XXXX</b> <b>Tract: XXXXX</b> <b>Field Number: XX</b>			<b>Preliminary Yield: 1773</b>			<b>Rate Yield:</b>	
			<b>T-Yield:</b>			<b>Prior Year Yield:</b> 1830	
			<b>Other:</b>				
			<b>Yield Indicator:</b>				

**Exhibit 15H Yield Determinations-Converting an Existing Practice to a New Practice**

For the previous (policy) year, a single APH database for FAC practice contained actual or assigned yields. The current T-Yield for NI is 17. For this example the NI FAC database is converted to the new practice.

<b>2024</b>	<b>UNIT 0001-0000BU</b>		<b>NIFAC</b>
YEAR	PRODUCTION	ACRES	YIELD
<b>2018</b>			
<b>2019</b>	2,200	55.0	A40
<b>2020</b>		0.0	Z
<b>2021</b>		40.5	P12
<b>2022</b>	2,520	60.0	A42
<b>2023</b>	1,210	50.0	A24

**Resulting APH Database**

<b>2025</b>	<b>UNIT 0001-0000BU</b>			<b>NI</b>
YEAR	PRODUCTION	ACRES	YIELD	STEP
<b>2018</b>				STEP 3
<b>2019</b>	2,200	55.0	A40	STEP 2
<b>2020</b>			Z	STEP 2
<b>2021</b>		40.5	P12	STEP 2
<b>2022</b>	2,520	60.0	A42	STEP 2
<b>2023</b>	1,210	50.0	A24	STEP 2
<b>2024</b>	5,760	120.0	A48	STEP 1
		TOTAL	166 ÷ 5 = 33	STEP 4
		APH	33	

## Exhibit 151 Yield Determinations - Combining Two Practices into a New Practice

The following example illustrates combining NI FAC and NI NFAC APH databases containing actual yields into a single NI APH database. The APH databases below are considered the previous (policy) year's APH databases.

2024 UNIT 0001-0000BU NI FAC				2024 UNIT 0001-0000BU NI NFAC			
YEAR	PRODUCTION	ACRES	YIELD	YEAR	PRODUCTION	ACRES	YIELD
2019			T13	2019			
2020			T13	2020			T17
2021	1,200	60.0	A20	2021	2,880	90.0	A32
2022		0.0	Z	2022	1,680	60.0	A28
2023	880	40.0	A22	2023	1,920	80.0	A24

Steps for combining APH databases:

STEP	ACTION
1	The current production report (2025) indicates for the 2024 crop year: NI NFAC practice with 3,000 bu. production, 100.0 actual acres and a 30-bu. average yield.
2	Actual acres and production are combined.

YEAR									
2021	4,080	(1,200 [FAC]	+	2,880 [NFAC])	÷	150	(60.0 [FAC]	+	90.0 [NFAC]) = 27
2022	1,680	(0[FAC]	+	1,680[NFAC])	÷	60.0	(0.0[FAC]	+	60.0[NFAC]) = 28
2023	2,800	(880[FAC]	+	1,920[NFAC])	÷	120.0	(40.0[FAC]	+	80.0[NFAC]) = 23

### 2025 Non-Irrigated Database (0001-0000BU)

STEP	YEAR	PRODUCTION	ACRES	YIELD
STEP 2	2021	4,080	150.0	A27
STEP 2	2022	1,680	60.0	A28
STEP 2	2023	2,800	120.0	A23
STEP 1	2024	3,000	100.0	A30
STEP 3			TOTAL	108 ÷ 4 = 27
			APH	27

## Exhibit 15J Yield Determinations-Dividing a Practice into Two Practices Using Apportionment

The NI yield has been divided into SF and CC practices. The insured apportioned production using the Multi-Purpose Production and Yield Worksheet by CC and SF practice, which was previously reported as NI. Current crop year production reports were also submitted for CC and SF practices.

### Original APH Database

<b>2024</b>	<b>Unit 0001-0000BU</b>	<b>NI</b>	
YEAR	PRODUCTION	ACRES	YIELD
2018	8,800	200.0	A44
2019	0	0.0	Z
2020	0	100.0	P32
2021	10,080	210.0	A48
2022	8,000	200.0	A40
2023	4,800	240.0	A20

### Multi-Purpose Production and Yield Worksheet

YEAR	1	2	3	4	5	6
2018	SF	80.0	40	3,200	1.25	50
2018	CC	120.0	32	3,840	1.25	40
2021	SF	100.0	40	4,000	1.34	54
2021	CC	110.0	32	3,520	1.34	43
2022	SF	60.0	40	2,400	1.16	46
2022	CC	140.0	32	4,480	1.16	37
2023	SF	140.0	40	5,600	0.55	22
2023	CC	100.0	32	3,200	0.55	18

### Resulting APH Databases

2025	UNIT 0001-0000BU		SF	
YEAR	PRODUCTION	ACRES	YIELD	STEP
2018	4,000	80.0	A50	STEP 2
2019	0	0.0	Z	STEP 2
2020	0	100.0	P32	STEP 2
2021	5,400	100.0	A54	STEP 2
2022	2,760	60.0	A46	STEP 2
2023	3,080	140.0	A22	STEP 2
2024	4,400	80.0	A55	STEP 1
		TOTAL	259 ÷ 6 = 43	STEP 4
		APH	43	

2025	UNIT 0001-0000BU		CC	
YEAR	PRODUCTION	ACRES	YIELD	STEP
2018	4,800	120.0	A40	STEP 2
2019	0	0.0	Z	STEP 2
2020	0	0.0	Z	STEP 2
2021	4,730	110.0	A43	STEP 2
2022	5,180	140.0	A37	STEP 2
2023	1,800	100.0	A18	STEP 2
2024	0	0.0	Z	STEP 1
		TOTAL	138 ÷ 4 = 35	STEP 4
		APH	35	

## Exhibit 15K Yield Determinations-Dividing a Practice into Two Practices Using Attribution

In this example, the NI practice has been divided into SF and CC practices. The insured did not re-certify production that was previously reported as non-irrigated. The Multi-Purpose Production and Yield Worksheet cannot be used to apportion production because the insured did not have separate records of acres by practice.

Current production reports were submitted for SF and CC practices for the most recent year. If acceptable records had not been submitted for the 2024 crop year, the assigned yield would have been used.

### Original APH Database

2024	Unit 0001-0000BU			NI
YEAR	PRODUCTION	ACRES	YIELD	
2018	11,600	200.0	A58	
2019	4,800	100.0	A48	
2020	2,900	100.0	A29	
2021	4,200	210.0	A20	
2022	3,000	200.0	A15	
2023	1,200	240.0	A5	

The SF practice is considered to be the higher yield practice, therefore, the SF APH database is established using the actual acres and production. The CC APH database is established using the percentage relationship between the T-Yield for the CC practice and T-Yield for the SF practice. The resulting relationship is used as a percentage of the SF approved yield to calculate the Determined Yield (F). For example, CC T-Yield = 32 and SF T-Yield = 40. Therefore,  $32 \div 40 = .80$  and the SF approved yield of  $29 \times .80 = F23$ .

### Resulting APH Databases

2025	Unit 0001-0000BU			SF	2025	Unit 0001-0000BU			CC
YEAR	PRODUCTION	ACRES	YIELD	STEP	YEAR	PRODUCTION	ACRES	YIELD	STEP
2018	11,600	200.0	A58	STEP 2					
2019	4,800	100.0	A48	STEP 2					
2020	2,900	100.0	A29	STEP 2					
2021	4,200	210.0	A20	STEP 2	2021	0	0.0	F23	STEP 3
2022	3,000	200.0	A15	STEP 2	2022	0	0.0	F23	STEP 3
2023	1,200	240.0	A5	STEP 2	2023	0	0.0	F23	STEP 3
2024	0	0.0	Z	STEP 1	2024	800	100.0	A8	STEP 1
		TOTAL	$175 \div 6 =$	STEP 4			TOTAL	$77 \div 4 =$	STEP 4
			29					19	
		APH	29				APH	19	

**Exhibit 15L Yield Determinations-Dividing a Practice into Two Practices Using Recertification**

In this example, the NI practice has been divided into SF and CC practices. The insured had added this land as a separate OU in 2022 with a SA T-Yield of 29. The insured re-certified production that was previously reported as NI. Current production reports were submitted for SF and CC practices for the most recent year. The insured's calculated SA T-Yield for 2024 for SF is 25 and for CC is 20. If acceptable records had not been submitted for the 2024 crop year, the assigned yield would have been used.

**Original APH Database**

2024	Unit 0001-0000BU			NI
YEAR	PRODUCTION	ACRES	NI	
2020	0	0.0	L29	
2021	0	0.0	L29	
2022	8,000	200.0	A15	
2023	4,800	240.0	A5	

**Resulting APH Databases**

2025	Unit 0001-0000BU			SF	2025	Unit 0001-0000BU			CC
YEAR	PRODUCTION	ACRES	YIELD	STEP	YEAR	PRODUCTION	ACRES	YIELD	STEP
2020			L25	STEP 3					
2021			L25	STEP 3	2021			L20	STEP 3
2022	8,000	200.0	A15	STEP 2	2022			L20	STEP 3
2023	0	0.0	Z	STEP 2	2023	4,800	240.0	A5	STEP 2
2024	3,750	125.0	A30	STEP 1	2024	2,500	100.0	A25	STEP 1
		TOTAL	$95 \div 4 = 24$	STEP 4			TOTAL	$70 \div 4 = 18$	STEP 4
		APH	24				APH	18	

**Exhibit 15M Yield Determinations-Dividing APH Databases by Recertification**

Scenario 1-3 illustrate how to divide a non-irrigated (NI) database containing NI Following Another Crop (FAC) and NI Not Following Another Crop (NFAC) into two separate databases by practice (NI FAC and NI NFAC).

**Scenario 1:** Production is certified/re-certified - Insured has records of acreage and production by practice.

Insured reported both practices together according to previous actuarial structure for 2023 and prior years, had records of acreage and production by practice for the new actuarial structure. 2024 production was certified according to the new actuarial structure.

The databases must have at least four yields to calculate the APH yield. If the database contains less than 4 yields, a percentage of the applicable transitional yield (T-Yield) is used to provide four yields.

The percent of T used is determined on a crop/county basis and is based on the number of actual/assigned yields:

**Exhibit 15M Yield Determinations-Dividing APH Databases by Recertification (Continued)**

- (1) 1 year, 80 percent of applicable T-Yield (E);
- (2) 2 years, 90 percent of applicable T-Yield (N); and
- (3) 3 years, 100 percent of applicable T-Yield (T).

In the example, the T-Yield for NI NFAC remained unchanged at 50 and the T-Yield for NI FAC was changed to 30, since the insured has three actual yields 100 percent of the applicable T-Yield is used to provide the fourth yield for both the NI FAC and NI NFAC databases.

**Original APH Database**

<b>2024</b>	<b>Unit 0001-0000BU</b>	<b>Soybeans</b>	<b>NI 003</b>
YEAR	PRODUCTION	ACRES	YIELD
2020	0	0.0	N45
2021	0	0.0	N45
2022	3,500	92.0	A38
2023	3,000	50.0	A60
T-YIELD: 50			APH: 54

**Resulting APH Databases**

<b>2025 Unit 0001-0000BU Soybeans NI NFAC 053</b>				<b>2025 Unit 0001-0000BU Soybeans NI FAC 043</b>			
YEAR	PRODUCTION	ACRES	YIELD	YEAR	PRODUCTION	ACRES	YIELD
2021	0	0.0	T50	2021	0	0.0	T30
2022	2,260	52.0	A43	2022	1,240	40.0	A31
2023	2,000	30.0	A67	2023	1,000	20.0	A50
2024	2,800	50.0	A56	2024	1,680	35.0	A48
	T-YIELD: 50		APH: 54		T-YIELD: 40		APH: 40

**Scenario 2:** Production is certified/re-certified - Insured has records of acreage and production by practice.

In this example the insured has two years of actual yields and 90 percent of the applicable T-Yield is used.

**Original APH Database**

<b>2024</b>	<b>Unit 0001-0000BU</b>	<b>Soybeans</b>	<b>NI 003</b>
YEAR	PRODUCTION	ACRES	YIELD
2020	0	0.0	E40
2021	0	0.0	E40
2022	0	0.0	E40
2023	3,000	50.0	A60
T-YIELD: 50			APH: 45

## Resulting APH Databases

**2025** Unit 0001-0000BU Soybeans NI NFAC 053

YEAR	PRODUCTION	ACRES	YIELD
2021	0	0.0	N45
2022	0	0.0	N45
2023	2,000	30.0	A67
2024	2,800	50.0	A56
T-YIELD: 50			APH: 53

**2025** Unit 0001-0000BU Soybeans NI FAC 043

YEAR	PRODUCTION	ACRES	YIELD
2021	0	0.0	N27
2022	0	0.0	N27
2023	1,000	20.0	A50
2024	1,680	35.0	A48
T-YIELD: 30			APH: 38

**Scenario 3:** Production is certified/re-certified - Insured has records of acreage and production by practice.

In this example the insured did not have any soybeans planted on this unit in 2022 and in 2023 all the beans planted were NI NFAC.

The insured still gets 100 percent of the applicable T-Yield for the NI FAC database, because the number of actual/assigned yields is determined on a crop/county basis.

## Original APH Database

2024	Unit 0001-0000BU	Soybeans	NI 003
YEAR	PRODUCTION	ACRES	YIELD
2019	0	0.0	N45
2020	0	0.0	N45
2021	4,400	80.0	A55
2022	0	0.0	Z
2023	3,000		A60
T-YIELD: 50			APH: 51

## Resulting APH Databases

**2025** Unit 0001-0000BU Soybeans NI NFAC 053

YEAR	PRODUCTION	ACRES	YIELD
2020	0	0.0	T50
2021	3,500	60.0	A58
2022	0	0.0	Z
2023	3,000	50.0	A60
2024	2,800	50.0	A56
T-YIELD: 50			APH: 56

**2025** Unit 0001-0000BU Soybeans NI FAC 043

YEAR	PRODUCTION	ACRES	YIELD
2019	0	0.0	T30
2020	0	0.0	T30
2021	900	20.0	A45
2022	0	0.0	Z
2023	0	0.0	Z
2024	1,680	35.0	A48
T-YIELD: 30			APH: 38



**Exhibit 15N Yield Determinations-Dividing APH Databases by Apportioning Commingled Production**

The following scenarios illustrate how to divide a non-irrigated (NI) database containing NI NFAC and NI FAC into two separate databases using the Multi-Purpose Production and Yield Worksheet. If current year's production is certified, the Multi-Purpose Production and Yield Worksheet can be used to separate the production by practice for prior crop years.

**Scenario 1:** Apportion production - Insured has records of acreage by practice and total production for prior years (2022 and 2023) but does not know the amount of production by practice.

For the 2024 crop year, insured has records of acreage and production by practice and certifies according to the new actuarial structure. In prior crop years, the insured had reported production from both practices together according to previous actuarial structure.

Insured will have to set up the APH databases according to the new actuarial structure apportioning production for prior crop years using the Multi-purpose Production and Yield Worksheet. In the example, the T-Yield for NI NFAC remained unchanged at 50 and the T-Yield for NI FAC is 30.

**Original APH Database**

2024	Unit 0001-0000BU	Soybeans	NI 003
YEAR	PRODUCTION	ACRES	YIELD
2020	0	0.0	N45
2021	0	0.0	N45
2022	3,500	92.0	A38
2023	3,500	50.0	A60
T-YIELD: 50			APH: 47

**MULTI-PURPOSE PRODUCTION AND YIELD WORKSHEET**

	1	2	3	4	5	6
CROP YEAR	PRACTICE	ACRES	T-YIELD	YIELD EXTENSION	FACTOR	YIELD
2021	NFAC	52	50	2,600	0.92	46
2021	FAC	40	30	1,200	0.92	28
2022	NFAC	30	50	1,500	1.43	72
2022	FAC	20	30	600	1.43	43

**FOR EXAMPLE: CROP YEAR 2020 CALCULATIONS**

COLUMN 1	Practice
COLUMN 2	Planted acres for the applicable practice (NI NFAC 52 and NI FAC 40)
COLUMN 3	Transitional Yield for the applicable practice (NI NFAC 50 and NI FAC 30)
COLUMN 4	Yield Extension is Col. 2 × Col. 3 (52 × NI NFAC 50 = 2,600 40 × NI FAC 30 = 1,200)
COLUMN 5	Factor (total commingled production) ÷ (total yield extensions in Col. 4) (3,500 ÷ 3,800) = 0.92*
COLUMN 6	Yield is Col. 3 × Col. 5. (NI NFAC - 50 × 0.92 = 46 NI FAC - 30 × 0.92 = 28)

\*Values rounded to nearest hundredth

**Exhibit 15N Yield Determinations-Dividing APH Databases by Apportioning ...(Continued)**

The yield by practice from Col. 6 on Multi-purpose Production and Yield Worksheet is used to create two separate APH databases (NI NFAC and NI FAC) according to the new actuarial structure.

Since the insured has three actual yields, 100 percent of the applicable T-Yield is used to provide the fourth yield.

**Original APH Database**

<b>2024</b>	<b>Unit 0001-0000BU</b>	<b>Soybeans</b>	<b>NI 003</b>
YEAR	PRODUCTION	ACRES	YIELD
<b>2020</b>	0	0.0	N45
<b>2021</b>	0	0.0	N45
<b>2022</b>	3,500	92.0	A38
<b>2023</b>	3,500	50.0	A60
T-YIELD: 50			APH: 47

This example used the same original APH database as example 1 in the previous certification/re-certification section. Since the production was apportioned for crop years prior to **2023** according to practice, the approved yield by practice is different.

The approved yield for NI NFAC changed from 54 to 58 and the approved yield for NI FAC changed from 40 to 35. Note that the total production after apportioning the production may not equal the total commingled production due to rounding.

**Resulting APH Databases**

<b>2025 Unit 0001-0000BU Soybeans NI NFAC 053</b>				<b>2025 Unit 0001-0000BU Soybeans NI FAC 043</b>			
YEAR	PRODUCTION	ACRES	YIELD	YEAR	PRODUCTION	ACRES	YIELD
<b>2021</b>	0	0.0	T50	<b>2021</b>	0	0.0	T30
<b>2022</b>	2,392	52.0	A46	<b>2022</b>	1,120	40.0	A28
<b>2023</b>	2,160	30.0	A72	<b>2023</b>	860	20.0	A43
<b>2024</b>	3,150	50.0	A63	<b>2024</b>	1,330	35.0	A38
T-YIELD: 50			APH: 58	T-YIELD: 40			APH: 35

**Scenario 2:** Apportion production - Insured has records of acreage by practice and total production for the prior crop year (**2023**) but does not have production records by the new practice.

For the **2024** crop year, insured has records of acreage and production by practice and certifies according to the new actuarial structure. In this example the insured has two years of actual yields and 90 percent of the applicable T-Yield is used.

## Original APH Database

<b>2024</b>	Unit 0001-0000BU	Soybeans	NI 003
YEAR	PRODUCTION	ACRES	YIELD
<b>2020</b>	0	0.0	E40
<b>2021</b>	0	0.0	E40
<b>2022</b>	0	0.0	E40
<b>2023</b>	3,000	50.0	A60
T-YIELD: 50			APH: 45

## Resulting APH Databases

2025 Unit 0001-0000BU Soybeans NI NFAC 053				2025 Unit 0001-0000BU Soybeans NI FAC 043			
YEAR	PRODUCTION	ACRES	YIELD	YEAR	PRODUCTION	ACRES	YIELD
2021	0	0.0	N45	2021	0	0.0	N27
2022	0	0.0	N45	2022	0	0.0	N27
2023	2,160	30.0	A72	2023	860	20.0	A43
2024	3,150	50.0	A63	2024	1,330	35.0	A38
	T-YIELD: 50		APH: 56		T-YIELD: 30		APH: 34

## MULTI-PURPOSE PRODUCTION AND YIELD WORKSHEET

	1	2	3	4	5	6
CROP YEAR	PRACTICE	ACRES	T-YIELD	YIELD EXTENSION	FACTOR	YIELD
<b>2023</b>	NFAC	30	50	1,500	1.43	72
<b>2023</b>	FAC	20	30	600	1.43	43

**Scenario 3:** Apportion production - Insured has records of acreage by practice and total production for prior years (**2021** and **2023**) but does not have production records by practice.

For the **2024** crop year, insured has records of acreage and production by practice and certifies according to the new actuarial structure. In this example the insured has three years of actual yields and 100 percent of the applicable T-Yield is used.

The insured did not have any soybeans planted on this unit in **2022**, and in **2023** all the soybeans planted were NI NFAC.

Original APH Database

2024	Unit 0001-0000BU	Soybeans	NI 003
YEAR	PRODUCTION	ACRES	YIELD
2019	0	0.0	N45
2020	0	0.0	N45
2021	4,400	80.0	A55
2022	0	0.0	Z
2023	3,000	50.0	A60
T-YIELD: 50			APH: 51

Resulting APH Databases

2025 Unit 0001-0000BU Soybeans NI NFAC 053				2025 Unit 0001-0000BU Soybeans NI FAC 043			
YEAR	PRODUCTION	ACRES	YIELD	YEAR	PRODUCTION	ACRES	YIELD
				2019	0	0.0	T30
2020	0	0.0	T50	2020	0	0.0	T30
2021	3,660	60.0	A61	2021	740	20.0	A37
2022	0	0.0	Z	2022	0	0.0	Z
2023	3,000	50.0	A60	2023	0	0.0	Z
2024	3,150	50.0	A63	2024	1,330	35.0	A38
	T-YIELD: 50		APH: 59		T-YIELD: 30		APH: 34

**Exception:** On any unit for any year, if only one P/T/TMA was planted on the unit, that unit's actual acres and production may be re-certified without regard to instructions for apportioning or attributing the acreage and production for other units for that year.

MULTI-PURPOSE PRODUCTION AND YIELD WORKSHEET

	1	2	3	4	5	6
CROP YEAR	PRACTICE	ACRES	T-YIELD	YIELD EXTENSION	FACTOR	YIELD
2021	NFAC	60.0	50	3,000	1.22	61
2021	FAC	20.0	30	600	1.22	37

**Exhibit 150 Yield Determinations-Dividing APH Databases by Attributing Acres and Production**

The following example illustrates how to divide a non-irrigated (NI) database containing NI NFAC and NI FAC into two separate databases when acres and production are attributed.

**Scenario 1:** Attribute acres and production - insured does not have separate records of acres by practice. Insured knows total production, but does not have records for acres planted to each practice.

**Original APH Database**

<b>2024</b>	<b>Unit 0001-0000BU</b>	<b>Soybeans</b>	<b>NI 003</b>
YEAR	PRODUCTION	ACRES	YIELD
<b>2020</b>	0	0.0	N45
<b>2021</b>	0	0.0	N45
<b>2022</b>	3,500	92.0	A38
<b>2023</b>	3,500	50.0	A60
T-YIELD: 50			APH: 47

When acres and production have to be attributed, all the acres and production are charged to the practice with the higher T-Yield. In this example all acres and production in the NI - 003 database is charged to the new NI NFAC - 053 database.

The NI FAC database - 043 is established using the percentage relationship between the T-Yield for the NI FAC practice and the T-Yield for the NI NFAC practice. The resulting relationship is used as a percentage of the NI NFAC approved yield to calculate the Determined Yield (F) for the FAC database.

For this example the T-Yield for the NI NFAC practice is 45 and the T-Yield for the NI FAC practice is 30. The insured certified **2024** production according to new actuarial structure and was unable to apportion **2023** production.

The Determined Yield is calculated by dividing the T-Yield of the lower practice by the T-Yield of the higher practice and multiplying the result by the approved yield of the higher practice. The determined yield cannot exceed the lower of the lower of the T-Yield or determined yield.

e.g., NI NFAC T-Yield = 50, NI FAC T-Yield = 30, and NI NFAC APH yield = 47. Therefore,  $30 \div 50 = 0.60$  and the NI NFAC approved yield of  $51 \times 0.6 = 31$ .

**Resulting APH Databases**

<b>2025</b>	<b>Unit 0001-0000BU Soybeans NI NFAC 053</b>			<b>2025</b>	<b>Unit 0001-0000BU Soybeans NI FAC 043</b>		
YEAR	PRODUCTION	ACRES	YIELD	YEAR	PRODUCTION	ACRES	YIELD
<b>2021</b>			T50	<b>2021</b>			F31
<b>2022</b>	3,500	92.0	A38	<b>2022</b>			F31
<b>2023</b>	3,000	50.0	A60	<b>2023</b>			F31
<b>2024</b>	2,800	50.0	A56	<b>2024</b>	1,680	35.0	A48
	T-YIELD: 50		APH: 51		T-YIELD: 30		APH: 35

## Exhibit 15P Yield Determinations-Dividing APH Databases Using All 3 Methods

The following example illustrates how to divide a non-irrigated (NI) database containing NI Following Another Crop (FAC) and NI Not Following Another Crop (NFAC) into two separate databases by practice (NI NFAC and NI FAC) using all three methods to separate prior production and acreage history.

### 2024 SOYBEANS NI 003

#### UNIT 0001-0000BU

YEAR	PROD.	ACRES	YIELD
2015	5,630	92.0	A61
2016	2,450	38.0	A64
2017	1,600	46.0	A35
2018	2,500	58.0	A43
2019	750	75.0	A10
2020	6,500	110.0	A59
2021	4,400	80.0	A55
2022	0	0.0	Z
2023	3,000	50.0	A60
	T-Yield: 50		APH: 48

### 2025 SOYBEANS NI NFAC 053

#### UNIT 0001-0000BU

YEAR	PROD.	ACRES	YIELD
2015	5,630	92.0	A61
2016	2,450	38.0	A64
2017	1,600	46.0	A35
2018	1,920	40.0	A48
2019	234	18.0	A13
2020	6,500	110.0	A59
2021	3,835	65.0	A59
2022	0	0.0	Z
2023	1,600	24.0	A67
2024	2,800	50.0	A56
	T-Yield: 50		APH: 51

### 2025 SOYBEANS NI FAC 043

#### UNIT 0001-0000 BU

YEAR	PROD.	ACRES	YIELD
2015	0	0.0	Z
2016	0	0.0	Z
2017	0	0.0	Z
2018	594	18.0	A33
2019	513	57.0	A9
2020	0	0.0	Z
2021	615	15.0	A41
2022	0	0.0	Z
2023	1,400	26.0	A54
2024	1,680	35.0	A48
	T-Yield: 35		APH: 37

### MULTI-PURPOSE PRODUCTION AND YIELD WORKSHEET

	1	2	3	4	5	6
CROP YEAR	PRACTICE	ACRES	T-YIELD	YIELD EXTENSION	FACTOR	YIELD
2018	NFAC	40.0	50	2,000	0.95	48
2018	FAC	18.0	35	630	0.95	33
2019	NFAC	18.0	50	900	0.26	13
2019	FAC	57.0	35	1,995	0.26	9
2021	NFAC	65.0	50	3,250	1.17	59
2021	FAC	15.0	35	525	1.17	41

- (1) The insured must separate all prior production and acreage history according to the new actuarial structure using one of the three following methods: production records certified/re-certified, production apportioned, or acres and production attributed in the order listed.

Only one of the three methods below may be elected within a crop year for the crop/county and the selected method applies across all units by P/T/V/TMA for that crop year. Exception: On any unit for any year, if only one P/T/V/TMA was planted on the unit, that unit's actual acres and production may be re-certified without regard to instructions for apportioning or attributing the acreage and production for other units for that year.

- (2) The insured had records of acreage and production by practice for crop years 2023 and 2024. The production and acres for crop year 2020 was also certified/re-certified, because the insured did not have any FAC soybeans planted on that unit in 2020.
- (3) The insured has records of acreage by practice and total production, but does not know the amount of production by practice for crop years 2018, 2019, and 2021.

- (4) For crop years 2015-2017 the insured does not have separate records of acres by practice. Insured knows total production, but does not know how many acres were planted to each practice.

The production for crop years 2015-2017 are attributed to the NI NFAC database. Since the NI FAC database already contains at least four actual/assigned yields, the NI FAC APH is calculated using those yields. If the NI FAC database did not contain four actual/assigned yields, then the Determined Yield (F) would be entered to provide four yields.

### Exhibit 15Q Yield Determinations-Dividing an Added Land APH Database

- (1) This example illustrates how to divide a database with added land according to the new actuarial structure (NI NFAC and NI FAC). The insured had the following OUs 0001-0001OU, 0001-0002OU, and 0001-0003OU. Unit 0001-0003OU is an added land unit (added in 2020).

#### 2024 Soybeans NI 003

##### Unit 0001-0001OU

YEAR	PROD.	ACRES	YIELD
2020	4,210	84.0	A50
2021	3,220	70.0	A46
2022	3,000	50.0	A60
2023	5,200	100.0	A52
T-Yield:	50	APH:	52

##### Unit 0001-0002OU

YEAR	PROD.	ACRES	YIELD
2020	1,410	33.0	A43
2021	2,744	56.0	A49
2022	3,276	63.0	A52
2023	3,976	71.0	A56
T-Yield:	50	APH:	50

##### Unit 0001-0003OU

YEAR	PROD.	ACRES	YIELD
2020			L51
2021			L51
2022			L51
2023	7,625	125.0	A61
T-Yield:	50	APH:	54

- (2) To establish unit 0001-0003OU according to the new actuarial structure, a new SA T-Yield must be calculated for NI NFAC and NI FAC. The first step is to establish APH databases according to the new actuarial structure.

For this example, the insured certified/re-certified all prior production and acres to establish the NI NFAC and NI FAC APH databases for units 0001-0001OU, 0001-0002OU, and 0001-0003OU. If an APH database contains SA T-Yields, the applicable T-Yield will replace the SA T-Yields before calculating the approved yield.

#### 2024 SOYBEANS NI 003

##### UNIT 0001-0001OU

YEAR	PROD.	ACRES	YIELD
2020	4,210	84.0	A50
2021	3,220	70.0	A46
2022	3,000	50.0	A60
2023	5,200	100.0	A52
	T-Yield:		APH:
	50		52

#### 2025 SOYBEANS NI NFAC 053

##### UNIT 0001-0001OU

YEAR	PROD.	ACRES	YIELD
2020	3,472	62.0	A56
2021	2,912	56.0	A52
2022	2,640	40.0	A66
2023	3,965	65.0	A61
2024	3,150	50.0	A63
	T-Yield:		APH:
	50		60

#### 2025 SOYBEANS NI FAC 043

##### UNIT 0001-0001OU

YEAR	PROD.	ACRES	YIELD
2020	738	22.0	A34
2021	308	14.0	A22
2022	360	10.0	A36
2023	1,235	35.0	A35
2024	1,323	35.0	A38
	T-Yield:		APH:
	30		33

Exhibit 15Q Yield Determinations-Dividing an Added Land APH Database (Continued)

**2024 SOYBEANS NI 003**  
**UNIT 0001-0002OU**

YEAR	PROD.	ACRES	YIELD
2020	1,410	33.0	A43
2021	2,744	56.0	A49
2022	3,276	63.0	A52
2023	3,976	71.0	A56
	T-Yield: 50		APH: 50

**2025 SOYBEANS NI NFAC 053**  
**UNIT 0001-0002OU**

YEAR	PROD.	ACRES	YIELD
2020	940	20.0	A47
2021	2,242	38.0	A59
2022	2,394	42.0	A57
2023	2,542	41.0	A62
2024	2,800	50.0	A56
	T-Yield: 50		APH: 56

**2025 SOYBEANS NI FAC 043**  
**UNIT 0001-0002OU**

YEAR	PROD.	ACRES	YIELD
2020	470	13.0	A36
2021	502	18.0	A28
2022	882	21.0	A42
2023	1,434	30.0	A48
2024	1,680	35.0	A48
	T-Yield: 30		APH: 40

**2024 SOYBEANS NI 003**  
**UNIT 0001-0003OU**

YEAR	PROD.	ACRES	YIELD
2020			L51
2021			L51
2022			L51
2023	7,625	125.0	A61
	T-Yield: 50		APH: 54

**2025 SOYBEANS NI NFAC 053**  
**UNIT 0001-0003OU**

YEAR	PROD.	ACRES	YIELD
2021			T50
2022			T50
2023	6,110	94.0	A65
2024	3,000	50.0	A60
	T-Yield: 50		APH: 56

**2025 SOYBEANS NI FAC 043**  
**UNIT 0001-0003OU**

YEAR	PROD.	ACRES	YIELD
2021			T30
2022			T30
2023	1,515	31.0	A49
2024	3,500	92.0	A38
	T-Yield: 30		APH: 37

**Calculation of New SA T-Yields by practice for Unit 0001-0003OU**

The SA T-Yield for the NI NFAC practice is calculated by averaging the approved NI NFAC APH yield of units 0001-0001OU, 0001-0002OU, and 0001-0003OU.

UNIT	NI NFAC APH
0001-0001OU	60
0001-0002OU	55
0001-0003OU	56

NI NFAC SA T-Yield Calculation for Unit 0001-0003OU:  $(60 + 55 + 56) \div 3 = 57$

**2025**

**Unit 0001-0003OU**

**Soybeans**

**NI NFAC 053**

YEAR	PRODUCTION	ACRES	YIELD
2021			L57
2022			L57
2023	6,110	94.0	A65
2024	3,000	50.0	A60
T-YIELD: 50			APH: 460



**Exhibit 15Q Yield Determinations-Dividing an Added Land APH Database (Continued)****Calculation of New SA T-Yields by practice for Unit 0001-0003OU (Continued)**

The SA T-Yield for the NI FAC practice is calculated by averaging the approved NI FAC APH yield of units 0001-0001OU, 0001-0002OU, and 0001-0003OU.

UNIT	NI FAC APH
0001-0001OU	33
0001-0002OU	40
0001-0003OU	37

NI FAC SA T-Yield Calculation for Unit 0001-0004OU:  $(33 + 40 + 37) \div 3 = 37$

2025	Unit 0001-0003OU	Soybeans	NI FAC 043
YEAR	PRODUCTION	ACRES	YIELD
2021			L37
2022			L37
2023	1,515	31.0	A49
2024	3,500	92.0	A38
T-YIELD: 30			APH: 40

**Exhibit 15R Dividing an APH Database when a Type is Divided into More than Two Types**

**Scenario:** RMA divides the existing barley (Type 997) into five types: all others (872), malting (873), waxy hulled (874), waxy hulless (875), and hulless (876). Historically, the insured has produced three non-irrigated types of barley: all others, malting, and hulless. Therefore, the insured must separate prior year's history in the barley APH database to reflect the new type structure in the AD.

**2024 APH Database (original APH database)**

2024	Barley (0091)	NTS (997)	UNIT 0001-0001OU	NI (003)
YEAR	PRODUCTION	ACRES	YIELD	
2014	7,200	120.0	A60	
2015	6,000	150.0	A40	
2016	5,435	140.0	A39	
2017	9,000	150.0	A60	
2018	3,108	42.0	A74	
2019	5,270	85.0	A62	
2020	2,066	30.0	A69	
2021	404	117.0	A3	
2022	966	10.0	A97	
2023	4,940	76.0	A65	
			569 ÷ 10 = 57	
T-YIELD:	45	APPROVED APH:	57	

**Exhibit 15R Dividing an APH Database when a Type is Divided into More than Two Types (Continued)**

For APH crop years **2020-2023**, the insured has separate production records of the three types of barley and will be able to re-certify the barley production by type.

Note: **2021** was a loss year and the loss records must be used in re-certification process). In the years **2017-2019** the insured does not have separate production records for the three types of barley, but the insured has the acreage of the three types of barley grown.

For those years, the insured will apportion the barley production by using the Multi-Purpose Production and Yield Worksheet see Para. [1543](#) and Exhibit [17](#). For years **2015-2017**, the insured does not have separate production records or acreage records. For those years, the insured will attribute the barley production to the type that normally has the highest yield (i.e., highest T-Yield or if T-Yields are the same, the highest yielding type designated by RMA). The steps used to separate prior year's history in the barley APH database are illustrated in (1), (2), and (3) below.

- (1) Recertification: For APH crop years **2020-2023**, the insured has separate production records for the three types of barley and will be able to re-certify the barley production by type.

**Note:** **2021** was a loss year and the loss records must be used in re-certification process.

Para. [1523](#) provides instructions to re-certify production. Remarks concerning these steps are provided below:

STEP	ACTION
<b>1</b>	Add the production from the acceptable production report filed for the current crop year (enter the assigned yield if carryover insureds acceptable production reports are not filed).
<b>2</b>	Enter the certified/re-certified production, acres, actual yields, and assigned yields (for carryover insureds) into the resulting APH databases for crop year <b>2020-2024</b> .
<b>3</b>	Would not apply because other production history is available that could be apportioned or attributed. Also, Simple Average T-Yields (SA T-Yields) were not applicable in the prior year in this example. If they were, and there were less than four years of actual and assigned yields for the database, SA T-Yields would be recalculated and used to establish a 4-year APH database.
<b>4</b>	Will not apply as there is remaining production to be separated.

**After Re-Certification****2025 Barley (0091) NI (003)****All Others (8)72 UNIT 0001-0001OU Malting (873) UNIT 0001-0001OU**

YEAR	PROD.	ACRES	YIELD
<b>2020</b>	0	0.0	Z
<b>2021</b>	404	105.0	A4
<b>2022</b>	0	0.0	Z
<b>2023</b>	2,720	40.0	A68
<b>2024</b>	5,520	80.0	A69
	T-Yield:	45	

**2025 Barley (0091) NI (003)****Malting (873) UNIT 0001-0001OU**

YEAR	PROD.	ACRES	YIELD
<b>2020</b>	2,066	30.0	A69
<b>2021</b>	0	0.0	Z
<b>2022</b>	966	10.0	A97
<b>2023</b>	2,220	36.0	A62
<b>2024</b>	2,090	35.0	A60
	T-Yield:	45	

**2025 Barley (0091) NI (003)****Hulless (876) UNIT 0001-0001OU**

YEAR	PROD.	ACRES	YIELD
<b>2020</b>	0	0.0	Z
<b>2021</b>	0	12.0	A0
<b>2022</b>	0	0.0	Z
<b>2023</b>	0	0.0	Z
<b>2024</b>	1,134	14.8	A77
	T-Yield:	35	

**Exhibit 15R Dividing an APH Database when a Type is Divided into More than Two Types (Continued)**

- (2) Apportionment: Para. 1523 provides instructions to apportion production, requiring the use of the Multi-Purpose Production and Yield Worksheet. See Exh. 17. Remarks concerning these steps are provided below. In this example, production for years 2020-2023 have been re-certified and the insured only has the acreage by type for years 2017-2019, therefore production will be apportioned by type.

STEP	ACTION
1	Was completed prior to re-certification of production for years 2020-2023.
2	Enter the acres, apportioned production and yields, and assigned yields (for carryover insureds) in the database. See the completed Multi-Purpose Production and Yield Worksheet.
3	Would not apply at this point because other production history is available that could be attributed. Additionally, the insured has more than 4-years of production history.
4	Will not apply as there is remaining production to be separated.

COLUMN 1	Type
COLUMN 2	Planted Acres
COLUMN 3	Transitional Yield
COLUMN 4	Yield Extension (column 2 × column 3)
COLUMN 5	Factor (total commingled production ÷ total yield extensions in column 4)
COLUMN 6	Yield (column 3 × column 5)

**MULTI-PURPOSE PRODUCTION AND YIELD WORKSHEET**

	1	2	3	4	5	6
CROP YEAR	PRACTICE	ACRES	T-YIELD	YIELD EXTENSION	FACTOR	YIELD
2017	All others	50.0	45	2,250	1.44	65
2017	Malting	50.0	45	2,250	1.44	65
2017	Hulless	50.0	35	1,750	1.44	50
2018*	All others	30.0	45			74
2018*	Malting	12.0	45			74
2018*	Hulless	0.0	35			0
2019	All others	30.0	45	1,350	1.47	66
2019	Malting	30.0	45	1,350	1.47	66
2019	Hulless	25.0	35	875	1.47	51

\*For 2018, the production is prorated to the planted acres of each applicable type since all of the barley production was from types with the same T-Yield see Para. 1523. When production is prorated, the yield is identified by the yield descriptor PA (Example PA74).

After Re-Certification and Apportionment

2025 Barley (0091) NI (003)

All Others (8)72 UNIT 0001-0001OU

YEAR	PROD.	ACRES	YIELD
2017	3,250	50.0	A65
2018	2,220	30.0	PA74
2019	1,980	30.0	A66
2020	0	0.0	Z
2021	404	105.0	A4
2022	0	0.0	Z
2023	2,720	40.0	A68
2024	5,520	80.0	A69
	T-Yield:	45	

2025 Barley (0091) NI (003)

Malting (873) UNIT 0001-0001OU

YEAR	PROD.	ACRES	YIELD
2017	3,250	50.0	A65
2018	888	12.0	PA74
2019	1,980	30.0	A66
2020	2,066	30.0	A69
2021	0	0.0	Z
2022	966	10.0	A97
2023	2,220	36.0	A62
2024	2,090	35.0	A60
	T-Yield:	45	

2025 Barley (0091) NI (003)

Hulless (876) UNIT 0001-0001OU

YEAR	PROD.	ACRES	YIELD
2017	2,500	50.0	A50
2018	0	0.0	Z
2019	1,275	25.0	A51
2020	0	0.0	Z
2021	0	12.0	A0
2022	0	0.0	Z
2023	0	0.0	Z
2024	1,134	14.8	A77
	T-Yield:	35	

- (3) Attribution: Para. 1523 provides instructions to attribute production to the type with the highest T-Yield or if the T-Yields are the same, to the highest yielding type designated by RMA. In this example, production for years 2020-2023 has been re-certified and production for years 2017-2019 has been apportioned by type.

Therefore, production for years 2015-2016 must be attributed to the highest yielding type. For this example, RMA has designated the “all others” type as the highest yielding type. For years 2015-2017; the insured only planted these types, the “all others” (872) and “hulless” (876). Remarks concerning these steps are provided below:

- (a) For the higher yielding type:

STEP	ACTION
1	Was completed prior to re-certification of production for years 2020-2022.
2	Enter the production, acres, actual yields and assigned yields in the APH database.
3	Would not apply because insured has more than 4-years of production history.
4	Calculate the approved yield according to applicable Category B procedure for the higher yielding type. Cups will not apply because original APH database was divided.

**Exhibit 15R Dividing an APH Database when a Type is Divided into More than Two Types (Continued)**

(b) For the lower yielding type(s):

STEP	ACTION
1	Was completed prior to re-certification of production for years 2020-2023.
2	<p>Divide the lower yielding type(s) T-Yield for each type by the highest yielding type T-Yield to calculate a percentage factor. A percentage factor would need to be calculated for each lower yielding type, if the lower yielding type(s) were produced in prior years. For example, “hulless” T-Yield of 35 (lower yielding) divided by the “all others” T-Yield of 45 (highest yielding type):</p> <p><math>35 \div 45 = 0.78</math> (rounded to two places) or 78 percent.</p>
3	<p>Apply the percentage factor calculated in Step 2 to the approved yield for the highest yielding type to calculate the Determined Yield for the lower yielding type. A Determined Yield would need to be calculated for each lower yielding type, if the lower yielding types were produced in prior years. For example, the insured’s approved yield for the “all others” type is 53.</p> <p>Although the Determined Yield for “hulless” (<math>41 = 53 \times .78</math>) is higher than the T-Yield (35), an APH database cannot be updated with a Determined Yield greater than the T-Yield. In this case, the APH database is updated with the T-Yield and identified with the F yield descriptor. If the calculated Determined Yield is equal to or less than the T-Yield, the APH database is updated with the Determined Yield and identified with the F yield descriptor.</p>
4	Calculate the approved yield following the applicable Category B procedure.

**After Re-Certification, Apportionment, and Attribution**
**2025 Barley (0091) NI (003)**
**All Others (8)72 UNIT 0001-0001OU Malting (873) UNIT 0001-0001OU**

YEAR	PROD.	ACRES	YIELD
2015	6,000	150.0	A40
2016	5,435	140.0	A39
2017	3,250	50.0	A65
2018	2,220	30.0	PA74
2019	1,980	30.0	A66
2020	0	0.0	Z
2021	404	105.0	A4
2022	0	0.0	Z
2023	2,720	40.0	A68
2024	5,520	80.0	A69
			$425 \div 8$
T-Yld	45	APH Yld	53

**2025 Barley (0091) NI (003)**
**Malting (873) UNIT 0001-0001OU**

YEAR	PROD.	ACRES	YIELD
2015	0	0.0	Z
2016	0	0.0	Z
2017	3,250	50.0	A65
2018	888	12.0	PA74
2019	1,980	30.0	A66
2020	2,066	30.0	A69
2021	0	0.0	Z
2022	966	10.0	A97
2023	2,220	36.0	A62
2024	2,090	35.0	A60
			$493 \div 7$
T-Yld	45	APH Yld	70

**2025 Barley (0091) NI (003)**
**Hulless (876) UNIT 0001-0001OU**

YEAR	PROD.	ACRES	YIELD
2015	0	0.0	Z
2016	0	0.0	Z
2017	2,500	50.0	A50
2018	0	0.0	Z
2019	1,275	25.0	A51
2020	0	0.0	Z
2021	0	12.0	A0
2022	0	0.0	Z
2023	0	0.0	Z
2024	1,134	14.8	A77
			$178 \div 4$
T-Yld	35	APH Yld	45

**Exhibit 15S Dividing an APH Database When Only One Type has been Produced**

RMA divided one type (997) into five different types. The insured has only produced feed barley on an APH database, which is considered an “all other” type (872). Therefore, only the type name and code will be changing on the APH database, after the inclusion of the current year’s production report, and cups would apply. Re-certification is not required.

**Original APH Database**

<b>2024 Barley (0091) NI (003)</b>			
<b>NTS (997)</b>		<b>UNIT 0001-0001OU</b>	
YEAR	PRODUCTION	ACRES	YIELD
2018	7,300	100.0	A73
2019	10,200	150.0	A68
2020	12,150	150.0	A81
2021	2,225	30.0	A74
2022	7,035	105.0	A67
2023	2,100	24.8	A85
			448 ÷ 6
T-Yield:	45	Approved APH:	75

**Resulting APH Database**

<b>2025 Barley (0091) NI (003)</b>			
<b>All others (872)</b>		<b>UNIT 0001-0001OU</b>	
YEAR	PRODUCTION	ACRES	YIELD
2018	7,300	100.0	A73
2019	10,200	150.0	A68
2020	12,150	150.0	A81
2021	2,225	30.0	A74
2022	7,035	105.0	A67
2023	2,100	24.8	A85
2024	938	134.0	A7
			455 ÷ 7
		Average yield:	65
		Cupped yield	67
T-Yield:	45	Approved APH	67

**Exhibit 15T Retaining 10 Crop Years of APH History**

**Example 1:** In 2024, a carryover insured has actual yields for crop years 2014, 2015, 2017, 2018, 2019, 2020, 2022 and 2023. In crop years 2016 and 2021, the insured crop was not planted on acreage contained in this APH database. In 2025, the carryover insured reports an actual yield 90 bushel per acres for crop year 2024. The base period for 2024 crop year is the 10 most recent APH crop years. APH databases are limited to the 10 most recent APH crop years. When the 2024 actual yield is added to the APH database, the oldest Z yield is removed. The carryover insured will have 9 actual yields in the 2025 APH database.

**2024 APH Database**

YEAR	PRODUCTION	ACRES	YIELD
2014	11,250	150.0	A75
2015	11,100	150.0	A74
2016	0	0.0	Z
2017	8,450	130.0	A65
2018	12,150	150.0	A81
2019	10,005	145.0	A69
2020	10,950	150.0	A73
2021	0	0.0	Z
2022	3,750	150.0	A25
2023	14,250	150.0	A95
	Approved	APH:	557 ÷ 8 = 70

**2025 APH Database**

YEAR	PRODUCTION	ACRES	YIELD
2014	11,250	150.0	A75
2015	11,100	150.0	A74
2017	8,450	130.0	A65
2018	12,150	150.0	A81
2019	10,005	145.0	A69
2020	10,950	150.0	A73
2021	0	0.0	Z
2022	3,750	150.0	A25
2023	14,250	150.0	A95
2024	13,320	148.0	A90
	Approved	APH:	647 ÷ 9 = 72

**Exhibit 15T Retaining 10 Crop Years of APH History (Continued)**

**Example 2:** A carryover insured who has provided actual yields for crop years 2014, 2015, 2017, 2018, 2019, 2020, 2022 and 2023. The base period for 2022 crop year is the 10 most recent APH crop years. Zero acres planted were reported for crop year 2016 and 2021. In 2025, the insured reported zero acres planted for crop year 2024. The 2024 APH database is duplicated for the 2025 APH database with the exception of the yield descriptor “Z” deleted for crop year 2016. The carryover insured has 8 actual yields in the 2025 database.

**2024 APH Database**

YEAR	PRODUCTION	ACRES	YIELD
2014	11,250	150.0	A75
2015	11,100	150.0	A74
2016	0	0.0	Z
2017	8,450	130.0	A65
2018	12,150	150.0	A81
2019	10,005	145.0	A69
2020	10,950	150.0	A73
2021	0	0.0	Z
2022	3,750	150.0	A25
2023	14,250	150.0	A95
<b>Approved</b>		<b>APH:</b>	<b>557 ÷ 8 = 70</b>

**2025 APH Database**

YEAR	PRODUCTION	ACRES	YIELD
2014	11,250	150.0	A75
2015	11,100	150.0	A74
2017	8,450	130.0	A65
2018	12,150	150.0	A81
2019	10,005	145.0	A69
2020	10,950	150.0	A73
2021	0	0.0	Z
2022	3,750	150.0	A25
2023	14,250	150.0	A95
2024	0	0.0	Z
<b>Approved</b>		<b>APH:</b>	<b>557 ÷ 8 = 70</b>

**Example 3:** A carryover insured who has previously provided actual yields for crop years 2014, 2015, 2016, 2017, 2018, 2019, 2020, 2021, 2022, and 2023. The base period for the 2023 crop year is the most recent 10 APH crop years. In 2025, the insured reports zero acres were planted in crop year 2024. The 2024 APH database is duplicated for the 2025 APH database. The carryover insured has 10 actual yields in the 2025 database.

**2024 APH Database**

YEAR	PRODUCTION	ACRES	YIELD
2014	11,250	150.0	A75
2015	11,100	150.0	A74
2016	12,040	140.0	A86
2017	8,450	130.0	A65
2018	12,150	150.0	A81
2019	10,005	145.0	A69
2020	10,950	150.0	A73
2021	12,040	146.0	A82
2022	3,750	150.0	A25
2023	14,250	150.0	A95
<b>Approved</b>		<b>APH:</b>	<b>725 ÷ 10 = 73</b>

**2025 APH Database**

YEAR	PRODUCTION	ACRES	YIELD
2014	11,250	150.0	A75
2015	11,100	150.0	A74
2017	8,450	130.0	A65
2018	12,150	150.0	A81
2019	10,005	145.0	A69
2020	10,950	150.0	A73
2021	12,040	146.0	A82
2022	3,750	150.0	A25
2023	14,250	150.0	A95
2024	14,250	150.0	A95
<b>Approved</b>		<b>APH:</b>	<b>725 ÷ 10 = 73</b>

**Exhibit 15U Dividing Previously Established APH Databases for P/Ts with the Same T-Yield**

This example applies only to those crop P/Ts where the T-Yields are the same for both P/Ts and a single APH database was established for both P/Ts (it does not apply when RMA divides a crop P/T).

Insured has previously produced both oil and confectionary sunflowers on the same unit. The T-Yields for both sunflower types were the same, thus both types could use the same APH database. Separate APH databases are required for each type, regardless of whether the T-Yields are the same.

However, an exception to the rule that an APH database for a P/T may not be duplicated to establish an APH database for another P/T is authorized to allow the single APH database for both types to be duplicated to establish an APH database for each type. Production must be reported and maintained separately for each type in subsequent years.

**2024 APH Database**

<b>2024</b>	<b>Sunflowers (0078)</b>	<b>UNIT 0001-0001OU</b>	<b>NI (003)</b>
YEAR	PRODUCTION	ACRES	YIELD
2018	127,342	113.8	A1,119
2019	122,235	145.0	A843
2020	88,388	88.3	A1,001
2021	97,028	101.6	A955
2022	92,403	85.4	A1,082
2023	112,500	100.0	A1,125
<b>T-YIELD:</b>	<b>950</b>	<b>APPROVED APH:</b>	<b>1,021</b>

**Resulting APH Databases**

2025 Sunflowers (0078) NI (003) Oil (048) Unit 0001-0001OU				2025 Sunflowers (0078) NI (003) Confection (049) Unit 0001-0001OU			
YEAR	PRODUCTION	ACRES	YIELD	YEAR	PRODUCTION	ACRES	YIELD
2018	127,342	113.8	DA1,119	2018	127,342	113.8	DA1,119
2019	122,235	145.0	DA843	2019	122,235	145.0	DA843
2020	88,388	88.3	DA1,001	2020	88,388	88.3	DA1,001
2021	97,028	101.6	DA955	2021	97,028	101.6	DA955
2022	92,403	85.4	DA1,082	2022	92,403	85.4	DA1,082
2023	112,500	100.0	DA1,125	2023	112,500	100.0	DA1,125
2024	74,481	61.0	A1,211	2024	53,708	45.4	A1,183
	T-YIELD: 950		APH: 1,049		T-YIELD: 950		APH: 1,044



## Exhibit 15V Yield Indicators

Yield indicators are codes that are used to identify the approved yield. APH databases must be identified with the applicable yield indicator see Appendix III.

- (1) Yield indicators, if applicable, must be shown; otherwise show 000. See the following table for a list of yield indicators and the conditions when they are applicable.

Yield Indicators	When Applicable
<b>A</b>	For Category B crops, added land using SA T-Yields.
<b>AL</b>	For Sugarcane and Tobacco (0236, Type 061 in CT and MA), added land using SA T-Yields.
<b>B</b>	For Category B crops, added land, using Variable T-Yields due to not being eligible for use of SA T-Yield.
<b>BL</b>	For Sugarcane and Tobacco (0236, Type 061 in CT and MA), added land using variable T-Yields due to not being eligible for use of SA T-Yield.
<b>C</b>	<ul style="list-style-type: none"> <li>For Category B crops, added land using Variable T-Yields due to SA T-Yield lower than variable T-Yield; or</li> <li>Determined Irrigated Yield for added Irrigated Practice.</li> </ul>
<b>CL</b>	For Sugarcane and Tobacco (0236, Type 061 in CT and MA), added land using variable T-Yields due to SA T-Yield being lower than variable T-Yield.
<b>CR</b>	For Category B Crops, used to identify APH databases containing acreage emerging from CRP.
<b>F</b>	If authorized by the RO to identify APH Databases containing RO Determined Yield for Category B, C, and D crops.
<b>L</b>	For Sugar Cane Lag Year Planted.
<b>M</b>	Master Yield.
<b>S</b>	Skip-row planting pattern for all skip-row crops, except Cotton and Corn.
<b>V*</b>	If the variability index cannot be calculated or if the variability index is zero for pistachios. ***
<b>VH*</b>	If the variability index is less than 100 then the most recent year was an “off” year for Pistachios.
<b>VL*</b>	If the variability index is greater than or equal to 100 then the most recent year was an “on” year for pistachios.
<b>W</b>	<p>For Category C APH crops, when multiple blocks are reported as a unit or as one block that has mixed age and/or density with production reported together.</p> <p>When commingled production does not include immature acreage, yield indicators may be eligible for YA or cup, see Para. <a href="#">1857</a>.</p> <p><b>Note:</b> When only one T-Yield is shown on the AD, T-Yield indicator “W” is not reported.</p>

\* If the two preceding years of the most recent year in the APH database are zero (years 8 and 9) and the most recent year in the APH database has a value greater than zero (year 10), then the yield indicator will be “VL” and the Max VI will be used to determine applicable variability adjustment factor.

**Exhibit 15V Yield Indicators (Continued)**

- (2) Special case indicators are provided for specified situations that trigger: 1) RO Determined Yield Requests, 2) adjustments by the AIP by formulas and/or 3) procedures provided in RO UG or the CIH. YA or cup will apply only when authorized by the RO. See Exhibit [22](#) for specific information regarding Special case yield indicators for RO DYs and RO UGs.

<b>Special Case Yield Indicators</b>	<b>When Applicable</b>
<b>H</b>	Higher yield than the average is approved for the block or unit. No YA, YE, or QL.
<b>R</b>	Productivity is reduced. No YA, YE, or QL.
<b>N</b>	Non-conventional farming practice is carried out. No YA, YE, or QL.
<b>NS</b>	When a non-conventional farming practice is carried out and is determined to be a sustainable practice. YA, YE, and QL may be applicable if authorized by the RO Determined Yield.
<b>I</b>	Irrigation water supply is not adequate. No YA, YE, or QL.
<b>AF</b>	High variability (Alternate Bearing) of actual yields with adjustment made by the AIP according to the CIH formula. No YA, YE, or QL.
<b>D</b>	Database met high variability (Alternate Bearing or Downward Trending) test as defined by the CIH formula, but RO UG waived adjustment. YA, YE, and QL may be applicable if authorized by the RO UG.
<b>DF</b>	High variability (Downward Trending) of actual yields with adjustment made by the AIP according to the CIH formula. No YA, YE, or QL.
<b>F</b>	Database met high variability (Alternate Bearing or Downward Trending) test defined by the CIH formula, however, the RO UG modified the high variability testing and subsequent database modification OR the RO provided a RO Determined Yield. YA, YE, and QL may be applicable if authorized by the RO.
<b>PS</b>	For Pecan Revenue. Productivity is reduced. No YA, YE, or QL.
<b>P</b>	Change in practice or production methods that result in an increase in approved yield or revenue. Applicable to Category C crops or Pecan Revenue. No YA, YE, or QL.
<b>PM</b>	Change in practice or production methods that result in a decrease in approved yield or revenue. Applicable to Category C crops or Pecan Revenue. No YA, YE, or QL.
<b>UC</b>	Crop is underage as specified in the policy or special provision statement(s). No YA, YE, or QL.
<b>PB</b>	Unusual cases submitted to the RO that meet the procedure listed in Para. <a href="#">1881E</a> . YA, YE, or QL may be applicable if authorized by the RO.
<b>M</b>	Databases that do not meet the required production minimums specified in the policy or special provision statement(s). No YA, YE, or QL.

**Exhibit 15W Yield Descriptors**

Refer to Appendix III for the appropriate yield type descriptors and reporting instructions. **Key:**

<b>1</b>	Eligible for yield substitution.
<b>2</b>	Counts as a year of records for determining percent of T-Yield or Yield Floor, if applicable.
<b>N/A</b>	Not eligible for yield substitution or counted as a year of records for percent of T-Yield or Yield Floor determinations.
<b>*</b>	If insured elects yield adjustments, use applicable yield descriptor (AY, GY, VY, NA, NV, NG, RY, NR) to indicate if yield should not be substituted.

**(1) Actual Yield Descriptor**

<b>Yield Descriptor</b>	<b>Applicable Condition(s) (1, 2, or N/A)</b>	<b>When Applicable</b>
<b>A</b>	1, 2	Actual yield (Example: A120).
<b>AP</b>	1, 2	A yield that is a combination of an actual yield and assigned yield when APH databases are combined.
<b>AY</b>	2	Actual yields less than 60 percent of the T-Yield that do not qualify for yield substitutions (Example: AY20).
<b>BF</b>	1, 2	Actual yield transferred from another person under BFR procedures (Example: BF100).
<b>FA</b>	1, 2	Actual yield from undamaged acres when part of the acreage in the APH database is damaged due to UUF or a third party (Example: FA110).
<b>NA</b>	2	Conventional and sustainable practice actual yields less than 60% of the T-Yield that qualify for yield adjustment and the insured did not elect the adjustment for a specific crop year(s) (Example: NA30).
<b>VF</b>	1, 2	Actual yield transferred from another person under VFR procedures (Example: VF100).

**(2) Prorated Yield Descriptor**

<b>Yield Descriptor</b>	<b>Applicable Condition(s) (1, 2, or N/A)</b>	<b>When Applicable</b>
<b>PA*</b>	1, 2	Actual yield developed from prorated (or apportioned) actual production (Example: PA75).
<b>PR*</b>	1, 2	Actual or Summarized Actual Yield taken from the previous year's Master Yield Summary that was replicated to a new county's database that was developed from prorated actual production (Example: PR75).
<b>DA*</b>	1, 2	Actual yield developed from duplicated actual production, see Para. <a href="#">1505</a> and Exhibit 15 (Example: DA75).

**Exhibit 15W Yield Descriptors (Continued)****(3) Assigned Yield Descriptor**

<b>Yield Descriptor</b>	<b>Applicable Condition(s) (1, 2, or N/A)</b>	<b>When Applicable</b>
<b>B</b>	N/A	Pecan, assigned value using the lowest available dollar span shown on the <b>AD</b> (Example: B299).
<b>P</b>	2	Assigned yield (Example: P75).

**(4) Special Yield Descriptor**

<b>Yield Descriptor</b>	<b>Applicable Condition(s) (1, 2, or N/A)</b>	<b>When Applicable</b>
<b>C</b>	N/A	<p>A special yield entered in the database (Example: C105):</p> <ul style="list-style-type: none"> <li>• If the crop was grown prior to enrollment in CRP and acceptable production records are not provided.</li> <li>• New databases for new crop/P/T/TMAs using SA T-Yields or using variable T-Yields for forage production.</li> <li>• For Determined Irrigated Yields.</li> </ul>
<b>F</b>	<p>N/A (For all other crops)</p> <p>2 (peanuts and tobacco)</p>	<p>RMA RO Determined Yields.</p> <ul style="list-style-type: none"> <li>• Used when less than four years of actual and/or assigned yields are available for a database and the T-Yield is specifically assigned and designated by the RMA RO, or high-risk T-Yields (also applicable to unrated land when high-risk T-Yields are assigned by WA) are used in the approved yield calculation.</li> <li>• For Texas Citrus Fruit, RMA RO appraised yields (when entered into the databases and used to calculate the approved yield) will be considered RMA RO Determined Yields.</li> <li>• For peanuts and tobacco, classification yields used to establish approved yields (Example: F100).</li> </ul>
<b>FD</b>	2	Used for acreage damaged by UUF or a third party, see Para. <a href="#">1330G</a> (Example: FD0).
<b>OG</b>	N/A	Organic determined yield, see Para. <a href="#">1504</a> (Example: OG75). Only available for 2014 and prior crop years.
<b>OF</b>	2	For organic Cat C perennials. AIP determined yield for acreage in transition to organic or for certified organic databases that do not have 4 years of certified organic yields (Example: OF35).
<b>Q</b>	2	Used for short-rated acreage, see Para. <a href="#">1324F</a> (Example: Q).

**Exhibit 15W Yield Descriptors (Continued)****(4) Special Yield Descriptor (Continued)**

<b>Yield Descriptor</b>	<b>Applicable Condition(s) (1, 2, or N/A)</b>	<b>When Applicable</b>
<b>U</b>	N/A	Uninsured acreage shown to prevent a break in continuity of records.
<b>UG</b>	2	Unharvested acres insured under ARPI.
<b>UR</b>	N/A	Production report not provided under ARPI.
<b>Z</b>	N/A	Zero planted acreage.

**(5) Weighted Average Yield Descriptor**

<b>Yield Descriptor</b>	<b>Applicable Condition(s) (1, 2, or N/A)</b>	<b>When Applicable</b>
<b>NW</b>	2	A weighted average yield assigned when PP payments are limited to 35% of the PP coverage and the unit/P/T/V contains both PP acreage and planted acreage of the first insured crop and it is less than 60% of the T-Yield that qualifies for yield adjustment and the insured did not elect the adjustment for a specific crop year(s) (Example: NW60).
<b>PW</b>	1, 2	A weighted average yield assigned when PP payments are limited to 35% of the PP coverage and the unit/P/T/V contains both PP acreage and planted acreage of the first insured crop (Example: PW95).
<b>WY</b>	2	A weighted average yield assigned when PP payments are limited to 35% of the PP coverage and the unit/P/T/V contains both PP acreage and planted acreage of the first insured crop and is less than 60% of the T-Yield but does not qualify for yield substitutions (Example: WY90).

**(6) Reduced/Replaced Yield Descriptor**

<b>Yield Descriptor</b>	<b>Applicable Condition(s) (1, 2, or N/A)</b>	<b>When Applicable</b>
<b>AC</b>	2	For Category C APH crops, used to identify commingled production where separate acres are available to separate production using different T-Yields by P/T/V/TMA/Other Characteristics.
<b>AX</b>	1, 2	Used to identify excessive yields that were replaced by the simple average of all actual and assigned yields for the same crop year for the same P/T/V/TMA/Other Characteristics (Example: AX100).
<b>EX</b>	2	For Category C crops, used to identify 80% T-Yields used instead of actual yields. This descriptor takes precedence over any other applicable yield descriptor (Example: One actual/assigned yield = EX80).

**Exhibit 15W Yield Descriptors (Continued)****(6) Reduced/Replaced Yield Descriptor (Continued)**

<b>Yield Descriptor</b>	<b>Applicable Condition(s) (1, 2, or N/A)</b>	<b>When Applicable</b>
<b>IX</b>	2	For Category C crops, used to identify 100% T-Yield. This descriptor is used instead of actual yields and takes precedence over any other applicable yield descriptor (Example: Three actual/assigned yields = IX100).
<b>NX</b>	2	For Category C crops, used to identify 90% T-Yield used instead of actual yields. This descriptor takes precedence over any other applicable yield descriptor (Example: Two actual/assigned yields = NX90).
<b>SX</b>	N/A	For Category C crops, used to identify 65% T-Yields used instead of actual yields for crops without production minimums. This descriptor takes precedence over any other applicable yield descriptor (Example: No actual/assigned yields = SX65).
<b>TX</b>	2	Used to identify excessive yields that were replaced by the applicable county T-Yield, or lowest available dollar span for pecan revenue, if insured has no other applicable actual/assigned yields for the same crop year for the same P/T/V/TMA/Other Characteristics (Example: TX100).

**(7) Summed Yield Descriptor**

<b>Yield Descriptor</b>	<b>Applicable Condition(s) (1, 2, or N/A)</b>	<b>When Applicable</b>
<b>NR</b>	2	Actual or Summarized Actual Yield taken from the previous year's Master Yield Summary that was replicated to a new county's database less than 60% of the T-Yield that qualify for yield adjustment and the insured did not elect the adjustment for a specific crop year(s) (Example: NR100).
<b>R</b>	1, 2	Actual or Summarized Actual Yield taken from the previous year's Master Yield Summary that was replicated to a new county's database.
<b>RY</b>	2	Actual or Summarized Actual Yield taken from the previous year's Master Yield Summary that was replicated to a new county's database to identify yields less than 60% of the T-Yield that do not qualify for yield substitutions (Example: RY100).

**Exhibit 15W Yield Descriptors (Continued)**
**(8) T-Yield Descriptor**

<b>Yield Descriptor</b>	<b>Applicable Condition(s) (1, 2, or N/A)</b>	<b>When Applicable</b>
<b>E</b>	N/A	80% T-Yield (Example: One actual/assigned yield = E80).
<b>EK</b>	N/A	For Category C crops, used to identify if adjusted for percent stand prior to adjustment for 80% T-Yield (Example: EK80).
<b>G</b>	N/A	For certified organic, a T-Yield based on an actual yield from transitional acreage (Example: G110). G yield descriptors should only appear in 2016 prior crop years within a current year's APH database.
<b>I</b>	N/A	Initial yield for new producer of the crop in the county (Example: I100).
<b>IL</b>	N/A	100% T-Yield or SA T-Yield, used to identify initial databases for added land for new producers, see <a href="#">Part 17 Section 7</a> for additional instructions (Example: IL100).
<b>L</b>	N/A	SA T-Yield for added land (Example: L103).
<b>N</b>	N/A	90% T-Yield (Example: Two actual/assigned yields = N90).
<b>NK</b>	N/A	For Category C crops, used to identify if adjusted for percent stand prior to adjustment for 90% T-Yield (Example: NK90).
<b>S</b>	N/A	65% T-Yield (Example: No actual/assigned yields = S65).
<b>SK</b>	N/A	For Category C crops, used to identify if adjusted for percent stand, on crops without minimum production, prior to adjustment for 65% T-Yield (Example: SK65).
<b>T</b>	N/A	100% T-Yield (Example: Three actual/assigned yields = T100).
<b>TK</b>	N/A	For Category C crops, used to identify if adjusted for percent stand prior to adjustment for 100% T-Yield (Example: TK100).
<b>X</b>	N/A	80% T-Yield, remaining for feed or forage APH databases qualified in a previous crop year (Example: No actual assigned yields = X80).

**(9) PP Assigned Yield Descriptor**

<b>Yield Descriptor</b>	<b>Applicable Condition(s) (1, 2, or N/A)</b>	<b>When Applicable</b>
<b>PP</b>	N/A	A yield assigned when PP payments are limited to 35 percent of the PP coverage and the unit P/T contains only PP acreage of the first insured crop (Example = PP50).

**Exhibit 15W Yield Descriptors (Continued)****(10) Temporary Yield Descriptor**

<b>Yield Descriptor</b>	<b>Applicable Condition(s) (1, 2, or N/A)</b>	<b>When Applicable</b>
<b>J</b>	2	Temporary Yield (Example: J105).
<b>JJ</b>	2	Temporary Yield for year 2 of a delayed claim (Example: JJ100).

**Exhibit 15X APH Yield Floors, Cups, and Substitutions- Carryover Insured with Actual Yields**

**Example 1:** The following Corn example assumes a 100-bu. T-Yield through the 2025 crop year for a carryover insured with two years of low actual yields.

- (1) For 2024, the insured reported an actual yield of 53 bushels per acre for the 2023 crop year due to hail damage. Yield substitution under the APH Yield Adjustment was not elected. The approved yield was calculated by using the actual yield (53 bu.) and three 80 percent T-Yields

$$A53 + E80 + E80 + E80 = 293 \div 4 = 73$$

- (2) For 2025, the insured reported an actual yield of zero bushels per acre for the previous (2024) crop year. (The corn was flooded out.) Yield substitution under the APH Yield Adjustment is elected. Yield determinations are as follows:

- (a) To calculate the average APH yield, the zero actual yield is added to the previous production data and two 90 percent T-Yields (90 bu.) are used to complete the 4-year APH database.

$$A0 + A53 + N90 + N90 = 233 \div 4 = 58$$

- (b) Sixty percent of the T-Yield is substituted for the two low actual yields and two 90 percent T-Yields are used to calculate the adjusted yield.

$$YA60 + YA60 + N90 + N90 = 300 \div 4 = 75$$

- (c) The YC was elected and the cup is calculated by multiplying the previous year's approved yield  $\times 0.90$ . Normal rounding rules apply. See GSH Exh. 9 for Rounding Rules.

$$73 \times 0.90 = 66$$

- (d) The insured has provided two years of records and is eligible for the 75 percent yield floor.

$$100 \text{ bu. T-Yield} \times 0.75 = 75 \text{ bu.}$$



- (e) Approved yield.
  - (i) For additional coverage policies, the cupped yield (66 bu.) and the yield floor (75), and the APH Yield Adjustment (75) are compared, the initial year yield substitutions is elected and the YC is elected. The insured may elect to use the yield calculated using yield substitutions under the APH Yield adjustment, the cupped yield or the yield floor (75).
  - (ii) For CAT policies, the average APH yield (58) and the APH Yield Adjustment (75), if elected, are compared. The approved yield is the average APH yield (58 bu.) unless yield substitutions under the APH Yield Adjustment are elected.

**Example 2:** The following Cotton example (solid-planted or irrigated skip-row cotton) assumes a 400-lb. T-Yield through the 2025 crop year, for a carryover insured with five years of actual records which reflect three low actual yields.

- (1) For crop year 2024, the insured reported actual yields of 600 lbs. (2020 crop year), 245 lbs. (2021 crop year), 0 lbs. (2022 crop year), and 300 lbs. (2023 crop year) per acre.

The average APH yield is 286.

$$A600 + A245 + A0 + A300 = 1145 \div 4 = \mathbf{286}$$

Yield substitutions under the APH Yield Adjustment election resulted in an approved yield of 346.

$$A600 + A245 + 240/A0 + 300 = 1385 \div 4 = \mathbf{346}$$

- (2) For crop year 2025, the insured reported an actual yield of 50 lbs. per acre for the previous crop year (2024). (The cotton was damaged by drought.)
  - (a) Crop year 2025 average APH yield. The 50-lbs. actual yield was added to the previous data and used to complete the APH database. The average APH yield is 239.

$$A600 + A245 + A0 + A300 + A50 = 1195 \div 5 = \mathbf{239}.$$

- (b) The YC option was elected and the cup is calculated by multiplying the previous year's approved yield  $\times 0.90$ . Normal rounding rules apply. See GSH Exh. 9 for Rounding Rules.

$$346 \times 0.90 = \mathbf{311 \text{ lbs.}}$$

- (c) Yield Floor. The insured has provided five years of records and is eligible for the 80 percent yield floor, if insured has an additional coverage level policy.

$$400\text{-lb. T-Yield} \times 0.80 = \mathbf{320 \text{ lbs.}}$$

**Exhibit 15X    APH Yield Floors, Cups, and Substitutions- Carryover Insured with Actual Yields (Continued)**

---

- (d)    APH Yield Adjustment (YA). Sixty percent of the T-Yield is substituted (if elected) for the two low actual yields.

$$A600 + A245 + 240/A0 + A300 + 240/A50 = 1625 \div 5 = \mathbf{325}$$

- (e)    Approved yield.

- (i)    For additional coverage level policies, the yield floor (320 lbs.) and the APH average yield (239) are compared. The insured may elect to use the yield calculated using yield substitutions under the YA (325), cups under the YC (311) or cancel the yield substitution, and use the yield floor (320).

- (ii)   For CAT policies, the average APH yield (239) and the yield calculated using APH Yield Adjustments (325) are compared. The insured may elect to use the yield calculated using yield substitutions (325).

- (3)    For Non-Irrigated Cotton planted to a qualifying skip-row pattern, the approved yield is calculated on a solid-planted basis; however, the applicable yield conversion factor is applied when determining the approved yields for qualifying skip-row patterns.

**Exhibit 15Y    APH Yield Floors, Cups, and Substitutions- No Production Records Initially**

---

**Example 3:**    A new insured that has produced the insured crop did not provide any production records. The insured is eligible for 65% of T-Yield.

RMA T-Yield is 100.

2020	S65
2021	S65
2022	S65
2023	<u>S65</u>
$260 \div 4 = \mathbf{65}$	

2024 Approved yield is **65**.

Cups, if elected, do not apply until the insured provides an actual record or the assigned yield provision is applied.

- (1)    The Carryover Insured Provided 2024 Production History

The insured reports the actual yield for the most recent crop year. It is used to calculate the approved yield.

2021	E80
2022	E80
2023	E80
2024	<u>A95</u>
$335 \div 4 = \mathbf{84}$	

**Exhibit 15Y    APH Yield Floors, Cups, and Substitutions- No Production Records Initially (Continued)**

---

The average yield is 84; the 2025 crop year Approved yield is **84**.

- (2)    The Carryover Insured Provided Production Records for the 2023 and 2024 Crop Year

Cups, if elected, do not apply because the insured provided more than the most recent crop year production records.

2021	N90
2022	N90
2023	A40
2024	<u>A95</u>
	315 ÷ 4 = <b>79</b>

The 2025 crop year Approved yield is **79**.

**Exhibit 15Z    APH Yield Floor, Cups, and Substitutions - Assigned Yield**

---

Continuation of Example 3.

If the carryover insured did not provide any production records for the 2024 crop year, assigned yield provisions apply.

2021	E80
2022	E80
2023	E80
2024	<u>P49 (65 × 75%)</u>
	289/4 = <b>72</b>

The 2025 crop year Approved yield is **72**.

**Exhibit 15AA    Carryover Insured Provided a Production Report Applicable for the 2023 Crop Year**

---

The prior year's approved yield was 97 and was not a yield floor or calculated using yield substitutions.

2020	A105
2021	A80
2022	A98
2023	A103
2024	<u>A0</u>
	386 ÷ 5 = <b>77</b>

The average yield is 77; however, the 2025 crop year Yield is CUPPED AT **87** (97 × 90%), if YC is elected.

## Exhibit 15BB Yield Adjustment Examples

In this example, the 2014 and prior years' RMA T-Yield was 97 bushels, the 2021 RMA T-Yield is 105 bushels, the 2023 and 2024 RMA T-Yields are 110. The prior year's APH yield was 117 bushels which was calculated using YA/yield substitutions. For 2024, the insured has elected YA and YC. Insured has applied substitutions for crop years 2015, 2021, and 2024. Insured is eligible for APH Adjustment for crop year 2023; however, the insured chose not to substitute crop year 2023.

### APH Calculation without YA/Substitutions

Crop: Corn	Practice: NI	Type: Grain	Unit: 00010001 OU
YEAR	PRODUCTION	ACRES	YIELD
2014	0	90.0	A0
2016	16,000	100.0	A160
2017	10,850	70.0	A155
2018	7,700	55.0	A140
2019	11,375	65.0	A175
2020	13,178	125.5	A105
2021	0	100.0	A0
2022	6,300	100.0	A63
2023	3,510	90.0	A39
2024	0	100.0	A0
APH			837

\* 60 percent of the 2014 T-Yield

\*\* 60 percent of the 2021 T-Yield

\*\*\* 2023 yield substitution not elected.

\*\*\*\* 60 percent of the 2024 T-Yield

METHOD	AVG. YIELD	YIELD FLOOR	CUP	YA APH
Yield	$837 \div 10 = 84$	$110 \times 0.8 = 88$	$117 \times 0.9 = 105$	N/A

### APH Calculation With YA/Substitutions

Crop: Corn	Practice: NI	Type: Grain	Unit: 0001-0001OU
YEAR	PRODUCTION	ACRES	YIELD
2014	0	90.0	A0/58*
2016	16,000	100.0	A160
2017	10,850	70.0	A155
2018	7,700	55.0	A140
2019	11,375	65.0	A175
2020	13,178	125.5	A105
2021	0	100.0	A0/58**
2022	6,300	100.0	A63
2023	3,510	90.0	NA39***
2024	0	100.0	A0/66****
APH			1,019

METHOD	AVG. YIELD	YIELD FLOOR	CUP	YA APH
Yield	84	88	105	$1,019 \div 10 = 102$

In the example above, the average yield prior to yield adjustment is 84 bushels. After YA/substitutions, the approved yield would be 105 bushels unless the insured chose to opt-out of the cup, in which case the approved yield would be 102 bushels. If the insured chose not to apply YA/substitutions and to opt-out of the cup for this APH database, the approved yield would be 88 using the yield floor.

# Exhibit 15CC Yield Exclusion Examples

## (1) Example of YE Concept

Yield Exclusion Selection Criteria				
Year: 2022		Commodity: Cotton (0021)		State: <del>Xxxx</del> (XX)
Data: Example		Plan: Revenue Protection (02)		County: <del>Xxxx</del> (XXX)
Types / Practices	T/P 01	T/P 02	T/P 03	T/P 04
Type Practice	No Type Specified 997 Non-IRR 003	No Type Specified 997 Non-IRR Skip Row 063	No Type Specified 997 IRR 002	No Type Specified 997 Organic(Certified) Non-IRR 713
Yield Exclusions				
	LBS	LBS	LBS	LBS
Eligible Yield Exclusion Years	2021 (P) 2020 (P) 2015 (C)	2021 (P) 2020 (P) 2015 (C)	2020 (P) 2019 (P)	2021 (P) 2020 (P) 2015 (C)

(P) indicates yield exclusion based on primary county.

(C) indicates yield exclusion based on contiguous county.

Year	Eligible for Exclusion	T-Yield	60% of applicable T-Yield	APH	APH w/ YA	APH w/ YA and TA	APH w/ All eligible yields excluded	APH w/All eligible yields excluded and YA	APH w/ All eligible yields excluded, YA and TA
2013	No	126	76	628	628	684	628	628	684
2014	No	140	84	746	746	797	746	746	797
2015	Yes - by contiguous	164	98	231	231	276			
2016	No	197	118	563	563	602	563	563	602
2017	No	197	118	430	430	464	430	430	464
2018	No	197	118	111	118	146	111	118	146
2019	No	197	118	531	531	554	531	531	554
2020	Yes - by county	197	118	0	118	135			
2021	Yes - by county	197	118	35	118	129			
2022	No	219	131	95	131	137	95	131	137
		Approved APH Yield:		337	361	392	443	450	483

Exhibit 15CC Yield Exclusion Examples (Continued)

(2) Impact to Approved yield when All Eligible Crop Years are Excluded, Including Those Above the T-Yield

Year	Eligible for Exclusion	T-Yield	60% of applicable T-Yield	APH	APH w/ YA	APH w/ YA and TA	APH w/ All eligible yields excluded except for 2012	APH w/All eligible yields excluded except for 2012 and YA	APH w/ All eligible yields excluded except for 2012, YA and TA
2015	Yes - by contiguous	140	84	746	746	797	746	746	797
2016	No	197	118	563	563	602	563	563	602
2017	No	197	118	430	430	464	430	430	464
2018	No	197	118	111	118	146	111	118	146
2019	No	197	118	531	531	554	531	531	554
2020	Yes - by county	197	118	0	118	135			
2021	Yes - by county	197	118	35	118	129			
2022	No	219	131	95	131	137	95	131	137
Approved Yield:				313	344	371	413	420	450

Year	Eligible for Exclusion	T-Yield	60% of applicable T-Yield	APH	APH w/ YA	APH w/ YA and TA	APH w/ All eligible yields excluded	APH w/All eligible yields excluded and YA	APH w/ All eligible yields excluded, YA and TA
2015	Yes – by contiguous	140	84	746	746	797			
2016	No	197	118	563	563	602	563	563	602
2017	No	197	118	430	430	464	430	430	464
2018	No	197	118	111	118	146	111	118	146
2019	No	197	118	531	531	554	531	531	554
2020	Yes – by county	197	118	0	118	135			
2021	Yes – by county	197	118	35	118	129			
2022	No	219	131	95	131	137	95	131	137
Approved Yield:				313	344	371	346	355	381

# Exhibit 15CC Yield Exclusion Examples (Continued)

## (3) Using the T-Yield to Complete an APH When Less Than 4 Years Are Left After Exclusion

Selection Criteria				
Year: 2023	Commodity: Cotton (0021)		State: <del>Xxxx</del> (XX)	
Data: Example	Plan: Revenue Protection (02)		County: <del>Xxxx</del> (XXX)	
Types / Practices	T/P 01	T/P 02	T/P 03	T/P 04
Type Practice	No Type Specified 997 Non-IRR 003	No Type Specified 997 Non-IRR Skip Row 063	No Type Specified 997 IRR 002	No Type Specified 997 Organic(Certified) Non-IRR 713
Yield Exclusions				
	LBS	LBS	LBS	LBS
Eligible Yield Exclusion Years	2021 (P) 2020 (P)	2021 (P) 2020 (P)	2020 (P) 2019 (P)	2021 (P) 2020 (P)

(P) indicates yield exclusion based on primary county.

(C) indicates yield exclusion based on contiguous county.

Year	Eligible for Exclusion	T-Yield	60% of applicable T-Yield	APH	APH w/ YA	APH w/ YA and TA	APH w/ All eligible yields excluded	APH w/All eligible yields excluded and YA	APH w/ All eligible yields excluded, YA and TA*
2016	No	197	118	563	563	602	563	563	592
2018	No	197	118	111	118	139	111	118	139
2020	Yes - by county	197	118	0	118	130	T 219	T 219	T 219
2022	No	219	131	95	131	135	95	131	135
Approved Yield:				192	233	252	247	258	271

\*County Trend = 5.5

3 actuals in the last 12 = 0.75 of Trend

5.5 x 0.75 = 4.125

**Exhibit 15CC Yield Exclusion Examples (Continued)**

(4) Example - YE Only

Insured has produced soybeans in a single BU APH database since 2017. The county T-Yield is 30 bushels. For the 2022 crop year, the insured elects YE. The year circled in the example **AD** below is the eligible year for YE. The 2020 crop year is excludable and the insured chooses to exclude the actual yield in 2020.

Yield Exclusion Selection Criteria				
Year: 2023	Commodity: Soybeans (0081)		State: <del>XXXX</del> (XX)	
Data: Example	Plan: Revenue Protection (02)		County: <del>XXXX</del> (XXX)	
Types / Practices	T/P 01	T/P 02	T/P 03	T/P 04
Type Practice	No Type Specified 997 NFAC (Non-IRR) 053	No Type Specified 997 FAC (Non-IRR) 043	No Type Specified 997 NFAC (IRR) 094	No Type Specified 997 I FAC (IRR) 095
Yield Exclusions				
	BU	BU	BU	BU
Eligible Yield Exclusion Years	<b>2021 (P)</b>	2021 (P)	2021 (P)	2021 (P)

APH Database before YE					Unit 0001-0000 BU  Excludable year(s): 2021  Excluded year(s): 2021  Approved Yield Calculation: (61 + 42 + 47 + 55) / 4 = 51  Adjusted Yield Calculation: (61 + 12 + 42 + 47 + 55) / 5 = 43	APH database After YE					
2023	Soybeans (0081)	NFAC NI (053)	NTS (997)			2023	Soybeans (0081)	NFAC NI (053)	NTS (997)		
Unit # 0001-0000 BU			Yld Desc	Yield		Unit # 0001-0000 BU			Yld Desc	Yield	YE Opt Out
Year	Prod	Acres				Year	Prod	Acres			
2018	2750	50	A	55		2018	2750	50	A	55	
2019	4700	100	A	47		2019	4700	100	A	47	
2020	2100	50	A	42		2020	2100	50	A	42	
2021	1200	100	A	12		2021	1200	100	A	12	
2022	3050	50	A	61		2022	3050	50	A	61	
T-Yield = 30		Approved APH		43		T-Yield = 30		Approved APH		51	
		Average Yield		43	Adjusted Yield = 43		Average Yield		43		
		Rate Yield		43			Rate Yield		43		



# Exhibit 15CC Yield Exclusion Examples (Continued)

## (5) Example - Yield Exclusion Elected, Eligible Crop Years Not Excluded and Less Than 4 Years Remain after Exclusions.

Insured has a single BU APH database for soybeans. The county T-Yield is 30 bushels. The years circled in the example **AD** below are the eligible years for YE. For the 2023 crop year, the insured elects YE and chooses to exclude the 2020 crop year actual yield and to not exclude 2021 crop year actual yield. In this example, the APH database will only have three actual yields after the 2020 actual yield is excluded. The approved yield is calculated with the applicable T-Yield (100 percent of the county T-Yield in this case) to complete the APH database because less than four actual yields are available after yield exclusion.

Yield Exclusion Selection Criteria				
Year: 2023	Commodity: Soybeans (0081)		State: <del>Xxxx</del> (XX)	
Data: Example	Plan: Revenue Protection (02)		County: <del>Xxxx</del> (XXX)	
Types / Practices	T/P 01	T/P 02	T/P 03	T/P 04
Type Practice	No Type Specified 997 NFAC (Non-IRR) 053	No Type Specified 997 FAC (Non-IRR) 043	No Type Specified 997 NFAC (IRR) 094	No Type Specified 997 I FAC (IRR) 095
Yield Exclusions				
	BU	BU	BU	BU
Eligible Yield Exclusion Years	2021 (P) 2020 (P)	2021 (P) 2020 (P)	2020 (P)	2020 (P)

APH database before YE					Unit 0001-0000 BU  Excludable year(s): 2021, 2020  Excluded year(s): 2020  Approved Yield Calculation: (33 + 30T + 36 + 44) / 4 = 36  Adjusted Yield Calculation: (33 + 7 + 36 + 44) / 4 = 30	APH database After YE					
2023	Soybeans (0081)	NFAC NI (053)	NTS (997)			2023	Soybeans (0081)	NFAC NI (053)	NTS (997)		
Unit # 0001-0000 BU			Yld	Yield		Unit # 0001-0000 BU			Yld	Yield	YE Opt
Year	Prod	Acres	Desc			Year	Prod	Acres	Desc		
2019	2640	80	A	33	2019	2640	80	A	33		
2020	280	40	A	7	2020	280	40	A	7		
2021	2880	80	A	36	2021	2880	80	A	36	Y	
2022	1760	40	A	44	2022	1760	40	A	44		
T-Yield = 30		Approved APH		30	T-Yield = 30		Approved APH		36		
		Average Yield		30	Adjusted Yield = 30		Average Yield		30		
		Rate Yield		30			Rate Yield		30		

## Exhibit 15CC Yield Exclusion Examples (Continued)

### (6) Example - YE and YA Elected

The insured has elected YE for cotton in 2023 and has two OUs for non-irrigated cotton. In the example **AD** below, the insured can exclude crop years 2021, 2019, and 2016. For OU 0001-0001, the insured has elected to exclude crop year 2016; not exclude crop years 2021 and 2019; and to use yield substitutions for crop years 2014 and 2019. For OU 0001-0002, the insured elected to not exclude any crop years, although 2021 was an eligible crop year, and did not plant any cotton in crop years 2019 and 2016.

Yield Exclusion Selection Criteria				
Year: 2023 Data: Example		Commodity: Cotton (0021) Plan: Revenue Protection (02)		State: <del>Xxxx</del> (XX) County: <del>Xxxx</del> (XXX)
Types / Practices	T/P 01	T/P 02	T/P 03	T/P 04
Type Practice	No Type Specified 997 Non-IRR 003	No Type Specified 997 Non-IRR Skip Row 063	No Type Specified 997 IRR 002	No Type Specified 997 Organic(Certified) Non-IRR 713
Yield Exclusions				
	LBS	LBS	LBS	LBS
Eligible Yield Exclusion Years	2021 (P) 2019 (P) 2016 (P)	2021 (P) 2019 (P) 2016 (P)	2019 (P) 2016 (P)	2021 (P) 2019 (P) 2016 (P)

## Exhibit 15CC Yield Exclusion Examples (Continued)

### (6) Example - YE and YA Elected (Continued)

Unit 0001-0001 APH Database Before YE and YA

2023	Cotton (0021)	NI (003)	NTS (997)	Yld Flag 9
Year	Prod.	Acres	Yield Desc.	Yield
2013	15,500	50.0	A	310
2014	39,600	200.0	A	198
2015	86,600	100.0	A	866
2016	6,250	50.0	A	125
2017	152,800	200.0	A	764
2018	84,900	100.0	A	849
2019	6,700	50.0	A	134
2020	40,400	200.0	NA	202
2021	41,500	100.0	A	415
2022	38,040	40.0	A	951
T-Yld.:	350	<b>Approved</b>	<b>APH:</b>	499
		<b>Average</b>	<b>Yield:</b>	481
		<b>Rate</b>	<b>Yield:</b>	481

Unit 0001-0001 APH Database After YE and YA

2023	Cotton (0021)	NI (003)	NTS (997)	Yld Flag 9	
Year	Prod.	Acres	Yield Desc.	Yield	YE Opt Out
2013	15,500	50.0	A	310	
2014	39,600	200.0	A	198	
2015	86,600	100.0	A	866	
2016	6,250	50.0	A	125	
2017	152,800	200.0	A	764	
2018	84,900	100.0	A	849	
2019	6,700	50.0	A	134	Y
2020	40,400	200.0	NA	202	
2021	41,500	100.0	A	415	Y
2022	38,040	40.0	A	951	
T-Yld.:	350	<b>Approved</b>	<b>APH:</b>	531	
Adj. Yld.:	499	<b>Average</b>	<b>Yield:</b>	481	
		<b>Rate</b>	<b>Yield:</b>	481	

#### (a) Unit 0001-0001 OU

Excludable crop year(s): 2016, 2019, 2021

Excluded crop year(s): 2016

Substituted crop year(s): 2014, 2019

Average Yield:  $(951 + 415 + 202 + 134 + 849 + 764 + 125 + 866 + 198 + 310) \div 10 = 481$

Adjusted Yield:  $(951 + 415 + 202 + 210 + 849 + 764 + 210 + 866 + 210 + 310) \div 10 = 499$

Approved yield:  $(951 + 415 + 202 + 210 + 849 + 764 + 866 + 210 + 310) \div 9 = 531$

## Exhibit 15CC Yield Exclusion Examples (Continued)

### (6) Example - YE and YA Elected (Continued)

Unit 0001-0002 APH Database Before YE					Unit 0001-0002 APH Database After YE					
2023	Cotton (0021)	NI (003)	NTS (997)	Yld Flag 9	2023	Cotton (0021)	NI (003)	NTS (997)	Yld Flag 9	
Year	Prod.	Acres	Yield Desc.	Yield	Year	Prod.	Acres	Yield Desc.	Yield	YE Opt Out
2013	11,320	40.0	A	283	2013	11,320	40.0	A	283	
2014	0	0.0	Z	0	2014	0	0.0	Z	0	
2015	80,880	120.0	A	674	2015	80,880	120.0	A	674	
2016	0	0.0	Z	0	2016	0	0.0	Z	0	
2017	64,560	80.0	A	807	2017	64,560	80.0	A	807	
2018	0	0.0	Z	0	2018	0	0.0	Z	0	
2019	0	0.0	Z	0	2019	0	0.0	Z	0	Y
2020	28,080	120.0	A	234	2020	28,080	120.0	A	234	
2021	40,080	80.0	A	501	2021	40,080	80.0	A	501	Y
2022	35,480	40.0	A	887	2022	35,480	40.0	A	887	
T-Yld.:	350	Approved APH:		564	T-Yld.:	350	Approved APH:		564	
		Average Yield:		564	Adj. Yld.:	N/A	Average Yield:		564	
		Rate Yield:		564			Rate Yield:		564	

#### (b) Unit 0001-0002 OU

Excludable years: 2016, 2019, 2021

Excluded years: None

Average Yield:  $(887 + 501 + 234 + 807 + 674 + 283) \div 6 = 564$

Approved Yield:  $(887 + 501 + 234 + 807 + 674 + 283) \div 6 = 564$

Adjusted Yield: Not Applicable because YE does not apply to APH database

## Exhibit 15DD Cups Example

Cotton 2025 T-Yield 278

Prior year's approved yield: 501

T-Yields: 2022-2024 = 307

2016-2021 = 256

2015 = 213

Eligible Yield Exclusion Years: 2023, 2022, 2020, 2018, 2015, 2013 (identified with \*)

YEAR	PRODUCTION	ACRES	YIELD DESCRIPTOR	YIELD	YA	YE OPT-OUT
2015	187,846	566.4	A	332		* Y
2016	228,861	318.0	A	720		
2017	48,341	324.5	A	149	154	
2018	43,441	324.5	A	134	154	*
2019	177,521	318.5	A	557		
2020	0	332.8	A	0	154	*
2021	0	332.8	A	0	154	
2022	1,655	332.8	A	5	184	*
2023	0	0.0	A	0		*
2024	92,447	328.4	A	282		
<b>Rate Yield:</b>	<b>242</b>		<b>Average Yield:</b>	242		
<b>Adjusted Yield:</b>	<b>299</b>		<b>Approved yield:</b>			

\* - means year is eligible to be excluded if YE is elected

(1) Approved yield with YA:  $(332 + 720 + 154 + 154 + 557 + 154 + 154 + 184 + 282) \div 9 = 299$

(2) Approved yield with YA and YE:  $(332 + 720 + 154 + 557 + 154 + 282) \div 6 = 367$

(3) Approved yield with YA, YE, and YC:  $501 \times 0.9 = 451$

**Note:** The approved yield is equal to the cupped yield because insured elected YC, did not opt- out of the cup applying to this APH database, and the cupped yield is higher than approved APH calculated using YA and/or YE.

In this example, the YC option code must be identified on the P15 yield record transmitted to RMA and the yield limitation flag (YLF) must be set to 09 (because YA was elected). If the insured did not elect YA, the yield limitation flag must be set to 16 with the YC option code identified on the P15 yield record.

## Exhibit 15EE Yield Reductions- Excessive Actual Yield (Without Verifiable Records)

**Example 1:** The following example is for a carryover insured who reported an excessive yield for 2024 on the 2025 production report. The AIP requested production evidence for all OU within the BU. The insured indicated that unit 0002-0001OU produced ten, 400 bu. truckloads of corn (4,000 bu./10.0 acres = 400 bu./acre); however, OU 0002-0002 (same BU) produced only 80 bushels per acre and loss records were available for that unit.

The insured did not provide any verifiable records to support the excessive actual yield certified (the two units adjoined, had similar planting dates, soils and growing conditions). Therefore, the assigned yield procedure is applicable ( $168 \times .75 = 126$ ) for the 2024 crop year, resulting in an approved yield of 159. The insured does not qualify for OUs, separate APH databases are maintained, and other BU and OU with actual yields where claim records are not available require the use of assigned yields.

### Original APH Database

CROP: 0041 (CORN)	LEGAL: S1/2SEC. 12-XX-XX	T-YIELD: 90 BU.
PRACTICE: 003 (NI)		
TYPE: 029 (GRAIN)	FSA FN: XX01	
UNIT NO: 0002-0001OU		

### Reduced APH Database

CROP: 0041 (CORN)	LEGAL: S1/2SEC. 12-XX-XX	T-YIELD: 90 BU.
PRACTICE: 003 (NI)		
TYPE: 029 (GRAIN)	FSA FN: XX01	
UNIT NO: 0002-0001 BU		

YEAR	PRODUCTION	ACRES	YIELD
2019			
2020	380	2.0	A190
2021	4,000	40.0	A100
2022	600	2.0	A300
2023	16,000	200.0	A80
2024	4,000	10.0	A400
			TOTAL: 1,070

YEAR	PRODUCTION	ACRES	YIELD
2019			
2020	380	2.0	A190
2021	4,000	40.0	A100
2022	600	2.0	A300
2023	16,000	200.0	A80
2024		10.0	P126
			TOTAL: 796

PRELIMINARY YIELD: 214 PRIOR YIELD: 168	APPROVED YIELD:	PRELIMINARY YIELD: 214 PRIOR YIELD: 168	APPROVED YIELD: <b>159 (REDUCED)</b>
--	-----------------	--	---

## Exhibit 15FF Inconsistent Approved Yield and Insured Acreage Limitation

**Example 2:** Using the information from Example 1, Example 2 illustrates whether the reduced approved yield (159) requires any further reduction after insured acreage is reported. The insured reported 100.0 planted and 100.0 prevented planted acres of non-irrigated corn (grain) for acreage using the approved yield calculated from the database.

The average number of acres (including the 2024 crop year) with actual/assigned yields reported is 50.8 ( $2.0 + 40.0 + 2.0 + 200.0 + 10.0 = 254 \div 5$ ). The insured acreage (200.0) does not exceed 400 percent of the average acreage; however, three individual crop years (2020, 2022, and 2024) each contain less than 10 percent of the current year's insured acreage.

The insured has 10 non-irrigated units of corn (grain) in their farming operation that contains actual/assigned yields. The simple average of the approved yields for these units is 125.5, rounded to 126 bu. per acre. The reduced approved yield (159) exceeds 115 percent of the simple average ( $126 \times 1.15 = 145$  bu.) and one of the insured acreage limitations was exceeded; therefore, the reduced approved yield must be reduced further. The simple average of the other nine approved yields (excluding the approved yield that must be reduced) is 122 bu. per acre.

### ORIGINAL APH DATABASE

CROP: 041 (CORN) PRACTICE: 003 (NI) TYPE: 029 (GRAIN) UNIT NO: 0002-0001 (.1)	LEGAL: S1/2SEC. 12-XX-XX FSA FN: XX01	T-YIELD: 90 BU.
--	---	--------------------

CROP YEAR	TOTAL PRODUCTION	ACRES	YIELD
2020	380	2.0	A190
2021	4,000	40.0	A100
2022	600	2.0	A300
2023	16,000	200.0	A80
2024	4,000	10.0	P126
			TOTAL: 796

PRELIMINARY YIELD: 214 PRIOR YIELD: 168	2025 APPROVED YIELD: 159 (REDUCED) 122 (REDUCED AGAIN)
--	--

### Example 3:

(1) Three existing APH databases insured as three separate OUs as follows:

APH Database	Approved Yield	Average Acres in APH Database	2025 Acres
0001-0001	30	20.0	50.0
0001-0002	50	5.0	0.0
0001-0003	40	25.0	60.0

#### Exhibit 15FF Inconsistent Approved Yield and Insured Acreage Limitation (Continued)

---

The county T-Yield is 22 bushels. For 2025, the insured adds 25 acres of cropland as a separate OU and plants all 25 acres to the same insured crop.

- (2) **Step 1:** Determine the simple average of the approved yields for all three existing APH databases.

**Result:** 40 bushels ( $30 + 50 + 40 = 120 \div 3 = 40$ ).

- (3) **Step 2:** Multiply the average by 1.15

**Result:** 46 bushels ( $40 \text{ bushels} \times 1.15 = 46$ ).

- (4) **Step 3:** Compare each approved yield to the result in Step 2 to determine if an inconsistent yield exists.

**Result:** The approved yield for APH database 0001-0002 (50 bushels) exceeds 46 bushels and is considered an inconsistent approved yield but will only be reduced if one or both of the insured acreage limitations are exceeded. Since there are no acres planted or prevented from being planted for this database for 2025, the acreage limitations are not exceeded and there is no reduction in the approved yield for APH database 0001-0002.

- (5) The 25 acres of added land are being added as a separate OU; therefore, those acres are not included in the acreage limitation computations for any of the existing APH databases. The added land APH database is established using the SA T-Yield of 40 bushels.

The SA T-Yield is not an inconsistent yield since it is the average of the existing APH databases' approved yields and does not exceed 115 percent of the average of all of the approved yields.

#### Exhibit 15GG (Reserved)

---



## Exhibit 15HH UUF or a Third Party

- (1) When part of the acreage within an APH database is affected by UUF or third-party damage, production and planted/insured acres for those acres are not included in the APH database. The production and acreage from the remaining acreage is included in the APH database. For example, 150 acres were planted in 2024, but 50 acres were damaged by spray drift from a neighbor's field and the requirements in Para. 1330G were met. Since the requirements for third-party damage were met, only the production from the 100 acres undamaged by the spray drift are included in the 2025 and subsequent year's APH database.

**2024 APH DATABASE**

YEAR	PRODUCTION	ACRES	YIELD
2014	11,250	150.0	A75
2015	11,100	150.0	A74
2016	12,040	140.0	A86
2017	8,450	130.0	A65
2018	12,150	150.0	A81
2019	10,005	145.0	A69
2020	10,950	150.0	A73
2021	12,040	146.0	A64
2022	3,750	150.0	A25
2023	14,250	150.0	A95

**APPROVED APH 707 ÷ 10 = 71**

**2025 APH DATABASE**

YEAR	PRODUCTION	ACRES	YIELD
2015	11,100	150.0	A74
2016	12,040	140.0	A86
2017	8,450	130.0	A65
2018	12,150	150.0	A81
2019	10,005	145.0	A69
2020	10,950	150.0	A73
2021	12,040	146.0	A64
2022	3,750	150.0	A25
2023	14,250	150.0	A95
2024	8,000	100.0	FA80

**APPROVED APH 712 ÷ 10 = 71**

- (2) When all of the acreage within an APH database is affected by UUF or third-party damage, the acres, production and yield are all reported as null, with a FD yield descriptor. For example, in 2024 sparks from a train started a fire that destroyed all of the acreage within an APH database. This was an UUF that is not covered by crop insurance and met the requirements in Para. 1330G. Therefore, 2024 is included in the APH database with a 0 for production and yield and the number of acres that were planted/insured and subsequently damaged. When the approved yield is calculated for the 2025 APH database, the 2024 crop year is not included in the calculation of the average, rate or approved yield.

**2024 APH DATABASE**

YEAR	PRODUCTION	ACRES	YIELD
2015	11,100	150.0	A74
2016	12,040	140.0	A86
2017	8,450	130.0	A65
2018	12,150	150.0	A81
2019	10,005	145.0	A69
2020	10,950	150.0	A73
2021	12,040	146.0	A64
2022	3,750	150.0	A25
2023	14,250	150.0	A95

**APPROVED APH 632 ÷ 9 = 70**

**2025 APH DATABASE**

YEAR	PRODUCTION	ACRES	YIELD
2015	11,100	150.0	A74
2016	12,040	140.0	A86
2017	8,450	130.0	A65
2018	12,150	150.0	A81
2019	10,005	145.0	A69
2020	10,950	150.0	A73
2021	12,040	146.0	A64
2022	3,750	150.0	A25
2023	14,250	150.0	A95
2024	0	100.0	FD0

**APPROVED APH 632 ÷ 9 = 70**

## Exhibit 15HH UUF or a Third Party (Continued)

(3) Example of third-party damage with insured cause of loss on same acreage. Insured has a 70-bushel approved yield on a 100-acre NI wheat APH database. Chemical overspray by the county roadside crew spraying weeds in the drainage ditches damaged 30 acres. Drought conditions, an insured cause of loss, have reduced the production on all 100 acres. For the purposes of illustration, assume that the insured has requested the acres damaged by a third party not be included in their APH database and the requirements in Para. 1330G are met. UIC loss appraisal determined 900 bu. for the 30 acres, or 30 bu./acre, due to the UIC (third-party damage). The insured is able to harvest 10 bu./acre from the 30 acres damaged by a third party for a total of 300 bushels. The remaining 70 acres yielded 2,800 bushels, or 40 bu./acre, which suffered an insured cause of loss. Total production to count for the unit is 4,000 bushels.

(a) 2024 Acreage report is modified to change the acreage type for the third-party damaged acres (requirement waived for losses in 2024):

(i) 70 acres - Insured-Planted acreage.

(ii) 30 acres - UUF/third-party damaged acreage.

(b) 2024 Production Worksheet/Claim (used as production report in 2025)

(i) 30 acres - stage code \*; 900 bu. uninsurable cause of loss appraisal, 300 bu. harvested production to count on the 30 acres; 70 acres - stage code H 2,800 bu.

(ii) Total production to count for the unit is 4,000 bushels.

\* There are 3 stage codes: one for UUF/third-party damage-no production on same acreage; one for UUF/third-party damage - appraised production on same acreage; one for UUF/third-party damage - harvested production on same acreage.

(c) 2025 APH database is updated with 2024 actual yield:

2024 2,800 bu. production 70 acres 40 FA.

2025		UNIT 0001-0001	
CROP YEAR	PRODUCTION	ACRES	YIELD
2018			
2019	7,500	100.0	A75
2020	0	0.0	Z
2021	0	100.0	P56
2022	8,100	100.0	A81
2023	6,600	100.0	A66
2024	2,800	70.0	FA40
		TOTAL	318
		APH	64

## Exhibit 15HH UUF or a Third Party (Continued)

(4) Another example of third-party damage with insured cause of loss on same acreage. Insured has 100-bushel approved yield on a 100-acre corn for grain APH database (unit/P/T). A freak severe thunderstorm startled the neighbor's cattle who tore out the fence and damaged all 100 acres before the neighbor was able to remove them. Drought conditions, an insured cause of loss, have reduced the production on all 100 acres. For the purposes of illustration, assume that the insured has requested the acres damaged by a third party not be included in their APH database and the requirements in Para. [1330G](#) are met. UIC loss appraisal determined third-party damage at 20 bu./acre. Field A appraised at 20 bu./acre for 50 acres and was released. The remaining 50 acres were taken to harvest and yielded 1,500 bu., or 30 bu./acre. Total production to count for the unit is 4,500 bu.

(a) **2024** Acreage report is modified to change the acreage type for the third-party damaged acres (requirement waived for losses in **2024**):

100 acres - 1UUF/third-party damaged acreage

(b) **2024** Production Worksheet/Claim (used as production report in **2025**):

(i) 50 acres - stage code \*; 1,000 bu. appraised potential; 1,000 bu. uninsurable cause of loss appraisal.

(ii) 50 acres - stage code \*; 1,000 bu. uninsurable cause of loss appraisal; 1,500 bu. production to count.

\* There will be 3 new stage codes: one for UUF/third-party damage-no production on same acreage; one for UUF/third-party damage - appraised production on same acreage; one for UUF/third-party damage - harvested production on same acreage.

(c) **2025** APH database is updated with **2023** actual yield:

**2024** 0 production 0 acres 0 FD.

<b>2025</b>		<b>UNIT 0001-0001</b>	
CROP YEAR	PRODUCTION	ACRES	YIELD
<b>2018</b>			
<b>2019</b>	7,500	100.0	A57
<b>2020</b>	0	0.0	Z
<b>2021</b>	15,000	100.0	P150
<b>2022</b>	8,100	100.0	A81
<b>2023</b>	13,000	100.0	A110
<b>2024</b>	0	0.0	FD0
AVERAGE YIELD:	100	TOTAL:	318
RATE YIELD:	100	APPROVED YIELD:	64

## Exhibit 15II Assigned Yield Examples

**Example 1:** The insured has two OUs for soybeans and uses load records to certify their production. The insured's grain truck holds 500 bushels and on OU 0001-0001 the insured had three and half loads, and on OU 0001-0002 the insured had eight loads. The insured stored their production, separately, on the farm and subsequently delivered it to the elevator. After the insured delivered their production to the elevator, which they delivered separately by unit, they did not maintain their load records. The insured gets selected for an APH Review. The insured is only able to provide their final disposition records and can no longer provide the load records they used to certify their production to the AIP. The AIP or USDA representative completes the APH Review using their final disposition records and they are within the five percent tolerance. Assigned yields will not apply, however, see Para. [1685](#) for information on when to correct the insured's APH databases.

### Insured's APH Databases before APH Review Corrections

2025 Soybeans (0081) NTS (997) NI (003) Unit 0001-0001OU				2025 Soybeans (0081) NTS (997) NI (003) Unit 0001-0002OU			
YEAR	PRODUCTION	ACRES	YIELD	YEAR	PRODUCTION	ACRES	YIELD
2020	2,750	50.0	A55				
2021	4,320	90.0	A48	2021			T42
2022	1,110	30.0	A37	2022	4,800	120.0	A40
2023	3,060	60.0	A51	2023	2,120	40.0	A53
2024	1,750	40.0	A44	2024	4,000	80.0	A50
	T-Yield: 42	Average Yield:	47		T-Yield: 42	Average Yield:	46
		Rate Yield:	47			Rate Yield:	46
		Approved Yield:	47			Approved Yield:	46

### Insured's APH Databases after APH Review Corrections

2025 Soybeans (0081) NTS (997) NI (003) Unit 0001-0001OU				2025 Soybeans (0081) NTS (997) NI (003) Unit 0001-0002OU			
YEAR	PRODUCTION	ACRES	YIELD	YEAR	PRODUCTION	ACRES	YIELD
2020	2,750	50.0	A55				
2021	4,320	90.0	A48	2021			T42
2022	1,110	30.0	A37	2022	4,800	120.0	A40
2023	3,060	60.0	A51	2023	2,120	40.0	A53
2024	1,760	40.0	A44	2024	3,920	80.0	A49
	T-Yield: 42	Average Yield:	47		T-Yield: 42	Average Yield:	46
		Rate Yield:	47			Rate Yield:	46
		Approved Yield:	47			Approved Yield:	46

## Exhibit 15II Assigned Yield Examples (Continued)

**Example 2:** The insured has two OUs for soybeans and uses load records to certify their production. The insured's grain truck holds 500 bushels and on OU 0001-0001 the insured had three and half loads, and on OU 0001-0002 the insured had eight loads. The insured stored their production on the farm and subsequently delivered it to the elevator. The insured gets selected for an APH Review. The insured provides their load log records that they used to certify their production and also provides final disposition records to the AIP. The AIP representative starts the APH Review using the final disposition records and they are not within the five percent tolerance. The AIP representative then completes the review with the load records that the producer used to certify and they matched exactly. Assigned yields will not apply, however, see Para. [1685](#) for information on when to correct the insured's APH databases.

### Insured's APH Databases before and after APH Review using Farm Management Records

2025 Soybeans (0081) NTS (997) NI (003) Unit 0001-0001OU				2025 Soybeans (0081) NTS (997) NI (003) Unit 0001-0002OU			
YEAR	PRODUCTION	ACRES	YIELD	YEAR	PRODUCTION	ACRES	YIELD
2020	2,750	50.0	A55				
2021	4,320	90.0	A48	2021			T42
2022	1,110	30.0	A37	2022	4,800	120.0	A40
2023	3,060	60.0	A51	2023	2,120	40.0	A53
2024	1,750	40.0	A44	2024	4,000	80.0	A50
	T-Yield: 42	Average Yield:	47		T-Yield: 42	Average Yield:	46
		Rate Yield:	47			Rate Yield:	46
		Approved Yield:	47			Approved Yield:	46

### Insured's APH Databases after corrections using Final Disposition

2025 Soybeans (0081) NTS (997) NI (003) Unit 0001-0001OU				2025 Soybeans (0081) NTS (997) NI (003) Unit 0001-0002OU			
YEAR	PRODUCTION	ACRES	YIELD	YEAR	PRODUCTION	ACRES	YIELD
2020	2,750	50.0	A55				
2021	4,320	90.0	A48	2021			T42
2022	1,110	30.0	A37	2022	4,800	120.0	A40
2023	3,060	60.0	A51	2023	2,120	40.0	A53
2024	1,651	40.0	A41	2024	3,774	80.0	A47
	T-Yield: 42	Average Yield:	46		T-Yield: 42	Average Yield:	46
		Rate Yield:	46			Rate Yield:	46
		Approved Yield:	46			Approved Yield:	46

## Exhibit 15II Assigned Yield Examples (Continued)

**Example 3:** Insured has EU for corn, three underlying OU APH databases, and reports production on an EU basis. The insured has two 50,000-bushel bins, both bins were full, and some production was hauled to the local elevator. The insured uses both bin measurements and load summaries from the elevator to certify their production on the production report. The AIP prorates production to the three OU APH databases since the insured is reporting on an EU basis. The insured gets selected for an APH Review and provides the bin measurements and load summaries from the elevator. The production evidence is acceptable and matches exactly what the insured reported on their production report. When the APH Review is conducted the production in the bin had since been sold and the insured also provided settlement sheets for all production to the AIP. The insured provided acceptable production evidence, but more accurate records are now available. The AIP will update the APH databases with the more accurate production history, see Para. [1685](#) for more information on when to correct the insured's APH databases.

### Insured's APH Databases before APH Review Corrections

**2025** Corn (0041) NTS (997)  
NI (003) Unit 0001-0001EU

YEAR	PROD.	ACRES	YIELD
2020	21,280	160.0	A133
2021	25,920	160.0	A162
2022	23,360	160.0	A146
2023	27,360	160.0	PA171
2024	26,720	160.0	PA167
T-Yld:	Avg.	Yield:	156
150	Rate	Yield:	156
	APH	Yield:	156

**2025** Corn (0041) NTS (997)  
NI (003) Unit 0001-0002EU

YEAR	PROD.	ACRES	YIELD
2021	48,640	320.0	A152
2022	33,840	240.0	A141
2023	54,720	320.0	PA171
2024	40,080	240.0	PA167
T-Yld:	Avg.	Yield:	158
150	Rate	Yield:	158
	APH	Yield:	158

**2025** Corn (0041) NTS (997)  
NI (003) Unit 0001-0003EU

YEAR	PROD.	ACRES	YIELD
2019	14,640	80.0	A183
2020	24,200	200.0	A121
2021	18,840	120.0	A157
2022	30,200	200.0	A151
2023	20,520	120.0	PA171
2024	53,440	320.0	PA167
T-Yld:	Avg.	Yield:	158
150	Rate	Yield:	158
	APH	Yield:	158

**2025** Corn (0041) NTS (997)  
NI (003) Unit 0001-0001EU

YEAR	PROD.	ACRES	YIELD
2020	21,280	160.0	A133
2021	25,920	160.0	A162
2022	23,360	160.0	A146
2023	27,360	160.0	PA171
2024	26,560	160.0	PA166
T-Yld:	Avg.	Yield:	156
150	Rate	Yield:	156
	APH	Yield:	156

**2025** Corn (0041) NTS (997)  
NI (003) Unit 0001-0002EU

YEAR	PROD.	ACRES	YIELD
2021	48,640	320.0	A152
2022	33,840	240.0	A141
2023	54,720	320.0	PA171
2024	39,840	240.0	PA166
T-Yld:	Avg.	Yield:	158
150	Rate	Yield:	158
	APH	Yield:	158

**2025** Corn (0041) NTS (997)  
NI (003) Unit 0001-0003EU

YEAR	PROD.	ACRES	YIELD
2019	14,640	80.0	A183
2020	24,200	200.0	A121
2021	18,840	120.0	A157
2022	30,200	200.0	A151
2023	20,520	120.0	PA171
2024	53,120	320.0	PA166
T-Yld:	Avg.	Yield:	158
150	Rate	Yield:	158
	APH	Yield:	158

## Exhibit 15II Assigned Yield Examples (Continued)

**Example 4:** The insured has EU for wheat and reports production on an OU basis to three underlying APH databases. The insured uses hopper loads to certify production on their production report. The insured gets selected for an APH Review and provides the AIP with both hopper load amounts and settlement sheets from the elevator since the production has now been sold. The AIP determines that the hopper loads are within tolerance for what the insured reported and assigned yields do not apply. The insured provided acceptable production evidence, but more accurate records are now available. The AIP will update the APH databases with the more accurate production history, see Para. [1685](#) for more information on when to correct the insured's APH databases.

### Insured's APH Databases before APH Review Corrections

2025 Wheat (0011) NTS (997) NI (003) Unit 0001-0001EU				2025 Wheat (0011) NTS (997) NI (003) Unit 0001-0002EU				2025 Wheat (0011) NTS (997) NI (003) Unit 0001-0003EU			
YEAR	PROD.	ACRES	YIELD	YEAR	PROD.	ACRES	YIELD	YEAR	PROD.	ACRES	YIELD
2017	4,200	120.0	A35					2016	3,200	50.0	A64
2018	1,600	80.0	A20					2018	1,800	100.0	A18
2021	2,440	40.0	A61	2016	2,480	40.0	A62	2019	3,360	80.0	A42
2022	2,800	60.0	A47	2018	2,200	100.0	A22	2022	8,400	160.0	A53
2023	6,600	120.0	A55	2021	3,420	60.0	A57	2023	7,200	120.0	A60
2024	4,000	80.0	A50	2023	8,600	160.0	A54	2024	2,600	50.0	A52
T-Yld:	Avg.	Yield:	45	T-Yld:	Avg.	Yield:	49	T-Yld:	Avg.	Yield:	48
45	Rate	Yield:	45	45	Rate	Yield:	49	45	Rate	Yield:	48
	APH	Yield:	45		APH	Yield:	49		APH	Yield:	48

2022: 2,800 ÷ 200 = 14 hoppers	2023: 8,600 ÷ 200 = 43 hoppers	2022: 8,400 ÷ 200 = 42 hoppers
2023: 6,600 ÷ 200 = 33 hoppers		2023: 7,200 ÷ 200 = 36 hoppers
2024: 4,000 ÷ 200 = 20 hoppers		2024: 2,600 ÷ 200 = 13 hoppers

### Insured's APH Databases after corrections using Final Disposition

2025 Wheat (0011) NTS (997) NI (003) Unit 0001-0001EU				2025 Wheat (0011) NTS (997) NI (003) Unit 0001-0002EU				2025 Wheat (0011) NTS (997) NI (003) Unit 0001-0003EU			
YEAR	PROD.	ACRES	YIELD	YEAR	PROD.	ACRES	YIELD	YEAR	PROD.	ACRES	YIELD
2017	4,200	120.0	A35					2016	3,200	50.0	A64
2018	1,600	80.0	A20					2018	1,800	100.0	A18
2021	2,440	40.0	A61	2016	2,480	40.0	A62	2019	3,360	80.0	A42
2022	3,140	60.0	A52	2018	2,200	100.0	A22	2022	9,420	160.0	A59
2023	7,183	120.0	A60	2021	3,420	60.0	A57	2023	7,836	120.0	A65
2024	4,525	80.0	A57	2023	9,360	160.0	A59	2024	2,942	50.0	A59
T-Yld:	Avg.	Yield:	48	T-Yld:	Avg.	Yield:	50	T-Yld:	Avg.	Yield:	51
45	Rate	Yield:	48	45	Rate	Yield:	50	45	Rate	Yield:	51
	APH	Yield:	48		APH	Yield:	50		APH	Yield:	51

**Example 5:** The insured has one BU for corn and one APH database. The insured uses settlement sheets to certify their production on the production report. The settlement sheets show Gross Bushels of 12,880 and Net Bushels of 11,500. The insured is selected for an APH Review and provides settlement sheets. The AIP notices that insured reported gross production of 12,880 bushels instead of net bushels of 11,500 bushels on the production report. As provided in Para. [1684B\(2\)](#), the insured can report net production as provided on the acceptable production evidence or have production adjusted according to approved loss procedures. Since the insured reported gross production from the acceptable record instead of net production and the difference exceeds the five percent tolerance assigned yields would apply. The insured may request to recertify in the subsequent crop year by the PRD, see Para [1686B\(2\)](#).

**Insured's APH Database before APH Review Corrections**

2025	Corn (0041)	NTS (997)	NI (003)	Unit 0001-0001BU	YE, YA
CROP YEAR	PRODUCTION		ACRES		YIELD
2016	9,360		60.0		A156
2018	11,050		130.0		A85
2019	5,280		160.0		A33
2020	4,080		80.0		A51
2022	14,700		100.0		A147
2023	18,600		120.		A155
2024	12,880		80.0		A161
			Average Yield		113
			Rate Yield		113
			Adjusted Yield		126
			Approved Yield		141
			PYAY		136

**Insured's APH Databases after APH Review Corrections and application of Assigned Yield**

2025	Corn (0041)	NTS (997)	NI (003)	Unit 0001-0001BU	YE, YA
CROP YEAR	PRODUCTION		ACRES		YIELD
2016	9,360		60.0		A156
2018	11,050		130.0		A85
2019	5,280		160.0		A33
2020	4,080		80.0		A51
2022	14,700		100.0		A147
2023	18,600		120.		A155
2024			80.0		P102
			Average Yield		104
			Rate Yield		104
			Adjusted Yield		124
			Approved Yield		129



## Exhibit 15II Assigned Yield Examples (Continued)

**Example 6:** The insured has three OUs for soybeans and uses load records to certify their production. The insured's grain truck holds 500 bushels and on OU 0001-0001 the insured certified eight loads (4,000 bushels), OU 0001-0002 the insured certified 17 loads (8,500 bushels), and OU 0001-0003 the insured certified nine loads (4,500 bushels). The insured stored their production on the farm and subsequently delivered it to the elevator. The insured gets selected for an APH Review. The insured provides their load log records that they used to certify their production and also provides final disposition records to the AIP. The AIP representative starts the APH Review using their final disposition records and they are not within the five percent tolerance. The AIP representative then completes the review with the load records that the producer used to certify, however the load logs did not support the certification. The production on the certification compared to the actual load logs had production overstated outside of the tolerance. Assigned yields would apply and the producer will lose their optional unit structure as well. See Para. [1685](#) and [1686](#) for more information on assigned yields and when to correct the insured's APH databases.

### Insured's APH Databases before APH Review

**2025** Soybeans (0081) NTS (997)  
NI (003) Unit 0001-0001OU

YEAR	PROD.	ACRES	YIELD
2017	6,500	120.0	A54
2018	2,500	80.0	A31
2021	2,300	40.0	A58
2022	4,080	60.0	A68
2023	6,600	120.0	A55
2024	4,000	80.0	A50
T-Yld:	Avg.	Yield:	53
53	Rate	Yield:	53
	APH	Yield:	53
		PYAY:	53

**2025** Soybeans (0081) NTS (997)  
NI (003) Unit 0001-0002OU

YEAR	PROD.	ACRES	YIELD
2016	2,200	40.0	A55
2018	6,500	100.0	A65
2021	3,150	60.0	A53
2024	8,500	160.0	A53
T-Yld:	Avg.	Yield:	57
53	Rate	Yield:	57
	APH	Yield:	57
		PYAY:	58

**2025** Soybeans (0081) NTS (997)  
NI (003) Unit 0001-0003OU

YEAR	PROD.	ACRES	YIELD
2016	3,000	50.0	A60
2018	3,500	100.0	A35
2019	4,500	80.0	A56
2022	9,500	160.0	A59
2023	2,500	50.0	A50
2024	4,500	100.0	A45
T-Yld:	Avg.	Yield:	51
53	Rate	Yield:	51
	APH	Yield:	51
		PYAY:	52

### Insured Certified

**2024:** 8 truckloads × 500 bushels  
= 4,000 bushels

**2024:** 17 truckloads × 500  
bushels = 8,500 bushels

**2024:** 9 truckloads × 500  
bushels = 4,500 bushels

**Final Disposition:** Elevator Settlement sheets showed net bushels of 15,455. Prorating this production to each database would show the following:

Unit 0001-0001OU

<b>2024</b>	3,636	80.0	45
-------------	-------	------	----

Difference from certification =  
11%

Unit 0001-0002OU

<b>2024</b>	7,728	160.0	48
-------------	-------	-------	----

Difference from certification =  
10%

Unit 0001-0003OU

<b>2024</b>	4,091	100.0	41
-------------	-------	-------	----

Difference from Certification =  
10%

## Exhibit 15II Assigned Yield Examples (Continued)

### Example 6 (Continued):

#### Farm Management Records upon Review

<b>2024:</b> 8 truckloads × 500 bushels = 4,000 bushels		<b>2024:</b> 15 truckloads × 500 bushels = 7,500 bushels		<b>2024:</b> 8 truckloads × 500 bushels = 4,000 bushels	
Yield Determined by Reviewer	50	Yield Determined by Reviewer	47	Yield Determined by Reviewer	40
Difference from Certification	0%	Difference from Certification	13%	Difference from Certification	13%

#### Insured's APH Databases after APH Review and application of Assigned Yields

**2025** Soybeans (0081) NTS (997)  
NI (003) Unit 0001-0001BU

YEAR	PROD.	ACRES	YIELD
<b>2017</b>	6,500	120.0	A54
<b>2018</b>	2,500	80.0	A31
<b>2021</b>	2,300	40.0	A58
<b>2022</b>	4,080	60.0	A68
<b>2023</b>	6,600	120.0	A55
<b>2024</b>		80.0	P40
T-Yld:	Avg.	Yield:	51
53	Rate	Yield:	51
	APH	Yield:	51

**2025** Soybeans (0081) NTS (997)  
NI (003) Unit 0001-0002BU

YEAR	PROD.	ACRES	YIELD
<b>2016</b>	2,200	40.0	A55
<b>2018</b>	6,500	100.0	A65
<b>2021</b>	3,150	60.0	A53
<b>2024</b>		160.0	P44
T-Yld:	Avg.	Yield:	54
53	Rate	Yield:	54
	APH	Yield:	54

**2025** Soybeans (0081) NTS (997)  
NI (003) Unit 0001-0003BU

YEAR	PROD.	ACRES	YIELD
<b>2016</b>	3,000	50.0	A60
<b>2018</b>	3,500	100.0	A35
<b>2019</b>	4,500	80.0	A56
<b>2022</b>	9,500	160.0	A59
<b>2023</b>	2,500	50.0	A50
<b>2024</b>		100.0	P39
T-Yld:	Avg.	Yield:	50
53	Rate	Yield:	50
	APH	Yield:	50

## Exhibit 15II Assigned Yield Examples (Continued)

**Example 7:** The insured has three BUs for soybeans and uses load records to certify their 2023 production. The insured's grain truck holds 500 bushels and on BU 0001-0000 the insured certified eight loads (4,000 bushels), BU 0002 0000 the insured certified 17 loads (8,500 bushels), and BU 0003-0000 the insured certified nine loads (4,500 bushels). The insured stored their production on the farm and subsequently delivered it to the elevator. The insured gets selected for an APH Review. The insured provides their load log records that they used to certify their production and also provides final disposition records to the AIP. The AIP representative starts the APH Review using their final disposition records and they are not within the five percent tolerance. The AIP representative then completes the review with the load records that the producer used to certify; however the load logs did not support the certification for BU 0002-0000 and BU 0003-0000. The production on the certification compared to the actual load logs had production overstated outside of the tolerance. Assigned yields would apply on units 0002-0000 BU and 0003-0000 BU. See Para. 1685 and 1686 for more information on assigned yields and when to correct the insured's APH databases.

### Insured's APH Databases before APH Review

2025 Soybeans (0081) NTS (997)  
NI (003) Unit 0001-0000BU

YEAR	PROD.	ACRES	YIELD
2017	6,500	120.0	A54
2018	2,500	80.0	A31
2021	2,300	40.0	A58
2022	4,080	60.0	A68
2023	6,600	120.0	A55
2024	4,000	80.0	A50
T-Yld:	Avg.	Yield:	53
53	Rate	Yield:	53
	APH	Yield:	53
		PYAY:	53

2025 Soybeans (0081) NTS (997)  
NI (003) Unit 0002-0000BU

YEAR	PROD.	ACRES	YIELD
2016	2,200	40.0	A55
2018	6,500	100.0	A65
2021	3,150	60.0	A53
2024	8,500	160.0	A53
T-Yld:	Avg.	Yield:	57
53	Rate	Yield:	57
	APH	Yield:	57
		PYAY:	58

2025 Soybeans (0081) NTS (997)  
NI (003) Unit 0003-0000BU

YEAR	PROD.	ACRES	YIELD
2016	3,000	50.0	A60
2018	3,500	100.0	A35
2019	4,500	80.0	A56
2022	9,500	160.0	A59
2023	2,500	50.0	A50
2024	4,500	100.0	A45
T-Yld:	Avg.	Yield:	51
53	Rate	Yield:	51
	APH	Yield:	51
		PYAY:	52

### Insured Certified

2024: 8 truckloads × 500 bushels  
= 4,000 bushels

2024: 17 truckloads × 500  
bushels = 8,500 bushels

2024: 9 truckloads × 500  
bushels = 4,500 bushels

**Final Disposition:** Elevator Settlement sheets showed net bushels of 14,444. Prorating this production by acres to each database would show the following. Since final disposition is not within tolerance, farm management records must be used to determine if the production report certified is supported for all databases. Once that determination has been made, any database not receiving an assigned yield will be updated to the final disposition numbers.

## Exhibit 15II Assigned Yield Examples (Continued)

### Example 7 (Continued):

Unit 0001-0000BU				Unit 0002-0000BU				Unit 0003-0000BU			
2024	3,399	80.0	42	2024	6,797	160.0	42	2024	42481	100.0	42
Difference from certification = 19%				Difference from certification = 26%				Difference from Certification = 7%			

### Farm Management Records upon Review

2024: 8 truckloads × 500 bushels = 4,000 bushels		2024: 15 truckloads × 500 bushels = 7,500 bushels		2024: 8 truckloads × 500 bushels = 4,000 bushels	
Yield Determined by Reviewer	50	Yield Determined by Reviewer	47	Yield Determined by Reviewer	40
Difference from Certification	0%	Difference from Certification	13%	Difference from Certification	13%

### Insured's APH Databases after APH Review and application of Assigned Yields

2025 Soybeans (0081) NTS (997) NI (003) Unit 0001-0000BU				2025 Soybeans (0081) NTS (997) NI (003) Unit 0002-0000BU				2025 Soybeans (0081) NTS (997) NI (003) Unit 0003-0000BU			
YEAR	PROD.	ACRES	YIELD	YEAR	PROD.	ACRES	YIELD	YEAR	PROD.	ACRES	YIELD
2017	6,500	120.0	A54					2016	3,000	50.0	A60
2018	2,500	80.0	A31					2018	3,500	100.0	A35
2021	2,300	40.0	A58	2016	2,200	40.0	A55	2019	4,500	80.0	A56
2022	4,080	60.0	A68	2018	6,500	100.0	A65	2022	9,500	160.0	A59
2023	6,600	120.0	A55	2021	3,150	60.0	A53	2023	2,500	50.0	A50
2024	4,000	80.0	A50	2024		160.0	P44	2024		100.0	P39
T-Yld:	Avg.	Yield:	53	T-Yld:	Avg.	Yield:	54	T-Yld:	Avg.	Yield:	50
53	Rate	Yield:	53	53	Rate	Yield:	54	53	Rate	Yield:	50
	APH	Yield:	53		APH	Yield:	54		APH	Yield:	50

## Exhibit 15II Assigned Yield Examples (Continued)

**Example 8:** The insured has EU for corn and reports their production on an OU basis to six underlying APH databases. The insured uses scale tickets from elevator for delivered production and livestock feeding records for production fed to feeder steers they raised to certify production on their production report. The insured gets selected for an APH Review. The insured provides their scale tickets and livestock feeding records they used to certify their production. The AIP representative starts the APH Review using their scale tickets and livestock feeding records; however, during the review the livestock feeding records are determined to not be acceptable. The livestock feeding records used for unit 0002-0001 did not meet the requirements outline in Para. [1434](#). Assigned yields would apply to units 0002-0001 and 0002-0002. See Para. [1685](#) and [1686](#) for more information on assigned yields and when to correct the insured's APH databases.

### Insured's APH Databases before APH Review Correction

**2025** Corn (0041) NTS (997)  
NI (003) Unit 0001-0001EU

YEAR	PROD.	ACRES	YIELD
2017	21,960	120.0	A183
2018	9,680	80.0	A121
2021	7,600	40.0	A190
2022	12,420	60.0	A207
2023	23,640	120.0	A197
2024	14,800	80.0	A185
T-Yld:	Avg.	Yield:	181
178	Rate	Yield:	181
	APH	Yield:	181
		PYAY:	180

**2025** Corn (0041) NTS (997)  
NI (003) Unit 0001-0002EU

YEAR	PROD.	ACRES	YIELD
2016	7,840	40.0	A196
2018	21,100	100.0	A211
2021	11,160	60.0	A186
2024	30,080	160.0	A188
T-Yld:	Avg.	Yield:	195
178	Rate	Yield:	195
	APH	Yield:	195
		PYAY:	193

**2025** Corn (0041) NTS (997)  
NI (003) Unit 0001-0003EU

YEAR	PROD.	ACRES	YIELD
2016	10,200	50.0	A204
2018	13,300	100.0	A133
2019	15,200	80.0	A190
2022	32,160	160.0	A201
2023	8,350	50.0	A167
2024	15,900	100.0	A159
T-Yld:	Avg.	Yield:	176
178	Rate	Yield:	176
	APH	Yield:	176
		PYAY:	179

**2025** Corn (0041) NTS (997)  
NI (003) Unit 0002-0001EU

YEAR	PROD.	ACRES	YIELD
2017	3,760	20.0	A188
2018	20,400	120.0	A170
2021	9,720	60.0	A162
2022	8,440	40.0	A211
2023	15,680	80.0	A196
2024	6,760	40.0	A169
T-Yld:	Avg.	Yield:	183
178	Rate	Yield:	183
	APH	Yield:	183
		PYAY:	185

**2025** Corn (0041) NTS (997)  
NI (003) Unit 0002-0002EU

YEAR	PROD.	ACRES	YIELD
2017	11,960	65.0	A184
2019	12,415	65.0	A191
2020	25,740	110.0	A234
2021	14,700	70.0	A210
2023	12,935	65.0	A199
2024	17,490	110.0	A159
T-Yld:	Avg.	Yield:	196
178	Rate	Yield:	196
	APH	Yield:	196
		PYAY:	204

**2025** Corn (0041) NTS (997)  
NI (003) Unit 0003-0001EU

YEAR	PROD.	ACRES	YIELD
2018	36,540	180.0	A203
2019	7,880	40.0	A197
2022	18,955	85.0	A223
2023	33,660	180.0	A187
2024	8,950	50.0	A179
T-Yld:	Avg.	Yield:	198
178	Rate	Yield:	198
	APH	Yield:	198
		PYAY:	203

Exhibit 15II Assigned Yield Examples (Continued)

Example 8 (Continued):

Insured's APH Databases after APH Review and application of Assigned Yields to Applicable Unit

2025 Corn (0041) NTS (997)  
NI (003) Unit 0001-0001EU

YEAR	PROD.	ACRES	YIELD
2017	21,960	120.0	A183
2018	9,680	80.0	A121
2021	7,600	40.0	A190
2022	12,420	60.0	A207
2023	23,640	120.0	A197
2024	14,800	80.0	A185
T-Yld:	Avg.	Yield:	181
178	Rate	Yield:	181
	APH	Yield:	181
		PYAY:	180

2025 Corn (0041) NTS (997)  
NI (003) Unit 0001-0002EU

YEAR	PROD.	ACRES	YIELD
2016	7,840	40.0	A196
2018	21,100	100.0	A211
2021	11,160	60.0	A186
2024	30,080	160.0	A188
T-Yld:	Avg.	Yield:	195
178	Rate	Yield:	195
	APH	Yield:	195
		PYAY:	193

2025 Corn (0041) NTS (997)  
NI (003) Unit 0001-0003EU

YEAR	PROD.	ACRES	YIELD
2016	10,200	50.0	A204
2018	13,300	100.0	A133
2019	15,200	80.0	A190
2022	32,160	160.0	A201
2023	8,350	50.0	A167
2024	15,900	100.0	A159
T-Yld:	Avg.	Yield:	176
178	Rate	Yield:	176
	APH	Yield:	176
		PYAY:	179

2025 Corn (0041) NTS (997)  
NI (003) Unit 0002-0001EU

YEAR	PROD.	ACRES	YIELD
2017	3,760	20.0	A188
2018	20,400	120.0	A170
2021	9,720	60.0	A162
2022	8,440	40.0	A211
2023	15,680	80.0	A196
2024	6,760	40.0	P139
T-Yld:	Avg.	Yield:	178
178	Rate	Yield:	178
	APH	Yield:	178

$$\text{PYAY } 185 \times 0.75 = \text{P139}$$

2025 Corn (0041) NTS (997)  
NI (003) Unit 0002-0002EU

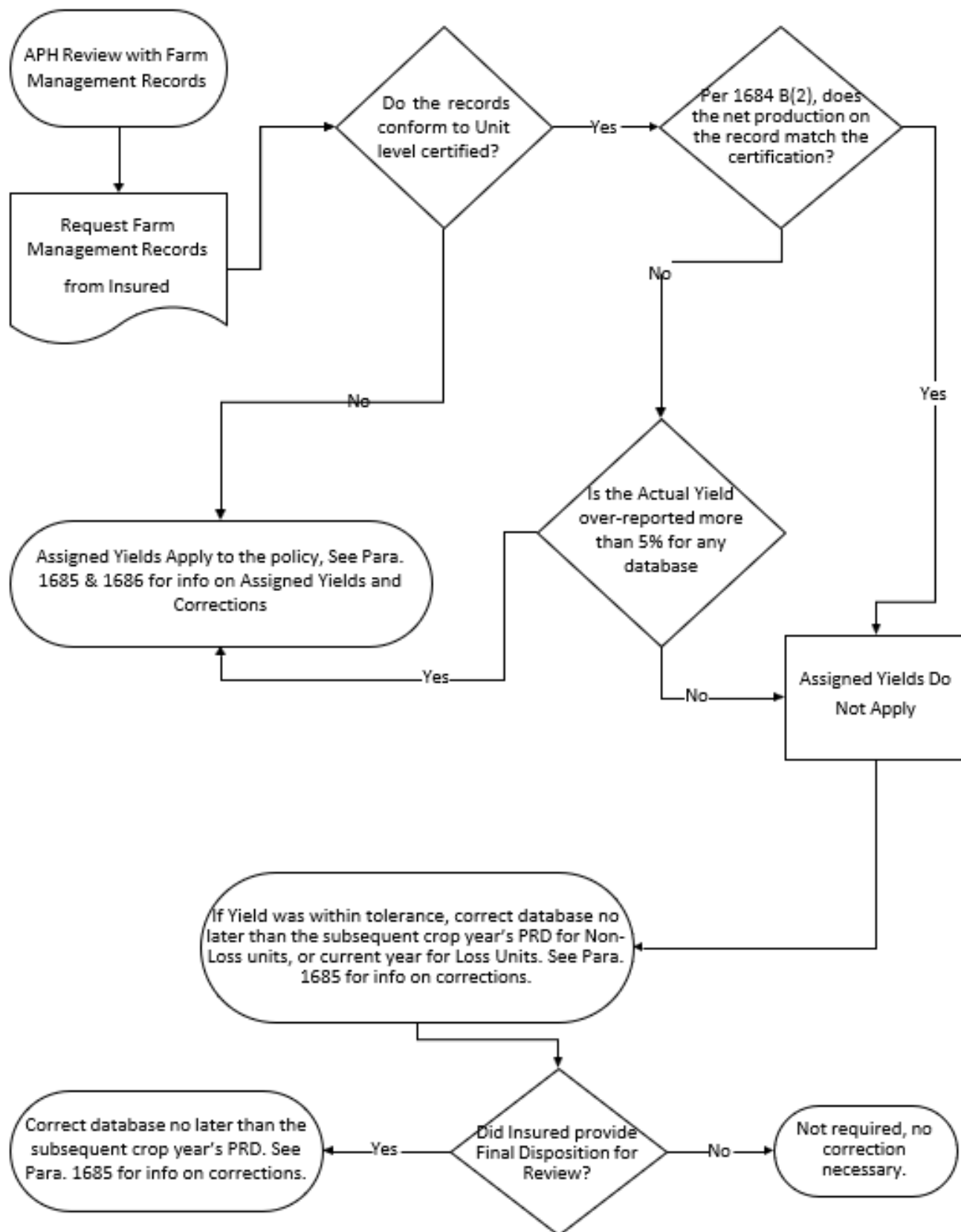
YEAR	PROD.	ACRES	YIELD
2017	11,960	65.0	A184
2019	12,415	65.0	A191
2020	25,740	110.0	A234
2021	14,700	70.0	A210
2023	12,935	65.0	A199
2024	17,490	110.0	P153
T-Yld:	Avg.	Yield:	196
178	Rate	Yield:	196
	APH	Yield:	196

$$\text{PYAY } 204 \times 0.75 = \text{P153}$$

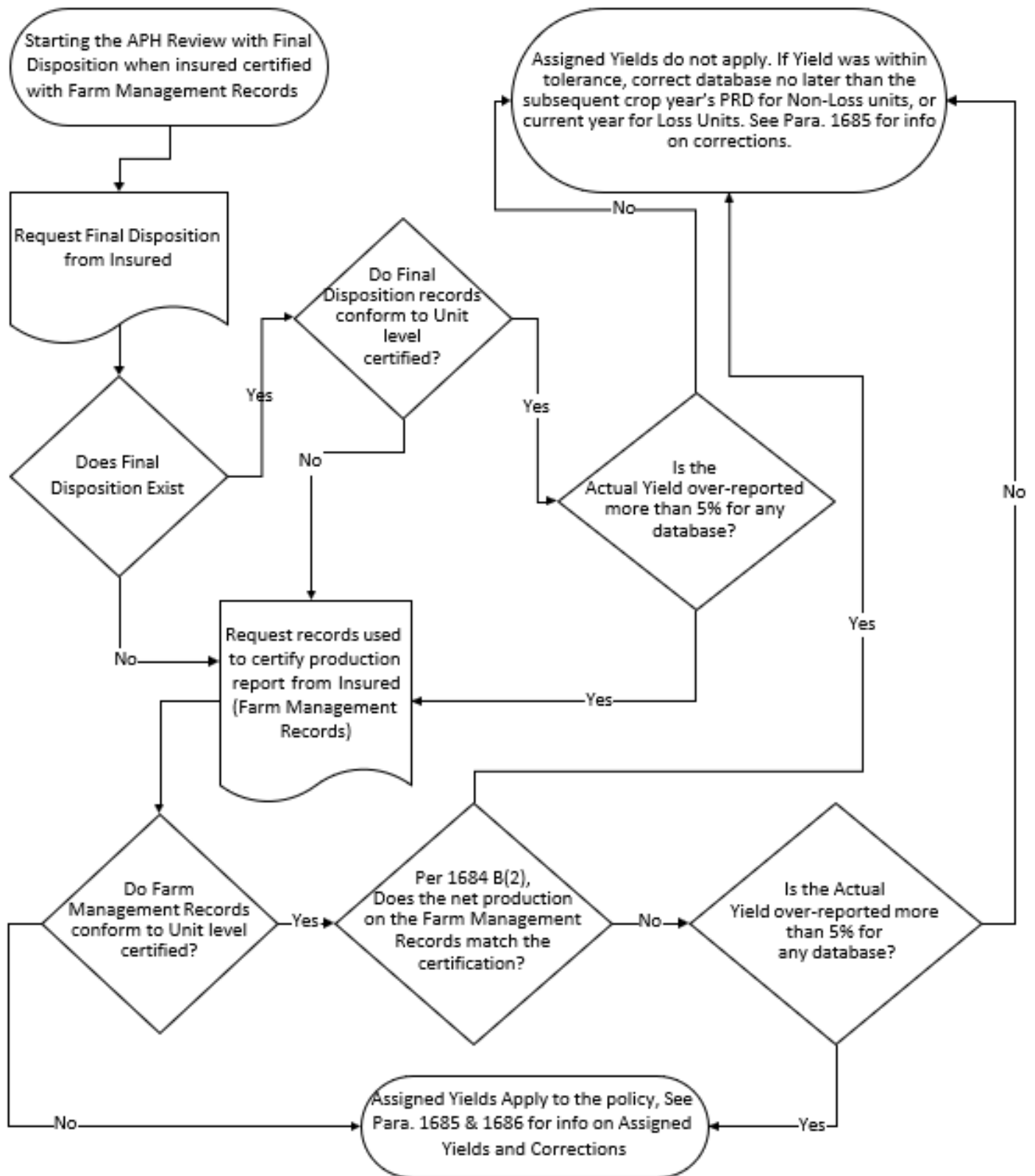
2025 Corn (0041) NTS (997)  
NI (003) Unit 0003-0001EU

YEAR	PROD.	ACRES	YIELD
2018	36,540	180.0	A203
2019	7,880	40.0	A197
2022	18,955	85.0	A223
2023	33,660	180.0	A187
2024	8,950	50.0	A179
T-Yld:	Avg.	Yield:	198
178	Rate	Yield:	198
	APH	Yield:	198

**Flow Chart 1:** Flow for determining if production evidence supports the production report using farm management records when insured certified with farm management records.

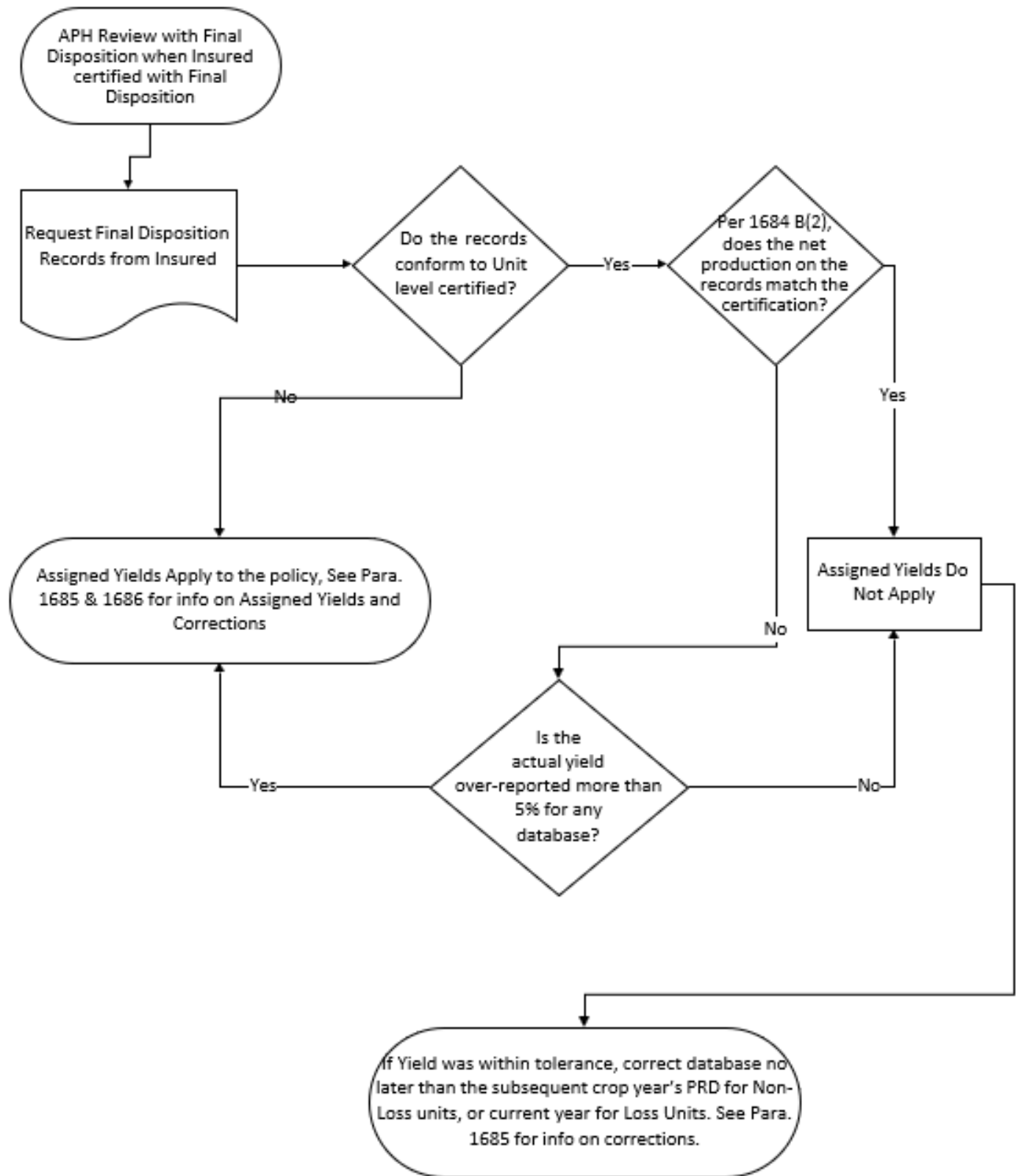


**Flow Chart 2:** Flow for determining if production evidence supports the production report using final disposition when insured certified with farm management records.





**Flow Chart 3:** Flow for determining if production evidence supports the production report using final disposition when insured certified with final disposition.



**Example 1:** In the example below is a wheat producer with one BU and has elected QL, YE, and YA for their wheat policy in the county. The 2017 crop year is an excludable year in the ADs and the insured has elected for YE to apply. For crop years 2016, 2021, and 2024 the insured had filed a NOL and experienced a quality loss. QL will apply to any crop years that a NOL was filed and the option is elected on an APH database that has pre-quality production and pre-quality yield(s) fields populated with a value greater than zero. The insured chooses to replace the yields with the pre-quality yields in crop years 2016 and 2024. For the 2021 crop year the insured choose to not replace their yield with the pre-quality yield, but instead to use YA since the substituted yield (45) was greater than the pre-quality yield (43). For the 2021 crop year in the APH database it will still include the pre-quality production, however, pre-quality yield would not be populated.

2025	Wheat (0011)	NI (003)	Unit 0001-0000BU	YE, YA, QL		
Crop Year	Production	Pre-Quality Production	Acres	Yield	Pre-Quality Yield	
2015	8,100		100.0	81A		
2016	2,420	3,080	55.0	44A	56	QL
2017	4,704	6,027	147.0	32A	41	YE
2018	5,840		80.0	73A		
2019	18,146		211.0	86A		
2020	14,694		186.0	79A		
2021	4,712	5,332	124.0	38A		YA
2022	7,176		78.0	92A		
2023	17,280		240.0	72A		
2024	4,030	4,940	65.0	62A	76	QL
			Average Yield:	66		
			Rate Yield:	66		
			Adjusted Yield	68		
			Approved Yield:	73		
			T-Yield:	75		

**Example 2:** In the example below is a canola producer with two OUs and MY and QL elected for their canola policy in the county. Unlike YA which substitutes the yield(s) on the MY summary APH database, QL is done on the non-summary APH databases. In the first non-summary APH database unit 0001-0001 OU, for crop years 2023 and 2024 the insured filed a NOL and had a quality loss. In the APH database the option code of QL will be submitted for the 2023 and 2024 crop years. The pre-quality production and pre-quality actual yields will replace the production and actual yields and be included in the Summary MY APH database. In the second non-summary APH database unit 0001-0002 OU, for crop year 2020 the insured filed a NOL and had a quality loss in that year. In the APH database the option code of QL and pre-quality production and pre-quality actual yields will be submitted for the 2020 crop year. The pre-quality yield will replace the actual yield and be included in the Summary MY APH database. The last APH database in the example is the MY summary database which includes the replaced pre-quality actuals yields from the non-summary APH databases.

**Example Non-summary APH Database 1:**

2025	Canola (0015)	NI (003)	Spring Oleic (286)	Unit 0001-0001OU	QL
Crop Year	Production	Pre-Quality Production	Acres	Yield	Pre-Quality Yield
2017	64,400		56.0	1,150A	
2018	0		0.0	0Z	
2019	105,840		80.0	A1,323	
2020	0		0.0	0Z	
2021	24,220		20.0	1,211A	
2022	0		0.0	0Z	
2023	124,032	143,480	136.0	912A	1,055
2024	19,780	25,880	20.0	989A	1,294
			Average Yield:	1,156	
			Rate Yield:	1,156	
			Adjusted Yield:	1,156	
			Approved Yield:	1,188	
			T-Yield:	1,072	

## Example 2 (Continued):

## Example Non-summary APH Database 2:

2025	Canola (0015)	NI (003)	Spring Oleic (286)	Unit 0001-0002OU	QL
Crop Year	Production	Pre-Quality Production	Acres	Yield	Pre-Quality Yield
2018	161,760		160.0	1,011A	
2019	0		0.0	0Z	
2020	94,200	102,720	120.0	785A	856
2021	0		0.0	0Z	
2022	109,520		80.0	1,369A	
2023	0		0.0	0Z	
2024	188,160		120.0	1,568A	
			Average Yield:	1,156	
			Rate Yield:	1,156	
			Adjusted Y:ield	1,156	
			Approved Yield:	1,188	
			T-Yield:	1,072	

## Example MY-Summary APH Database:

2025	Canola (0015)	NI (003)	Spring Oleic (286)	Unit 0000-0000	QL
Crop Year	Production	Pre-Quality Production	Acres	Yield	Pre-Quality Yield
2017	64,400		56.0	1,150	
2018	161,760		160.0	1,011	
2019	105,840		80.0	1,323	
2020	102,720		120.0	856	
2021	24,220		20.0	1,211	
2022	109,520		80.0	1,369	
2023	143,480		136.0	1,055	
2024	214,040		140.0	1,529	
			Average Yield:	1,156	
			Rate Yield:	1,156	
			Adjusted Y:ield	1,156	
			Approved Yield:	1,188	
			T-Yield:	1,072	

## Exhibit 15KK QL Examples (Continued)

### Example 3:

Year	Yield	w/YA	w/YATA	w/YAYE	w/YATAYE	w/QL	w/YAQLTA	w/YAQLYE	w/YAQLTAYE
YE Eligible 2008	34	34	36			34	36		
2009	42	42	44	42	44	42	44	42	44
2011	29	29	30	29	30	29	30	29	30
2012	31	31	32	31	32	31	32	31	32
2013	43	43	44	43	44	43	44	43	44
2014	31	31	32	31	32	31	32	31	32
2016	43	43	44	43	44	43	44	43	44
YE Eligible 2017	19	20	20			19	20		
Quality 2018	0	24	24	24	24	37	37	37	37
APH	30	33	34	35	36	34	35	37	38
CUP (90% PYAY)	33	33	33	33	33	33	33	33	33
Rate Yield	30	30	30	30	30	30	30	30	30
Adjusted Yield	N/A	N/A	33	33	33	33	33	33	33



**Exhibit 17A Category B Crops - APH Databases Certified Organic or Transitional Acreage Affected by Prohibited Substances, Converted Back to Conventional Farming Practices and Suspended Or Revoked Certification**

- (1) In the event of an occurrence of a prohibited substance(s) or drift, the Insured may transition the acreage towards organic status or return to conventional farming practices.

**Scenario:** The insured in 2024 notifies the certifying agency of the spraying of prohibited substance(s) or drift onto the organic acreage. As a result of the occurrence, the certifying agency did not issue a certificate or, the current certificate is considered invalid.

- (a) If the acreage was found to be affected by drift before the ARD, then the affected yield (2024 actual yield) is added to the Conventional APH database.

Crop Year: 2025	Unit No. 0001-0000		
Year	Total Prod	Acres	Yield
2011	17,443	160.0	A109
2012	15,377	125.0	A123
2014	8,965	80.0	A112
2015	12,876	103.0	A125
2017	10,623	90.0	A118
2018	14,615	115.0	A127
2021			Z
2022			Z
2023			Z
2024	4,152	45.0	A92
		Total	806 ÷ 7 = 115.14
		Approved Yield	115

- (b) If the acreage was found to be affected by drift after the ARD, the yield (2024 actual yield) is added to the Certified Organic APH database.

Crop Year: 2025	Unit No. 0001-0000		
Year	Total Prod	Acres	Yield
2021			T80
2022			T80
2023	4,042	40.0	A101
2024	4,152	45.0	A92
		Total	353 ÷ 4 = 88.25
		Approved Yield	88

- (c) To regain certified organic status, the acreage that was found to be affected by drift will have to be transitioned again for 36-months towards full organic certification by the NOP standards. The insured must submit to the AIP a copy of the updated organic plan that includes all changes in practices, procedures, and inputs from the previous crop year's organic plan, if applicable, or written documentation from a certifying agent indicating an organic plan is in effect, as specified in the BP. Example of 2026 crop year APH database while in transition back to certified organic in (c) below.

Crop Year: 2026	Unit No. 0001-0000		
Year	Total Prod	Acres	Yield
2020	5,345	60.0	A89
2021	5,268	56.0	A94
2022	4,810	49.0	A98
2023			Z
2024			Z
2025	3,734	41.0	A91
		Total	372 ÷ 4 = 93
		Approved Yield	93

- (d) Example of APH database upon completion of transition back to certified organic in (d) below.

Crop Year: 2028	Unit No. 0001-0000		
Year	Total Prod	Acres	Yield
2022			T80
2023	4,042	40.0	A101
2024	4,152	45.0	A92
2025			Z
2026			Z
2027	3,734	41.0	A91
		Total	364 ÷ 4 = 91
		Approved Yield	90

- (2) Converting back to conventional farming practices. Use prior years' conventional actual yields to compute the approved yield whenever acreage that is normally farmed under an organic practice is transitioned back to a conventional farming practice.

**Scenario:** The following illustrations demonstrate when the insured returns to the conventional farming practices. The insured has prior years conventional production history. During crop years 2018-2023, the insured farmed organically. In 2024, the insured returns to conventional farming practices.



- (a) The Conventional APH database after the conversion from certified organic farming practices back to conventional farming practices.

Crop Year: 2025	Unit No. 0001-0000		
Year	Total Prod	Acres	Yield
2011	17,443	160.0	A109
2012	15,377	125.0	A123
2013	8,965	80.0	A112
2014	12,876	103.0	A125
2015	10,623	90.0	A118
2016	14,615	115.0	A127
2017			Z
2018			Z
2023			Z
2024	19,250	110.0	A175
		Total	889 ÷ 7 = 127.0
		Approved Yield	127

- (b) Because the insured returned to farming acreage under the conventional farming practices, the AIP is only required to submit the Conventional APH database to RMA. However, the AIP must maintain the Certified Organic and Transitional APH databases.
- (3) A certified organic farming operation whose certification has been suspended or revoked will be ineligible to receive certification under the organic practice. The certificate is no longer valid.

**Scenario:** In 2025, a certifying agency revokes an insured's certification:

- (a) If an insured's certification was revoked by the certifying agency before the ARD, the acreage must be insured under conventional farming practices.

Crop Year: 2025	Unit No. 0001-0000		
Year	Total Prod	Acres	Yield
2011	17,443	160.0	A109
2012	15,377	125.0	A123
2013			Z
2014	8,965	80.0	A112
2015	12,876	103.0	A125
2016			Z
2017	10,623	90.0	A118
2018	14,615	115.0	A127
2023			Z
2024	4,785	53.0	A90
		Total	804 ÷ 7 = 114.85
		Approved Yield	115

- (b) If an insured's certification, however, was revoked by the certifying agency after the ARD, the certified organic APH database in effect at ARD remains for the remainder of the crop year. The acreage does not qualify as certified organic the following crop year.

Crop Year: 2025	Unit No. 0001-0000		
Year	Total Prod	Acres	Yield
2020	5,528	51.0	A108
2021	6,225	53.0	A117
2022			Z
2023	5,887	60.0	A98
2024	4,785	53.0	A90
		Total	413 ÷ 4 = 103.25
		Approved Yield	103

**Exhibit 17B Category B Crops- Multi-Purpose Production and Yield Worksheet**

This worksheet may be used to arrive at the factored production to be entered on the APH database in the total production column. See A(1)-A(8) for instructions and suggested column headings for this worksheet.

Crop Year	Column 1	Column 2	Column 3	Column 4	Column 5	Column 6
XXXX						
XXXX						
XXXX						
XXXX						
XXXX						
XXXX						
XXXX						
XXXX						
XXXX						
XXXX						

- (1) The worksheet may be used to separate production that was commingled between P/T/TMAs that have different T-Yields. This worksheet shall not be used to separate production between conventional, transitional or organic practices.

Production from types or varieties that are being separated must have the same unit of measure (e.g., pounds). If the T-Yields are the same, a higher yielding practice has not been designated by RMA and the insured cannot separate the commingled production or provide a yield estimate by P/T/TMA; the production for each applicable P/T/TMA may be prorated instead of using the Multi-Purpose Production and Yield Worksheet if acres of the P/T/TMAs are provided. See Para. [1543C](#).

Col. 1 - P/T/TMA

Col. 2 - Planted Acres (for skip-row cotton, acres considered planted to cotton)

Col. 3 - Transitional Yield (T-Yield)

Col. 4 - Yield Extension (Col. 2 × Col. 3)

Col. 5 - Factor (total commingled production ÷ total yield extensions from Col. 4) [*Values rounded to nearest hundredth.*]

Col. 6 - Yield (Col. 3 × Col.5)

- (2) Converting Skip-row Cotton Production to Solid Plant

Col. 1 - Total Production

Col. 2 - Yield Factor See Exhibit [11](#) Skip Row Factors C, D, E, and F

Col. 3 - Total Production (factored, Col. 1 ÷ Col. 2)

**Exhibit 17B Category B Crops- Multi-Purpose Production and Yield Worksheet (Continued)**

---

Col. 4 - Gross Acres × percent planted factor See Exh. [11](#) Skip Row Factors G

Col. 5 - Acres

Col. 6 - Yield (solid planted)

- (3) Determining Skip-Row Cotton Yield Factors. See Exh. 11 Skip Row Factors H used when production is commingled between more than one non-irrigated skip-row planting pattern:

Col. 1 - Non-Irrigated Skip-Row Pattern

Col. 2 - Planted Acres (acres considered planted to Cotton for each pattern)

Col. 3 - Yield Factor (for each different pattern)

Col. 4 - Yield Extension

Col. 5 - Yield Factor (divide total yield extensions (Col. 4) by total acres (Col. 2))

Col. 6 - Solid Planted Yield (skip-row yield ÷ yield factor)

- (4) Green Peas. See [Exhibit G](#)

Col. 1 - Dollars Received for Crop

Col. 2 - Contract price for the TR Sieve number shown on the [AD](#).

Col. 3 - Adjusted Production (Col. 1 ÷ Col. 2)

Col. 4 - Lbs. Dry Peas ÷ .60 (converts to green pea equivalent)

Col. 5 - Total Production (Col. 3 + Col. 4)

- (5) Contract Seed Beans (Bush Varieties for Garden Seed) and Wrinkled Seed Peas. See [Exhibit G](#):

Col. 1 - Reference Year Adjustment Factor (RYAF)

Col. 2 - Total Dollars (\$) Received (or value of)

Col. 3 - RYAF total \$ (rounded to whole \$). Transfer factored \$ to the APH Database.

- (6) Sugar Beets, used to express sugar beet production in terms of pounds of raw sugar:

Col. 1 - actual production of sugar beets in net tons

Col. 2 - 2,000 pounds

Col. 3 - % raw sugar (records)

Col. 4 - pounds of raw sugar [(col. 1 × col. 2) × col. 3]

**Exhibit 17B    Category B Crops- Multi-Purpose Production and Yield Worksheet (Continued)**

---

- (7)    Potatoes used when the Northern Potato Quality Endorsement or Northern Potato Processing Quality Endorsement is applicable:

Col. 1 - Fresh % No. 1

Col. 2 - Fresh % No. 2 or better

Col. 3 - Processing % No. 1

Col. 4 - Processing % No. 2 or Better

- (8)    Cultivated Wild Rice, used to adjust green weight production to finished weight production):

Col. 1 - Total green weight production

Col. 2 - % recovery (production records or **AD**)

Col. 3 - Finished weight (Col. 1 × Col. 2)

**Exhibit 17C Category B Crops - Master Yields**

- (1) MY List by State and Crop. Check the **AD** for applicable crop programs, practices and maps or supplements.

State	Crops
Alaska	Potatoes
Arizona	Dry Peas, Potatoes
California	Alfalfa Seed, Dry Beans, Dry Peas, Onions, Potatoes, Sugar Beets, and Tomatoes (Processing & Fresh Market)
Colorado	Potatoes, Onions, Sugar Beets, and Sunflowers
Idaho	Alfalfa Seed, Dry Beans, Canola/Rapeseed, Onions, Dry Peas, Green Peas, Mustard, Potatoes, Safflower, Sugar Beets, and Sweet Corn (Processing)
Indiana	Tomatoes (Processing)
Iowa	Dry Beans, Green Peas, Potatoes, and Sweet Corn (Processing)
Kansas	Potatoes and Sunflowers
Missouri	Potatoes
Michigan	Dry Beans, Sugar Beets, and Tomatoes (Processing)
Minnesota	Dry Beans, Green Peas, Potatoes, Processing Beans, Sweet Corn (Processing), Sugar Beets, and Sunflowers
Montana	Alfalfa Seed, Buckwheat, Canola/Rapeseed, Dry Beans, Dry Peas, Mustard, Safflower, Sugar Beets, and Sunflowers
Nebraska	Potatoes, Sugar Beets, and Sunflowers
Nevada	Alfalfa Seed, Potatoes
New Mexico	Potatoes
North Dakota	Buckwheat, Dry Peas, Potatoes, and Sugar Beets
Ohio	Tomatoes (Processing)
Oregon	Alfalfa Seed, Dry Beans, Processing Beans, Canola/Rapeseed, Dry Peas, Green Peas, Mustard, Onions, Potatoes, Sugar Beets, and Sweet Corn (Processing)
South Dakota	Dry Beans, Dry Peas, Potatoes, Safflower, and Sunflowers
Texas	Potatoes
Utah	Alfalfa Seed, Onions
Washington	Alfalfa Seed, Buckwheat, Dry Beans, Processing Beans, Canola/Rapeseed, Dry Peas, Green Peas, Mustard, Onions, Potatoes, Sugar Beets, and Sweet Corn (Processing)
Wisconsin	Dry Beans, Green Peas, Potatoes, Processing Beans, and Sweet Corn (Processing)
Wyoming	Alfalfa Seed, Dry Beans, Potatoes, Sugar Beets, and Sunflowers

- (2) Example of MY Concept. This example illustrates the MY concept. The crop has been grown in two TMAs. One P/T (IRR) has been grown in each TMA. Figures 1-3 are in TMA 1, figures 4-6 are in TMA 2, and figures 7 and 8 are the MY summaries for TMA 1 and 2.

- (a) Figure 1, production reports for farm A indicate two actual yields (one BU located in section 11).

Figure 1: Unit 0001-0000, Sec. 11, TMA 1

Year	Prod	Acres	Yield
2021	42,200	100.0	A422
2022		0.0	Z
2023	43,000	100.0	A430
2024		0.0	Z
Prior Yield		Approved APH	

Figure 2: Unit 0002-0001, Sec. 12, TMA 1

Year	Prod	Acres	Yield
2021		0.0	Z
2022	40,000	100.0	A400
2023		0.0	Z
2024	35,200	80.0	A440
Prior Yield		Approved APH	

- (b) Figures 2 and 3, production reports for farm B indicate two actual yields for unit 0002-0001 (located in section 12) and no actual yields for unit 0002-0002 (located in section 13).

Figure 3: Unit 0002-0002, Sec. 13, TMA 1

Year	Prod	Acres	Yield
2021		0.0	Z
2022		0.0	Z
2023		0.0	Z
2024		0.0	Z
Prior Yield		Approved APH	

- (c) Figures 4, 5, and 6 are production reports for farm C, which indicate three OUs located in sections 27, 28, and 36 all within TMA 2. Unit 0003-0001 does not have any actual yields. Unit 0003-0002 has two actual yields. Unit 0003-0003 has one actual yield. Each actual yield must be compared to the applicable T-Yield for the TMA multiplied by the actual yield verification factor for the applicable practice (TMA 1 [ $400 \times 1.40 = 560$ ] TMA 2 [ $350 \times 1.40 = 490$ ]). None of the actual yields exceed the factored T-Yields; therefore, they are considered reasonable.

Figure 4: Unit 0003-0001, Sec. 27, TMA 2

Year	Prod	Acres	Yield
2021		0.0	Z
2022		0.0	Z
2023		0.0	Z
2024		0.0	Z
Prior Yield		Approved APH	

Figure 5: Unit 0003-0002, Sec. 28, TMA 2

Year	Prod	Acres	Yield
2021	20,250	50.0	A405
2022		0.0	Z
2023		0.0	Z
2024	40,000	100.0	A400
Prior Yield		Approved APH	

Figure 6: Unit 0003-0003, Sec. 36, TMA 2

Year	Prod	Acres	Yield
2021		0.0	Z
2022		0.0	Z
2023		0.0	Z
2024	8,200	20.0	A410
Prior Yield		Approved APH	



- (d) Figures 7 and 8 are MY APH Summaries, one for each TMA. These summaries are completed following the same instructions as for an APH database outlined in [Part 15](#), except they contain the total acreage and production of the crop for each TMA for the operator/tenant entity requesting the MY.

The insured has filed production reports for each OU for at least the most recent policy crop year (on planted units) in the base period and therefore qualifies for OUs.

Figure 7: MY Summary, TMA 1

Applicable to Units 0001-0000, 0002-0001, and 0002-0002

Year	Prod	Acres	Yield
2021	42,200	100.0	A422
2022	40,000	100.0	A400
2023	43,000	100.0	A430
2024	35,200	80.0	A440
			1692
PLEM. Yield	423	Approved Yield	

Figure 8, MY Summary, TMA 2

Applicable to Units 0003-0001 through 0003-0003

Year	Prod	Acres	Yield
2019			T350
2020			T350
2021	20,250	50.0	A405
2022		0.0	Z
2023		0.0	Z
2024	48,200	120.0	A402
			1507
PLEM. Yield	377	Approved Yield	

The summaries are forwarded to the verifier who approves the initial MY. A separate MY Summary is required for each TMA for each P/T requested. Four years of records are required for MY and 100 percent T-Yields apply with IDY=T.

Compare each preliminary MY to the applicable T-Yield for the TMA multiplied by the applicable MY verification factor (IRR: TMA 1  $[400 \times 1.40 = 560]$  TMA 2  $[350 \times 1.40 = 490]$ ). Neither of the preliminary MYs exceeds the T-Yields; therefore, they are considered reasonable and approved.

\*Yield descriptors are being used only to demonstrate types of yields used in establishing MY summary.

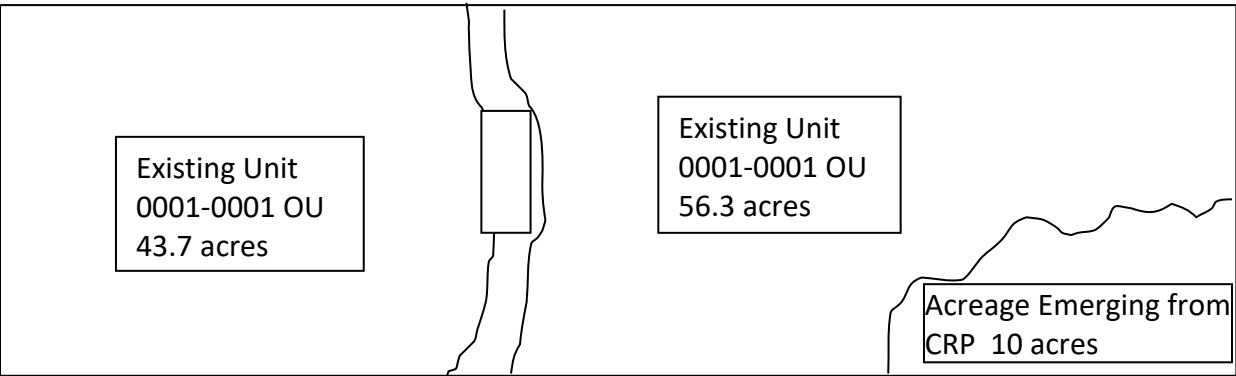
- (1)
- Acreage that has not been planted in at least **three** of the previous **four** crop years to comply with any other USDA program is insurable under the terms of the BP Sec. 9(a)(2). For example, acreage that has been in CRP for **2022** and prior crop years would be insurable under the terms of the BP if planted for the first time since emerging from CRP in either the **2023** or **2024** crop years.

If the acreage has not been planted within two crop years (i.e., **2023** or **2024**) since emerging from CRP, it no longer meets the requirement to comply with any other USDA program and **is considered new breaking acreage**.

2021	2022	2023	2024	2025
CRP	CRP	Insurable (emerging from CRP)	Insurable (emerging from CRP)	Insurable <b>but New Breaking</b>

- (2)
- Example 1:** The insured has acreage emerging from CRP in September **2024** with no production history and meets the insurability requirements for the crop. The emerging CRP acreage is being added to an existing unit 0001-0001 OU and production history for the acreage prior to enrollment in CRP is not available.

The year the acreage emerges from CRP, a separate APH database must be established for the acreage coming out of CRP and the acreage must be reported by Farm/Tract/Field number.



- (a)
- 2025** APH Databases for Acreage Emerging From CRP Initial Year. The CRP acreage being added to the existing unit in **2025** requires a separate APH database the initial year it is added. The APH database for the acreage emerging from CRP must:
- (i)

Be identified with the database exception code 0001R and the yield indicator CR; and
- (ii)

Use 100 percent of the applicable T-Yield to establish the APH database when production prior to enrollment in CRP is not available.

**Exhibit 17D Category B Crops - Acreage Emerging from USDA Program, New Breaking, and...(Continued)**

The database on the left is the existing unit APH Database, the database on the right is the acreage emerging from CRP APH Database.

2024	NI - 003	AO - 095		2024	NI - 003	AO - 095	Yield Indicator - CR
SB (0081)	Unit 0001-0001 OU			SB (0081)	Unit 0001-0001 OU		EC - 001R
Year	Production	Acres	Yield	Year	Production	Acres	Yield
2020	4,500	100.0	A45	2020			C30
2021	5,500	100.0	A55	2021			C30
2022	4,000	100.0	A40	2022			C30
2023	3,500	100.0	A35	2023			C30
		Total	175 ÷ 4			Total	120 ÷ 4
T-Yield 30	Approved Yield		44	T-Yield 30	Approved Yield		30

- (b) 2025 Acreage Report for Acreage Emerging From CRP (Initial Year). Acreage emerging from CRP must be reported separately on the acreage report by Farm/Tract/Field number.

Crop Year	Unit #	FN/Tract/Field(s)	Acres	
2025	0001-0001 OU	1234-56789-01, 02	100	Existing Acreage in OU
2025	0001-0001 OU	1234-56789-03	10	Emerging Acreage from CRP

- (c) 2025 Production Report for Acreage Emerging From CRP. In 2025 the insured did not have a loss and reports total production for unit 0001-0001 OU as follows:

Crop Year	Unit #	FN/Tract/Field(s)	Acres	Production
2025	0001-0001 OU	1234-56789-01, 02	100	3168
2025	0001-0001 OU	1234-56789-03	10	352

- (d) In 2026, the APH databases for the existing unit and the acreage from CRP are combined and the exception code for multiple APH databases for an OU/P/T/TMA is no longer used, nor the CR yield indicator. The database below is the resulting APH database.

2026	NI - 003	AO - 095	
SB (0081)	Unit 0001-0001 OU		
Year	Production	Acres	Yield
2021	4,500	100.0	A45
2022	5,500	100.0	A55
2023	4,000	100.0	A40
2024	3,500	100.0	A35
2025	3,520	110.0	A32
			207 ÷ 5
T-Yield 30	Approved Yield		41

- (e) For the 2026 Acreage Report, the acreage that emerged from CRP the prior year must be reported by Farm/Tract/Field number.

Crop Year	Unit #	FN/Tract/Field(s)	Acres
2026	0001-0001 OU	1234-56789-01, 02, 03	110

- (3) **Example 2:** The insured has provided production history for the acreage prior to enrollment in CRP. The year the acreage emerges from CRP, a separate APH database must be established for the acreage emerging from CRP and the acreage must be reported by Farm/Tract/Field number.

- (a) 2025 Production Report for the Acreage Emerging from CRP and recertifying prior year's production. The acreage was planted and insured in 2011-2014 prior to enrollment in CRP and the insured recertifies production for those crop years. The insured had 65 total acres which were farmed as one unit 2011-2014. In 2014, the insured enrolled 15 acres in CRP.

Crop Year	Unit #	FN/Tract/Field(s)	Acres	Production
2024	0001-0002 OU	1234-98765-01	50	1750
2014	0001-0002 OU	1234-98765-01, 02, 03	65	1820
2013	0001-0002 OU	1234-98765-01, 02, 03	65	1690
2012	0001-0002 OU	1234-98765-01, 02, 03	65	2145
2011	0001-0002 OU	1234-98765-01, 02, 03	65	1365

- (b) 2025 APH Databases for Acreage Emerging from CRP and prior years recertified production. The insured recertifies production for the years prior to enrollment in CRP. The CRP acreage being added to the existing unit in 2025 requires a separate APH database the initial year it is added. The APH database for the acreage emerging from CRP must:
- (i) be identified with the database exception code 001R and the yield indicator code CR; and
  - (ii) use production history for years prior to enrollment to CRP to establish the APH database.

**Exhibit 17D Category B Crops - Acreage Emerging from USDA Program, New Breaking, and...(Continued)**

The database on the left is the existing unit APH Database, the database on the right is the acreage emerging from CRP APH Database.

2025	NI - 003	AO - 095		2025	NI - 003	AO - 095	Yield Indicator - CR
SB (0081)	Unit 0001-0002 OU			SB (0081)	Unit 0001-0002 OU		EC - 001R
Year	Production	Acres	Yield	Year	Production	Acres	Yield
2015	1,500	50.0	A30				
2016	2,750	50.0	A55				
2017	2,100	50.0	A42				
2018	2,250	50.0	A45				
2019	1,900	50.0	A38				
2020	2,000	50.0	A40				
2021	2,550	50.0	A51	2011	1,365	65.0	A21
2022	2,350	50.0	A47	2012	2,145	65.0	A33
2023	2,200	50.0	A44	2013	1,690	65.0	A26
2024	1,750	50.0	A35	2014	1,820	65.0	A28
		Total	427 ÷ 10			Total	108 ÷ 4
T-Yield 30	Approved Yield		43	T-Yield 30	Approved Yield		27

- (c) 2025 Acreage Report for Acreage Emerging from CRP. Acreage emerging from CRP must be reported separately on the acreage report by Farm/Tract/Field number.

Crop Year	Unit #	FN/Tract/Field	Acres	
2025	0001-0002 OU	1234-98765-01	50	Existing Acreage in OU
2025	0001-0002 OU	1234-98765-02, 03	15	Emerging Acreage from CRP

- (d) 2025 Production Report for Acreage Emerging from CRP. In 2025, the insured did not have a loss and reports total production for unit 0001-0002 OU.

Crop Year	Unit #	FN/Tract/Field(s)	Acres	Production
2025	0001-0002 OU	1234-98765-01, 02, 03	50	1,550
2025	0001-0002 OU	1234-98765-01, 02, 03	15	465

- (e) In 2026, the APH databases for the existing unit and the acreage from CRP are combined and the exception code for multiple APH databases for an OU/P/T/TMA is no longer used. Below is the resulting APH Database.

2026	NI - 003	AO - 095	
SB (0081)	Unit 0001-0002 OU		
Year	Production	Acres	Yield
2016	2,750	50.0	A55
2017	2,100	50.0	A42
2018	2,250	50.0	A45
2019	1,900	50.0	A38
2020	2,000	50.0	A40
2021	2,550	50.0	A51
2022	2,350	50.0	A47
2023	2,200	50.0	A44
2024	1,750	50.0	A35
2025	2,015	65.0	A31
			428 ÷ 10
T-Yield 30	Approved Yield		43

- (f) For the 2026 Acreage Report, the acreage that emerged from CRP the prior year must be reported by Farm/Tract/Field number.

Crop Year	Unit #	FN/Tract/Field	Acres
2026	0001-0002 OU	1234-98765-01, 02, 03	65

- (4) **Example 3:** The insured has acreage that was broken out of pasture in September 2024 and is identified as new breaking acreage. The new breaking acreage is being added to existing unit 0001-0003 OU.

**Initial Year:**

- (a) The new breaking acreage being added to the existing unit in 2025 requires a separate APH database the initial year it is added. The new breaking acreage APH database must be identified with the database exception code "N" and any applicable yield indicators. The new breaking APH database must also be submitted with the yield limitation flag of "04," which requires the rate yield to equal the approved yield. The new breaking acreage also requires the program indicator code "NB" to be submitted, which automatically applies 85 percent to the applicable T-Yield.

In the example below, the insured receives 85 percent of the applicable T-Yield for that county/crop/P/T/TMA. The insured's applicable T-Yield is an SA T-Yield of 40 bushels an acre.

The database on the left is the existing unit APH Database, the database on the right is the new breaking acreage APH Database, which will have the program indicator of "NB" applied.

Existing Unit				New Breaking Acreage			
2025	NI - 003	AO - 095		2025	NI - 003	AO - 095	Yield Indicator - A
SB (0081)	Unit 0001-0003 OU			SB (0081)	Unit 0001-0003 OU		EC - 001N
Year	Production	Acres	Yield	Year	Production	Acres	Yield
2021	2,000	80.0	A25	2021			L40
2022	4,160	80.0	A52	2022			L40
2023	3,600	80.0	A45	2023			L40
2024	3,040	80.0	A38	2024			L40
Rate Yield 40		Total	160 ÷ 4	Rate Yield 34		Total	160 ÷ 4 = 40
T-Yield 40	Approved Yield		40	T-Yield 40	Approved Yield		34

- (b) 2025 Acreage Report for New Breaking Acreage. New breaking acreage must be reported separately by FN/Tract/Field number. The acreage must be identified by the program indicator code of "NB" and the acreage type code of insured new breaking acreage.

Crop Year	Crop	Unit #	FN/Tract/Field(s)	Acres	Acreage Type	Program Indicator
2025	Soybean	0001-0003 OU	1234-54321-01	80.0	Acreage in existing unit	
2025	Soybean	0001-0003 OU	1234-54321-02	40.0	Insured new breaking acreage	NB

- (c) 2025 Production Report for New Breaking Acreage. The 2025 production report must be on the same basis as the approved yield and the insured reports production for each APH database for unit 0001-0003 OU.

Crop Year	Crop	Unit #	FN/Tract/Field(s)	Acres	Production
2025	Soybean	0001-0003 OU	1234-54321-01	80.0	3,360
2025	Soybean	0001-0003 OU	1234-54321-02	40.0	1,680

#### Subsequent Year:

- (d) In 2026, the APH databases for the existing unit and the acreage from new breaking are combined and the exception code for multiple APH databases for an OU/P/T/TMA is no longer used, nor the program indicator NB. Below are the resulting APH Database.

2026	NI - 003	AO - 095	
SB (0081)	Unit 0001-0003 OU		
Year	Production	Acres	Yield
2021	2,000	80.0	A25
2022	4,160	80.0	A52
2023	3,600	80.0	A45
2024	3,040	80.0	A38
2025	5,040	120.0	A42
			202 ÷ 5
T-Yield 30	Approved Yield		40

- (e) Crop Year 2026 acres for unit 0001-0003 OU must be reported by Farm/Tract/Field number.

Crop Year	Crop	Unit #	FN/Tract/Field(s)	Acres
2026	Soybean	0001-0003 OU	1234-54321-01, 02	120.0

- (5) **Example 4:** The insured has acreage that was broken out of pasture in September 2024 and is identified as new breaking acreage. The producer has an existing unit 0001-0003 OU; however, the new breaking acreage qualifies as a separate unit 0001-0004 OU.

#### Initial Year:

- (a) The new breaking acreage requires a separate APH database the initial year it is added. The new breaking acreage APH database must be identified with the database exception code "N" and any applicable yield indicators. The new breaking APH database must also be submitted with the yield limitation flag of "04," which requires the rate yield to equal the approved yield. The new breaking acreage also requires the program indicator code "NB" to be submitted, which automatically applies 85 percent to the applicable T-Yield.

In the example below, the insured receives 85 percent of the applicable T-Yield for that county/crop/P/T/TMA. The insured's applicable T-Yield is an SA T-Yield of 40 bushels an acre.

The database on the left is the existing unit APH Database, the database on the right is the new breaking acreage APH Database, which will have the program indicator of "NB" applied.



Existing Unit				New Breaking Acreage			
2025	NI - 003	AO - 095		2025	NI - 003	AO - 095	Yield Indicator - A
SB (0081)	Unit 0001-0003 OU			SB (0081)	Unit 0001-0004 OU		EC - 001N
Year	Production	Acres	Yield	Year	Production	Acres	Yield
2021	2,000	80.0	A25	2021			L40
2022	4160	80.0	A52	2022			L40
2023	3,,600	80.0	A45	2023			L40
2024	3,040	80.0	A38	2024			L40
Rate Yield 40		Total	160 ÷ 4	Rate Yield 34		Total	160 ÷ 4 = 40
T-Yield 40	Approved Yield		40	T-Yield 40	Approved Yield		34

- (b) 2025 Acreage Report for New Breaking Acreage. New breaking acreage must be reported separately by FN/Tract/Field number. The acreage must be identified by the program indicator code of "NB" and the acreage type code of insured new breaking acreage.

Crop Year	Crop	Unit #	FN/Tract/Field(s)	Acres	Acreage Type	Program Indicator
2025	Soybean	0001-0003 OU	1234-54321-01	80.0	Acreage in existing unit	
2025	Soybean	0001-0004 OU	5678-12345-01	40.0	Insured new breaking acreage	NB

- (c) 2025 Production Report for New Breaking Acreage. The 2025 production report must be on the same basis as the approved yield and insured reports production for each APH database for units 0001-0003 OU and 0001-0004 OU.

Crop Year	Crop	Unit #	FN/Tract/Field(s)	Acres	Production
2025	Soybean	0001-0003 OU	1234-54321-01	80.0	3,360
2025	Soybean	0001-0004 OU	5678-12345-01	40.0	1,680

#### Subsequent Year:

- (d) In 2026, the APH databases for the existing unit and the unit containing acreage from new breaking are not required to be combined. The program indicator NB is no longer used. Below is the resulting APH Databases.

2026	NI - 003	AO - 095			2026	NI - 003	AO - 095	
SB (0081)	Unit 0001-0003 OU				SB (0081)	Unit 0001-0004 OU		
Year	Production	Acres	Yield		Year	Production	Acres	Yield
2021	2,000	80.0	A25					
2022	4,160	80.0	A52		2022			L40
2023	3,600	80.0	A45		2023			L40
2024	3,040	80.0	A38		2024			L40
2025	3,360	80.0	A42		2025	1,680	40	A42
Rate Yield 40		Total	202 ÷ 5		Rate Yield 40		Total	162 ÷ 4
T-Yield 40	Approved Yield		40		T-Yield 40	Approved Yield		40

(e) Crop Year 2026 acres for units 0001-0003 OU and 0001-0004 OU must be reported by Farm/Tract/Field number.

Crop Year	Crop	Unit #	FN/Tract/Field(s)	Acres
2026	Soybean	0001-0003 OU	1234-54321-01	80.0
2026	Soybean	0001-0004 OU	5678-12345-01	40.0

(6) **Example 5:** The insured has new breaking acreage in Iowa that was tilled in September 2024 and cannot substantiate that the acreage has been previously tilled and planted for the production of a crop. Since this acreage is in Iowa and previous tilling and planting cannot be substantiated, the acreage is considered native sod. The acreage is being added to existing optional unit 0001-0003 OU.

The year the native sod acreage is tilled and planted, a separate APH database(s) must be established for the acreage and the acreage must be reported by FN/Tract/Field number.

#### Year 1:

(a) 2025 APH databases for native sod acreage: The native sod acreage being added to the existing unit in 2025 requires a separate APH database(s) until four crop years of an insured crop have been completed, or until 10 crop years since initial tillage of the native sod acreage have passed. The native sod acreage APH database must be identified with the multiple database exception code "D" and any applicable yield indicators. The native sod APH database must also be submitted with the yield limitation flag of "04," which requires the rate yield to equal the approved yield. The native sod acreage also requires the program indicator code "NS" to be submitted, which automatically applies 65 percent to the applicable T-Yield.

In the example below, the insured receives 65 percent of the applicable T-Yield for that county/crop/P/T/TMA. The insured's applicable T-Yield is the county T-Yield of 50 bushels an acre for soybeans and 150 bushels an acre for corn.

The APH databases on the left are the existing unit APH Databases, the APH databases on the right are the Native Sod APH Database, which will have the program indicator of "NS" applied.

Existing Unit				Native Sod Acreage			
2025	NI - 003	AO - 095		2025	NI - 003	AO - 095	
SB (0081)	Unit 0001-0003 OU			SB (0081)	Unit 0001-0003 OU		EC - 001D
Year	Production	Acres	Yield	Year	Production	Acres	Yield
2021	2,800	80.0	A35	2021			T50
2022	11,400	200.0	A57	2022			T50
2023	3,840	80.0	A48	2023			T50
2024	12,000	200.0	A60	2024			T50
Rate Yield 50		Total	$200 \div 4$	Rate Yield 33		Total	$200 \div 4 = 50$
T-Yield 50	Approved Yield		50	T-Yield 50	Approved Yield		33

2025	NI - 003	Grain - 016		2025	NI - 003	Grain - 016	
Corn (0041)	Unit 0001-0003 OU			Corn (0041)	Unit 0001-0003 OU		EC - 001D
Year	Production	Acres	Yield	Year	Production	Acres	Yield
2021	27,400	200.0	A137	2021			T150
2022	13,840	80.0	A173	2022			T150
2023	28,400	200.0	A142	2023			T150
2024	11,840	80.0	A148	2024			T150
Rate Yield 150		Total	$600 \div 4$	Rate Yield 98		Total	$600 \div 4 = 150$
T-Yield 150	Approved Yield		150	T-Yield 150	Approved Yield		98

- (b) 2025 Acreage Report for Native Sod. The native sod acreage must be reported separately by FN/Tract/Field number. The acreage must be identified by the program indicator code of "NS" and the acreage type code of insured native sod acreage.

**Note:** In this example, corn was not planted on the native sod acreage.

Crop Year	Crop	Unit #	FN/Tract/Field(s)	Acres	Acreage Type	Program Indicator
2025	Soybean	0001-0003 OU	1234-54321-01	80.0	Acreage in existing unit	
2025	Soybean	0001-0003 OU	1234-54321-02	40.0	Insured native sod acreage	NS
2025	Corn	0001-0003 OU	1234-54321-03	200.0	Acreage in existing unit	

- (c) 2025 Production Report for Native Sod. The insured is required to report the production from the native sod acreage separate on the production report for unit 0001-0003 OU.

Crop Year	Crop	Unit #	FN/Tract/Field(s)	Acres	Production
2025	Soybean	0001-0003 OU	1234-54321-01	80.0	3,250
2025	Soybean	0001-0003 OU	1234-54321-02	40.0	1,325
2025	Corn	0001-0003 OU	1234-54321-03	200.0	24,400

**Year 2:**

- (d) In 2026, the native sod acreage is still required to have a separate APH database for each crop/P/T/TMA. The insured plans to plant corn on the native sod acreage. The insured's applicable T-Yield remains the county T-Yield, which is 50 bushels an acre for soybeans and 150 bushels an acre for corn.

The databases on the left are the existing unit APH Databases, the databases on the right are the Native Sod APH Database, which will have the program indicator of "NS" applied.

Existing Units				Native Sod Acreage			
2026	NI - 003	AO - 095		2026	NI - 003	AO - 095	
SB (0081)	Unit 0001-0003 OU			SB (0081)	Unit 0001-0003 OU		EC - 001D
Year	Production	Acres	Yield	Year	Production	Acres	Yield
2021	2800	80.0	A35				
2022	11400	200.0	A57	2022			T50
2023	3840	80.0	A48	2023			T50
2024	12000	200.0	A60	2024			T50
2025	3250	80.0	A41	2025	1325	40.0	A33
Rate Yield 48		Total	241 ÷ 5	Rate Yield 29		Total	183 ÷ 4 = 46
T-Yield 50	Approved Yield		48	T-Yield 50	Approved Yield		33

Existing Units				Native Sod Acreage			
2026	NI - 003	Grain - 016		2026	NI - 003	Grain - 016	
Corn (0041)	Unit 0001-0003 OU			Corn (0041)	Unit 0001-0003 OU		EC - 001D
Year	Production	Acres	Yield	Year	Production	Acres	Yield
2021	27,400	200.0	A137	2021			T150
2022	13,840	80.0	A173	2022			T150
2023	28,400	200.0	A142	2023			T150
2024	11,840	80.0	A148	2024			T150
2025	24,400	200.0	A122	2025			Z0
Rate Yield 144		Total	722 ÷ 5	Rate Yield 94		Total	600 ÷ 4 = 150
T-Yield 150	Approved Yield		144	T-Yield 150	Approved Yield		98

- (e) 2026 Acreage Report for Native Sod. The native sod acreage must be reported separately by FN/Tract/Field number. The acreage must be identified by the program indicator code of "NS" and the acreage type code of insured native sod acreage.

Crop Year	Crop	Unit #	FN/Tract/Field(s)	Acres	Acreage Type	Program Indicator
2026	Corn	0001-0003 OU	1234-54321-01	80.0	Acreage in existing unit	
2026	Corn	0001-0003 OU	1234-54321-02	40.0	Insured native sod acreage	NS
2026	Soybean	0001-0003 OU	1234-54321-03	200.0	Acreage in existing unit	

- (f) 2026 Production Report for Native Sod. The insured is required to report the production from the native sod acreage separate on the production report for unit 0001-0003 OU.

Crop Year	Crop	Unit #	FN/Tract/Field(s)	Acres	Production
2026	Corn	0001-0003 OU	1234-54321-01	80.0	14,400
2026	Corn	0001-0003 OU	1234-54321-02	40.0	6,000
2026	Soybean	0001-0003 OU	1234-54321-03	200.0	13,000

**Year 3:**

- (g) In 2027, the native sod acreage is still required to have a separate APH database for each crop/P/T/TMA. The insured plans to plant soybeans on the native sod acreage. The insured's applicable T-Yield remains 50 bushels an acre for soybeans and 150 bushels an acre for corn.

The databases on the left are the existing unit APH Databases, the databases on the right are the Native Sod APH Database, which will have the program indicator of "NS" applied.

Existing Units				Native Sod Acreage			
2027	NI - 003	AO - 095		2027	NI - 003	AO - 095	
SB (0081)	Unit 0001-0003 OU			SB (0081)	Unit 0001-0003 OU		EC - 001D
Year	Production	Acres	Yield	Year	Production	Acres	Yield
2021	2,800	80.0	A35				
2022	11,400	200.0	A57	2022			T50
2023	3,840	80.0	A48	2023			T50
2024	12,000	200.0	A60	2024			T50
2025	3,250	80.0	A41	2025	1,325	40.0	A33
2026	13,000	200.0	A65	2026	0	0	Z0
Rate Yield 51		Total	306 ÷ 6	Rate Yield 31		Total	183 ÷ 4 =
T-Yield 50	Approved Yield		51	T-Yield 50	Approved Yield		33

2027	NI - 003	Grain - 016		2027	NI - 003	Grain - 016	Yield Indicator - A
Corn (0041)	Unit 0001-0003 OU			Corn (0041)	Unit 0001-0003 OU		EC - 001D
Year	Production	Acres	Yield	Year	Production	Acres	Yield
2021	27,400	200.0	A137				
2022	13,840	80.0	A173	2022			T150
2023	28,400	200.0	A142	2023			T150
2024	11,840	80.0	A148	2024			T150
2025	24,400	200.0	A122	2025	0	0	Z0
2026	14,400	80.0	A180	2026	6000	40.0	A150
Rate Yield 150		Total	902 ÷ 6	Rate Yield 98		Total	600 ÷ 4 = 150
T-Yield 150	Approved Yield		150	T-Yield 150	Approved Yield		98

(h) 2027 Acreage Report for Native Sod. The native sod acreage must be reported separately by FN/Tract/Field number. The acreage must be identified by the program indicator code of "NS" and the acreage type code of insured native sod acreage.

Crop Year	Crop	Unit #	FN/Tract/Field(s)	Acres	Acreage Type	Program Indicator
2026	Soybean	0001-0003 OU	1234-54321-01	80.0	Acreage in existing unit	
2026	Soybean	0001-0003 OU	1234-54321-02	40.0	Insured native sod acreage	NS
2026	Corn	0001-0003 OU	1234-54321-03	200.0	Acreage in existing unit	

- (i) 2027 Production Report for Native Sod. The insured is required to report the production from the native sod acreage separate on the production report for unit 0001-0003 OU.

Crop Year	Crop	Unit #	FN/Tract/Field(s)	Acres	Production
2027	Soybean	0001-0003 OU	1234-54321-01	80.0	4,200
2027	Soybean	0001-0003 OU	1234-54321-02	40.0	2,000
2027	Corn	0001-0003 OU	1234-54321-03	200.0	34,000

**Year 4**

- (j) In 2028, the native sod acreage is still required to have a separate APH database for each crop/P/T/TMA. The insured plans to plant corn on the native sod acreage. The insured's applicable T-Yield remains 50 bushels an acre for soybeans and 150 bushels an acre for corn.

The APH databases on the left are the existing unit APH Databases, the APH databases on the right are the Native Sod APH Database, which will have the program indicator of "NS" applied.

Existing Units				Native Sod Acreage			
2028	NI - 003	AO - 095		2028	NI - 003	AO - 095	
SB (0081)	Unit 0001-0003 OU			SB (0081)	Unit 0001-0003 OU		EC - 001D
Year	Production	Acres	Yield	Year	Production	Acres	Yield
2021	2,800	80.0	A35				
2022	11,400	200.0	A57				
2023	3,840	80.0	A48	2023			T50
2024	12,000	200.0	A60	2024			T50
2025	3,250	80.0	A41	2025	1,325	40.0	A33
2026	13,000	200.0	A65	2026	0	0	Z0
2027	4,200	80.0	A53	2027	2,000	40.0	A50
Rate Yield 51		Total	359 ÷ 7	Rate Yield 30		Total	183 ÷ 4 = 46
T-Yield 50	Approved Yield		51	T-Yield 50	Approved Yield		33

Existing Units				Native Sod Acreage			
2028	NI - 003	Grain - 016		2028	NI - 003	Grain - 016	
Corn (0041)	Unit 0001-0003 OU			Corn (0041)	Unit 0001-0003 OU		EC - 001D
Year	Production	Acres	Yield	Year	Production	Acres	Yield
2021	27,400	200.0	A137				
2022	13,840	80.0	A173	2022			T150
2023	28,400	200.0	A142	2023			T150
2024	11,840	80.0	A148	2024			T150
2025	24,400	200.0	A122	2025	0	0	Z0
2026	14,400	80.0	A180	2026	6,000	40.0	A150
2027	34,000	200.0	A170	2027	0	0	Z0
Rate Yield 153		Total	1072 ÷ 7	Rate Yield 99		Total	600 ÷ 4 = 150
T-Yield 150	Approved Yield		153	T-Yield 150	Approved Yield		98

- (k) 2028 Acreage Report for Native Sod. The native sod acreage must be reported separately by FN/Tract/Field number. The acreage must be identified by the program indicator code of "NS" and the acreage type code of insured native sod acreage.

Crop Year	Crop	Unit #	FN/Tract/Field(s)	Acres	Acreage Type	Program Indicator
2028	Corn	0001-0003 OU	1234-54321-01	80.0	Acreage in existing unit	
2028	Corn	0001-0003 OU	1234-54321-02	40.0	Insured native sod acreage	NS
2028	Soybean	0001-0003 OU	1234-54321-03	200.0	Acreage in existing unit	

- (l) 2028 Production Report for Native Sod. The insured is required to report total production for unit 0001-0003 OU.

Crop Year	Crop	Unit #	FN/Tract/Field(s)	Acres	Production
2028	Corn	0001-0003 OU	1234-54321-01	80.0	18,200
2028	Corn	0001-0003 OU	1234-54321-02	40.0	6,400
2028	Soybean	0001-0003 OU	1234-54321-03	200.0	9,600

#### Year 5 and Subsequent Years:

- (m) In 2029, the APH databases for the existing unit and the native sod acreage are combined. The exception code "D" and program indicator code "NS" are no longer used. Below are the resulting APH Databases.



Exhibit 17D Category B Crops - Acreage Emerging from USDA Program, New Breaking, and...(Continued)

SB: Combined Acreage				Corn: Combined Acreage			
2029	NI - 003	AO - 095		2029	NI - 003	Grain - 016	
SB (0081)	Unit 0001-0003 OU			Corn (0041)	Unit 0001-0003 OU		
Year	Production	Acres	Yield	Year	Production	Acres	Yield
2021	2,800	80.0	A35	2021	27,400	200.0	A137
2022	11,400	200.0	A57	2022	13,840	80.0	A173
2023	3,840	80.0	A48	2023	28,400	200.0	A142
2024	12,000	200.0	A60	2024	11,840	80.0	A148
2025	4,575	120.0	A38	2025	24,400	200.0	A122
2026	13,000	200.0	A65	2026	20,400	120.0	A170
2027	6,200	120.0	A52	2027	34,000	200.0	A170
2028	9,600	200.0	A48	2028	19,200	120.0	A160
Rate Yield 50		Total	403 ÷ 8	Rate Yield 153		Total	1222 ÷ 8
T-Yield 50	Approved Yield		50	T-Yield 150	Approved Yield		153

(n) Crop year 2029 acres for unit 0001-0003 OU must be reported by FN/Tract/Field number.

Crop Year	Crop	Unit #	FN/Tract/Field(s)	Acres
2029	Soybean	0001-0003 OU	1234-54321-01, 02	120.0
2029	Corn	0001-0003 OU	1234-54321-03	200.0

(o) 2029 Production Report. The insured is required to report total production for unit 0001-0003 OU.

Crop Year	Crop	Unit #	FN/Tract/Field(s)	Acres	Production
2028	Corn	0001-0003 OU	1234-54321-03	200.0	39,000
2028	Soybean	0001-0003 OU	1234-54321-01,02	120.0	7,560

**Exhibit 17E Cup Applicability Chart**

The following chart illustrates when approved yields are eligible for cups, if YC is elected and the insured does not opt-out of having cup apply to an APH database.

<b>Situation</b>	<b>Eligible For Cup?</b>
New insured.	No
Carryover insured updates with most recent year's history.	Yes
Most recent year was zero planted and existing APH database contains actual history.	Yes
Most recent year was zero planted and existing APH database does not contain actual history.	No
Carryover insured provides additional years of history besides most recent.	No
Yield floor is higher than cup.	No
Published T-Yield change is less than a 10% decrease.	Yes
Published T-Yield change is greater than a 10% decrease & T-Yield(s) are needed to complete the 4-year APH database.	No
Published T-Yield change is greater than a 10% decrease & T-Yield is not needed to complete the APH database (at least 4-years of yields).	Yes
Other revisions to previously approved yields.	No
Other special cases.	No
Prior year's approved yield used yield floor.	Yes
Prior year's approved yield used yield substitution.	Yes
Prior year's approved yield used yield exclusion.	Yes
Yield exclusion applies to current year's APH database.	Yes
Yield adjustment applies to current year's APH database.	Yes

(1) Example of Added Land with Records Combined with an Existing Unit.

The following example illustrates combining an existing unit's database and added land with records into a single unit database. Both databases contain actual and/or assigned yields and cannot be further divided into OUs. The insured share-rented another farm (FSA FN) from the same landlord who was insured the previous (policy) crop year and who has an established database.

Previous (Policy) Crop Year Databases (2024) with the database on the right as Landlord A's Added Land database and the database on the left as Landlord A's Existing Unit database.

2024	UNIT 0001-0000 NI FAC Sec.10				2024	UNIT 0001-0000 NI FAC Sec.10		
Year	Prod.	Acres	Yield		Year	Prod.	Acres	Yield
2020	640	40.0	A16		2020	1,400	70.0	A20
2021	700	50.0	A14		2021	2,880	90.0	A32
2022	1,200	60.0	A20		2022	1,680	60.0	A28
2023	880	40.0	A22		2023	1,920	80.0	A24

Step	Action
1	The 2025 production report indicates for the 2023 crop year: NI FAC with 3,000 bu. production, 100.0 actual acres and a 30-bu. average yield.
2	Actual acres and production are combined.
3	The actual yields are totaled and divided by five to determine the preliminary/approved yield.

Year	Formula	Result
2020	$(640[\text{Bu}] + 1400[\text{Bu}]) \div (40.0 [\text{acres}] + 70.0[\text{acres}]) =$	19
Results	$2040 \div 110.0 =$	19
2021	$(700[\text{Bu}] + 2880[\text{Bu}]) \div (50.0 [\text{acres}] + 90.0[\text{acres}]) =$	26
Results	$3580 \div 140.0 =$	26
2022	$(1200[\text{Bu}] + 1680[\text{Bu}]) \div (60.0[\text{acres}] + 60.0[\text{acres}]) =$	24
Results	$2880 \div 120.0 =$	24
2023	$(880[\text{Bu}] + 1920[\text{Bu}]) \div (40.0[\text{acres}] + 80.0[\text{acres}]) =$	23
Results	$2800 \div 120.0 =$	23

**Exhibit 17F Recording and Maintaining SA T-Yields (Continued)**

	2025	UNIT 0001-0000		NI FAC
Step	Year	Prod.	Acres	Yield
Step 2	2020	2,040	110	A19
Step 2	2021	3,580	140.0	A26
Step 2	2022	2,880	120.0	A24
Step 2	2023	2,800	120.0	A23
Step 1	2024	3,000	30.0	A30
Step 3			Total	$122 \div 5 = 24$
			APH	24

(2) Example of Separate APH Database Required

The following example illustrates establishing current databases for a BU. The added land did not have records, exceeded cropland acreage limitations but did not exceed the 2000 cropland acreage maximum, and the RMA RO did not authorize the use of the existing unit's APH yield for the added land.

Current Crop Year Databases (2024), the database on the left is 100 percent of the existing unit, the database on the right is for the cash rented added land.

2025	UNIT 0001-0000		NI FAC		2025	UNIT 0001-0000		NI FAC
Year	Prod.	Acres	Yield		Year	Prod.	Acres	Yield
2020	2,200	55.0	A40		2020			
2021		0.0	Z		2021			T17
2022		40.5	P15		2022			T17
2023	2,520	60.0	A42		2023			T17
2024	1,210	50.0	A20		2024			T17
		Total	$117 \div 4 = 29$				Total	$68 \div 4 = 17$
		APH	29				APH	17

For the subsequent crop year, the insured provides separate production reports and requests separate OUs.

Subsequent Crop Year Databases (2025), the database on the left is 100 percent of the existing unit, the database on the right is for the cash rented added land.

2026	UNIT 0001-0001		NI FAC		2026	UNIT 0001-0002		NI FAC
Year	Prod.	Acres	Yield		Year	Prod.	Acres	Yield
2020	2,200	55.0	A40		2020			
2021		0.0	Z		2021			
2022		40.5	P15		2022			T17
2023	2,520	60.0	A42		2023			T17
2024	1,210	50.0	A20		2024			T17
2025	1,280	40.0	32		2025	3,300	150.0	A22
		Total	$149 \div 5 = 30$				Total	$73 \div 4 = 18$
		APH	30				APH	18

[Examples 2, 3, 4 do not have the applicable current crop year RYAFs. The RMA RO issues them in early March for each current crop year. Current crop year RYAFs must be used when calculating approved yields.]

(1) Instructions for Use of the Multi-Purpose Production Yield Report Worksheet

Enter each crop year's respective RYAF in col. 1 of the Multi-purpose Production and Yield Report Worksheet. If fewer than four years of production have been certified, enter the appropriate RYAF for factoring T-Yields to complete a four-year database. The factored T-Yields are also applicable in calculating Yield Floors.

When using T-Yields with the RYAF, the published T-Yield is multiplied:

- (a) by the RYAF for the crop year designated by the double asterisk in the published RYAF document for the applicable crop year [\$580 - see example]; and
- (b) by the applicable variable T-Yield percentage factor. Individual year RYAF's are not used to adjust the T-Yields except as stated above.
- (c) With an appropriate factor for deriving the variable T-Yield, YA, or Yield Floor value, substitute yields calculated according to [Part 16 Section 1](#) APH Yield Adjustment procedure are also entered in Col. 18; see also (l) below.
- (d) Representing a 100 percent share equivalent basis, enter the total dollars received (or value of, e.g., production utilized as feed, assigned yields multiplied times acres, etc.,) for each crop year in Col. 2 of the worksheet. If fewer than four-years of production have been certified, use the factored T-Yield to complete a four-year database. Do not consider a year with zero planted acres a year with actual production.
- (e) Multiply the RYAF in col. 1 times total dollars, in Col. 2, and enter the resulting product in Col. 3. Transfer the factored dollar value(s) (Col. 3) to Total Production Column on the APH form. Refer to Exh. 17 below for using a standard RYAF when calculating current crop year equivalent T-Yields.
- (f) Enter the planted acres in the Acres Column on the APH form for each crop year certified.
- (g) Divide factored dollars (Col. 16) by planted acres (Col. 17) and enter resulting quotient in the Yield Column (18) on the APH form.
- (h) Total the factored average dollar values (Col. 18) and enter the total in the Total Block (19) on the APH form.
- (i) Divide the total (Block 19) by the number of years that have yields, including T-Yields (Col. 18). Enter the result in the Preliminary Yield Block (20 (A)) on the APH form as the preliminary yield in whole dollars per acre.
- (j) To express the prior year's approved yield in current dollars-per-acre equivalent, multiply the previous year's approved yield (in dollars per acre) by the most recent year's RYAF. See block 20 (B) in (2) below, Multi-Purpose Production Report Example.

- (k) Cups, if elected, apply to carryover policies. Multiply the previous year's approved yield (in dollars per acre) by the most recent year's RYAF and 90 percent, and then compare it to the current year's preliminary yield. If necessary, apply the cup and enter the approved yield.
- (l) APH Yield Adjustment, see Part 16 Section [1](#). The substitute yield is derived by multiplying the applicable published T-Yield by the RYAF for the crop year designated within the published RYAF document by 60 percent. For crop years with double asterisk (\*\*) and prior, use the single asterisk (\*) year's factor; T-Yields for crop years AFTER the double asterisks are expressed in double asterisks year dollar equivalents and are therefore adjusted by the double asterisks year; see example (4) below.
- (m) Assigned Yield. If the insured fails to report production, and an assigned yield (75 percent of the prior year's production) is needed, then: any assigned yield should be recorded / stored as initially determined and then factored by the RYAF corresponding to the crop year grown, since that is the year the dollar amount per acre is expressed as.

**Example:** An insured's Approved yield for 2021 was 520 \$/ac.; insured fails to report timely by PRD; assigned yield of 390 \$/ac. (75 percent of 520) is assigned and stored in the APH Database; the 390 \$/ac. is factored in subsequent crop years by the RYAF corresponding to the 2021 crop year.

- (n) For Production and Yield Reports for carryover policies, actual dollars are entered in the column labeled "total dollars."
- Final factored average dollar per acre is calculated by dividing "total dollars" by "planted acres" and multiplying times the RYAF. The resulting value is entered in the column labeled "average value."
- (o) It is necessary to convert the approved yield from dollars per acre (\$/A) to pounds per acre (#/A) for entry on the acreage report. Divide the approved yield by the contract price(s) per pound. A separate line entry is required for each different contract price.

**Note:** When performing mathematical calculations within a year, round only at the completion of all calculations for the given year (including (k) above).

(2) Multi-Purpose Production Report Example

Use this worksheet to determine the factored production to be entered on the APH database.

**Exhibit 17G Special APH Instructions for Contract Seed Beans and Contract Seed Peas (Continued)**

**Example:** Magic Valley Idaho producer of Contract Seed Beans

Crop Year	1	2	3	4	5	6
	RYAF	TOT \$	FAC \$			
20XX	1.47	9,450	13,892			
20XX	1.46	10,580	15,447			
20XX	1.39	----	----			
20XX	0.99	21,027	20,817			
Factored T-Yield	**1.58	T-580	F916			

6 CROP Dry Beans (0047)	7 SECTION 36		15 CROP YEAR	16 TOTAL PRODUCTION *	17 ACRES	18 YIELD	
PRACTICE IRR. (002)	TWNSHP	10S					
TYPE C.S.B. (062)	RANGE	10W					
UNIT NO. 0002-0000	LAND OTHER COUNTY YES NO						
8 OTHER PERSON(S)		FSA FN					
NONE		1001					
9 RECORD TYPE:	CROP YEAR:		20XX		**2002 RYAF	F916	
PRODUCTION SOLD/COMMERCIAL STORAGE ON FARM STORAGE, RECORDED BIN MEASUREMENT LIVESTOCK FEEDING RECORDED APPRAISAL FSA LOAN RECORD OTHER NUMBER OF TREES OR VINES DY = 580 \$/Ac. 2002 equiv.			20XX	13892	15.0	A926	
			13 RMA YIELD:	20XX	15447	14.0	A1103
				20XX			Z
				20XX	20817	25.8	A807
							19 TOTAL 3752
			10 PROCESSOR NUMBER/NAME  *Factored \$ Production	11 OTHER  Contract Prices .50, .60 (if available)	14 TRANSITIONAL YIELD: DY= 580 (1.58)= F916	20 (A) PRELIMINARY YIELD 938  20 (B) PRIOR YIELD 968 968 x 0.99 (2008 RYAF) = 958	

**Exhibit 17G Special APH Instructions for Contract Seed Beans and Contract Seed Peas (Continued)**
**(3) APH, CSA (Contract Seed Beans) Example**

XXXX Dry Beans (047)

Production Report

NAME: <u>GARDENSEED GROWER</u> ADDRESS: <u>RR # 1</u> TOWN, ST. ZIP PHONE: <u>(XXX)-XXX-XXXX</u> (Magic Valley Idaho Example)			ANY AGENT 99 ANY <u>AP</u> 999 POLICY: XX-XXX-XXXXX SSN/Tax No.: XXX-XX-XXXX		
SERVICE OFFICE: C. I. AGENT <u>AGENT CODE: XXXXXXXX</u> ADDRESS: 101 N. Main St. Town, St. Zip COMPANY: INS. AGENCY INC. COMPANY CODE: XXXXX					
UNIT No. – 0002-0000			FSA FN: XXXX		
LEGAL DESCRIPTION: W½ 36 10s 16E OTHER ENTITY: NONE PROCESSOR NUMBER/NAME: PRACTICE: IRRIGATED (002) TYPE: CONTRACT SEED (062)					
CROP YEAR	REF YEAR ADJ FACTOR	TOTAL DOLLARS	FACTORED DOLLARS	PLANTED ACRES	FACTORED AVERAGE VALUE
XXXX	1.53				
XXXX	1.61				
XXXX	0.61				
XXXX	0.58				
XXXX	1.54				
XXXX	1.53			0.0	F916
XXXX	1.47	9450	13892	15.0	A926
XXXX	1.46	10580	15447	14.0	A1103
XXXX	1.39	0	0	0.0	Z
SUBTOTAL					
XXXX	0.99	21027	20817	25.8	A807
AREA: TOTAL OF AVERAGE YIELDS TRANSITIONAL YIELD: \$580/A PRIOR APPROVED <u>APH YIELD</u> <u>X RYAF</u> = (1.58): 916 PRELIMINARY YIELD: 938					3752  APP. <u>APH YIELD</u> 938

For this example, the T-Yield is \$580 per acre. The factored T-Yield is determined by multiplying the published T-Yield by the RYAF designated with the double asterisk on the RYAF document issued for the applicable crop year (since the published T-Yields are expressed in dollar equivalents for the designated crop year). The factored T-Yield shown in this example is determined as follows: T-Yield (\$580/Acre × RYAF (1.58)) = a factored T-Yield of \$916. The factored T-Yield is then multiplied by the applicable variable T-Yield percentage factor.



**Exhibit 17G Special APH Instructions for Contract Seed Beans and Contract Seed Peas (Continued)**

Example of 20XX Reference (Base) Year Adjustment Factors for Contract Seed (Wrinkled) Dry Peas

	<b>Crop Year</b>	<b>Columbia Basin</b>	<b>Palouse</b>	<b>Blue Mts. WA/OR</b>	<b>Treasure Valley</b>	<b>Magic Valley &amp; South East Idaho</b>
	85	2.08	2.06	1.85	-	2.28
	86	2.14	2.07	1.87	-	2.41
*	87	2.13	2.10	1.98	-	2.50
	88	2.13	2.12	1.99	-	2.51
	89	1.79	1.86	1.74	-	2.15
	90	1.75	1.83	1.71	-	2.08
	91	1.82	1.81	1.74	-	2.18
	92	1.94	1.94	1.83	-	2.27
	93	1.82	1.80	1.75	-	2.19
	94	1.91	1.93	1.83	-	2.30
	95	1.80	1.79	1.73	-	2.13
	96	1.66	1.67	1.63	-	1.91
	97	1.69	1.67	1.63	-	2.00
	98	1.74	1.73	1.68	-	1.98
	99	1.86	1.88	1.81	-	2.11
	00	1.98	2.02	1.93	-	2.21
	01	1.95	2.03	1.92	-	2.24
**	02	1.90	1.98	1.87	-	2.15
	03	1.71	1.74	1.68	-	1.87
	04	1.69	1.72	1.66	-	1.83
	05	1.76	1.81	1.71	-	1.89
	06	1.88	2.01	1.85	-	1.97
	07	1.52	1.56	1.50	-	1.68
	08	0.90	0.92	0.88	-	0.99

**Exhibit 17G Special APH Instructions for Contract Seed Beans and Contract Seed Peas (Continued)**

Example of 20XX Reference (Base) Year Adjustment Factors for Contract Seed (BVGS) Dry Beans

	<b>Crop Year</b>	<b>Columbia Basin</b>	<b>Palouse</b>	<b>Blue Mts. WA/OR</b>	<b>Treasure Valley</b>	<b>Magic Valley &amp; South East Idaho</b>
	85	2.28	-	-	2.21	2.19
	86	2.33	-	-	2.31	2.25
*	87	2.27	-	-	2.37	2.30
	88	2.11	-	-	2.24	2.20
	89	1.62	-	-	1.66	1.64
	90	1.59	-	-	1.55	1.52
	91	1.64	-	-	1.71	1.70
	92	1.79	-	-	1.82	1.81
	93	1.66	-	-	1.73	1.72
	94	1.67	-	-	1.76	1.70
	95	1.62	-	-	1.64	1.60
	96	1.48	-	-	1.48	1.41
	97	1.45	-	-	1.51	1.45
	98	1.45	-	-	1.53	1.48
	99	1.51	-	-	1.58	1.53
	00	1.60	-	-	1.67	1.61
	01	1.61	-	-	1.66	1.61
* *	02	1.58	-	-	1.61	1.58
	03	1.56	-	-	1.6	1.54
	04	1.55	-	-	1.57	1.53
	05	1.49	-	-	1.5	1.47
	06	1.49	-	-	1.5	1.46
	07	1.43	-	-	1.44	1.39
	08	1.01	-	-	1.03	0.99

(\*) Use for factoring 2002 &amp; prior Determined Yields

(\*\*) Use for factoring current Determined Yields

Columbia Basin Counties: Gilliam, Morrow - OR, Adams, Franklin, Grant, Lincoln - WA

Blue Mts. OR/WA Counties: Umatilla, Union - OR, Asotin, Columbia, Garfield, Walla Walla - WA

Magic Valley Counties: Blain, Cassia, Elmore, Gooding, Jerome, Lincoln, Minidoka, Twin Falls - ID

Palouse Counties: Benewah, Clearwater, Idaho, Kootenai, Latah, Lewis, Nez Perce - ID, Spokane, Stevens, Whitman - WA

Treasure Valley Counties: Ada, Canyon, Owyhee, Payette, Washington - ID, Malheur - OR

S.E. Idaho Counties: Bannock, Bingham, Bonneville, Butte, Clark, Franklin, Fremont, Jefferson, Madison, Power - ID

**Exhibit 17H Green Pea Example**

I. M. Insured certified 10 years of production which included the contract price. The total production was determined by dividing the dollars received by the contract price for the tenderometer reading or sieve size shown on the actuarial table for the type of green peas on the unit. For the Dry Peas column, Dry pea production harvested from green pea acreage was added to the green pea production. Below is the Green Pea Multipurpose Production and Yield Worksheet, and below that is the resulting APH Database.

	1	2	3	4	5	6
Crop year	Dollars Received for Crop	Contract Price for the TR Sieve number	Adjusted Production	Lbs. Dry Peas ÷ .60	Total Production	
2015	4,783.80	0.05950	80,400		80,400	
2016	2,565.00	0.06000	42,750		42,750	
2017	4,559.75	0.06100	74,750		74,750	
2018	4,875.00	0.06250	78,000		78,000	
2019	2,929.50	0.06300	46,500		46,500	
2020	7,010.29	0.07105	98,667	17,133	115,800	
2021	5,859.97	0.07145	82,015		82,015	
2022	7,686.00	0.07000	109,800		109,800	
2023	4,623.00	0.06900	67,000		67,000	
2024	2,930.00	0.05860	50,000		50,000	

## Resulting APH Database

Insured's Name and Address: I.M. Insured Street State, Zip Phone Number: (XXX) XXX-XXXX Identification Number: XXX-XX-XXXX		Required Field Review: (check one) Yes <input type="checkbox"/> No <input type="checkbox"/> Required Inspection: (check one) Yes <input type="checkbox"/> No <input type="checkbox"/> AIP Name and Address: I.M. Company Street State, Zip		Agent Name and Address: I.M. Agent Street State, Zip Phone Number: (XXX) XXX-XXXX Agent Code: XXXXXXXX			
Policy Number: XX-XXX-XXXX		State: Insured State (XX)		County: Insured County (XXX)			
Practice: I (002)			Type: S (097)				
Irr. Practice:	Cropping Practice:	Organic Practice:	Interval:	Commodity Type:	Class:	Sub-class:	Intended use:
Crop Year: 20YY		Crop Year		Total Production	Acres	Yield	
Crop: Green Peas (0064)		20YY		80,400	30.0	A2,680	
		20YY		42,750	15.0	A2,850	
Unit Number: 0001-0000		20YY		74,750	25.0	A2,990	
		20YY		78,000	30.0	A2,600	
		20YY		46,500	15.0	A3,100	
Others sharing in crop:		20YY		115,800	40.5	A2,859	
		20YY		82,015	25.2	A3,255	
Land Description: Section: XX Township: XXXX Range: XXXX Other Land Identifier:		20YY		109,800	30.0	A3,660	
		20YY		67,000	20.0	A3,350	
		20YY		50,000	20.0	A2,500	
		Average Yield: 2984		Total:		29,844	
				Approved APH Yield:		2,984	
FSA Farm Number: XXXX		Preliminary Yield: 2984		Rate Yield:			
Tract Number: XXXXX				Prior Year Yield:			
Field Number: XX		T-Yield: 2800		Other:			
Cropland Acres: XXX		Yield Indicator:					

**Exhibit 171 Potato Example**

In this example, I. M. Insured certified the prior year's production. They had 20.0 acres of potatoes that made 4,761 CWT (238 CWT per acre). The verifier updated I. M. Insured's database. I. M. Insured has an approved yield of 343 CWT at the applicable percentage factor for the current crop year.

**POTATOES MULTIPURPOSE PRODUCTION AND YIELD WORKSHEET**

	1	2	3	4	5	6
CROP YEAR	FRESH % NO. 1	FRESH % NO. 2 OR BETTER	PROCESSING % NO. 1	PROCESSING % NO. 2 OR BETTER		
2021	DP-50	DP-60	DP-50	DP-85		
2022	DP-50	DP-60	DP-50	DP-85		
2023	DP-50	DP-60	DP-50	DP-85		
2024	DP-50	DP-60	DP-50	AAP-92		
Average	50	60	50	87		

DP = Default Percentage from Actuarial Document. Not applicable to CAT.

AAP = Average Actual Percentage.

RESULTING APH DATABASE							
Insured's Name and Address: I.M. Insured Street State, Zip Phone Number: (XXX) XXX-XXXX Identification Number :XXX-XX-XXXX			Required Field Review: (check one) Yes <input type="checkbox"/> No <input type="checkbox"/> Required Inspection: (check one) Yes <input type="checkbox"/> No <input type="checkbox"/> AIP Name and Address: I.M. Company Street State, Zip		Agent Name and Address: I.M. Agent Street State, Zip Phone Number: (XXX) XXX-XXXX Agent Code: XXXXXX		
Policy Number: XX-XXX-XXXX			State: Insured State (XX)		County: Insured County (XXX)		
Practice: I (002)				Type: Group A (161)			
Irr. Practice:	Cropping Practice:	Organic Practice:	Interval:	Commodity Type	Class:	Sub-class:	Intended use:
Crop Year: 20YY		Crop Year	Total Production	Acres	Yield		
Crop: Potatoes (0084)		20YY	0	0	0		
		20YY	3890	10.0	A	389	
Unit Number: 0001-0000		20YY	8120	20.0	A	406	
		20YY	8340	20.0	A	417	
		20YY	7260	20.0	A	363	
Others sharing in crop:		20YY	7360	20.0	A	368	
		20YY	5187	18.0	A	288	
Land Description:		20YY	5390	18.0	A	299	
Section: XX		20YY	6306	20.0	A	315	
Township: XXXX		20YY	4761	20.0	A	238	
Range: XXXX		Average Yield:	Total:			3083	
Other Land Identifier:		Approved APH Yield:			343		
FSA Farm Number: XXXX		Preliminary Yield: 343	Rate Yield:				
Tract Number: XXXXX		T-Yield: 320	Prior Year Yield:				
Field Number: XX		Other:					
Cropland Acres: XXX							
		Yield Indicator:					

## Exhibit 17J Forage Production Underwriting Report

---

The forage CP provide that insurance will not attach on any acreage that does not have an adequate stand at the beginning of the insurance period. An adequate stand for forage containing 60 percent or more alfalfa will be the minimum required number of live alfalfa stems per square foot that are two inches or greater in height; or for forage containing less than 60 percent alfalfa, it will be the normal planting density.

The purpose of the Forage Production Underwriting Report is to identify each field and to certify basic information needed to determine type classification, unit structure, and insurability of the stand (age of stand and adequacy of stem or plant count). This information will be used to update the APH form before requesting an Approved yield for the upcoming crop year, and also to complete the acreage report:

- (1) All insureds must complete the Forage Production Underwriting Report for each field of forage production and submit a copy of the report to the AIP before insurance attaches.
- (2) Crop inspections, if needed, are made before the calendar date for the beginning of the insurance period.
- (3) If a Claim for Indemnity was filed the preceding crop year and an adequate stand was determined, the Claim for Indemnity Report will be used to determine insurability.

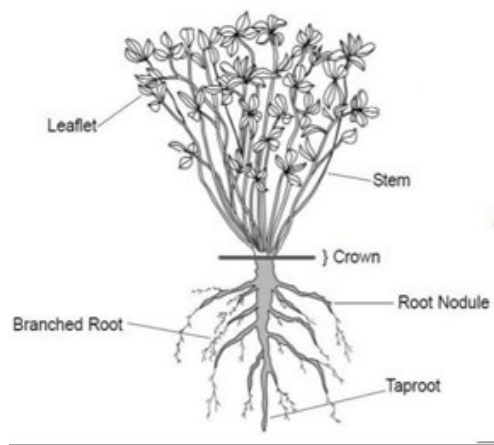
If the insured does not complete the Forage Production Underwriting Report, or does not complete in an acceptable manner, AIPs must obtain the required information or deny coverage for the crop year. If the crop is damaged prior to application or the date insurance should have attached, the insurance does not attach.

## Exhibit 17K Stem Count Information

---

An alfalfa stem is the large growth from the crown of the plant. Healthy plants have multiple stems. Research has shown that stem count is a more accurate method of estimating the potential yield than plant counts. The Forage Production plan moves from plant counts to stem counts as this is a more reliable method for estimating alfalfa yield potential. The Adequate Stand (Stem Count) Method is used for forage types that contains 60 percent or more alfalfa. This method counts the number of live alfalfa stems rather than live plants.

The diagram below is an example of what is considered a stem on an alfalfa plant. Measuring stem count involves taking samples and counting only those stems that are over 2 inches tall (i.e., tall enough to be harvested by a mower) within a square foot measure. This information will assist when filling out the FUR.



## Exhibit 17L Elements and Information Required for Forage Production Underwriting Report

---

- (1) Insured's Name  
The name of the insured applying for the coverage.
- (2) State  
State name where insured forage production is located.
- (3) County  
County name where insured forage production is located.
- (4) Crop Year  
4-digit crop year, as defined in the policy.
- (5) Policy Number  
Insured's policy number.
- (6) Unit Number  
Unit number.
- (7) FSA FN/Field ID  
The FSA farm number and Field ID.
- (8) Legal Description Sec/Twp/Rng  
The legal description; Section, Township, and Range where forage production is located.
- (9) Acres  
Total acres in field/subfield.
- (10) Share  
Insured's share in the unit.
- (11) Shareholder/Farm Name  
The name of the shareholder, if the insured's interest is less than 1.000 (100 percent).
- (12) Date Seeded M/DY  
The month, day, and year the forage was seeded (land completely broken up and reworked).

(13) Percent of ground cover, Alf/Clover/Other

The percentage of the ground cover that is alfalfa, clover, or other insurable grass as determined by visual inspection. This is to be completed if the SP define a type as specified in terms of percentage of ground cover.

(14) Forage Stems Per Sq. Ft. (Only completed when percent alfalfa is 60 percent or more.)

The number of alfalfa stems per square foot. Calculate using the following steps:

- Step 1:** Select representative samples from each field or subfield. If the field/subfield consists of: 0.1-10.0 acres, select a minimum of three samples; 10.1-40.0 acres, select a minimum of 4 samples; add one additional sample for each additional 40.0 acres (or fraction thereof) in the field/subfield.
- Step 2:** Select a sample size (area in square feet, e.g., 1 square foot or 2 square feet, etc.) for all samples in the field/subfield. Identify samples in representative areas throughout the field (examples of measuring devices are contained in the FCIC-25165 Forage Production Loss Adjustment Standards Handbook).
- Step 3:** Count number of insurable live alfalfa stems (stems over 2 inches) within each sample area. Compute average number of stems/square foot (total number of stems divided by total number of square feet for all samples within a field/subfield).
- Step 4:** Enter separate stem counts for each type that applies.

(15) Forage Plants Per Sq. Ft. (Only completed when percent alfalfa is less than 60 percent.)

The number of forage plants per square foot. Calculate using the following steps:

- Step 1:** Select representative samples from each field or subfield. If the field/subfield consists of: 0.1-10.0 acres, select a minimum of three samples; 10.1-40.0 acres, select a minimum of 4 samples; add one additional sample for each additional 40.0 acres (or fraction thereof) in the field/subfield.
- Step 2:** Select a sample size (area in square feet, e.g., 1 square foot or 2 square feet, etc.) for all samples in the field/subfield. Identify samples in representative areas throughout the field (examples of measuring devices are contained in the FCIC-25165 Forage Production Loss Adjustment Standards Handbook).
- Step 3:** Count number of insurable live forage plants (alfalfa, clover or other insurable types shown on the AD, but not including grass plants) within each sample area. Compute average number of plants/square foot (total number of plants divided by total number of square feet for all samples within a field/subfield).
- Step 4:** Enter separate plant counts for each type that applies.



**Exhibit 17L Elements and Information Required for Forage Production Underwriting Report (Continued)**

---

(16) Crop Practice

Enter irrigated or non-irrigated.

(17) Plants Other Than Forage

List other significantly occurring plants, i.e., grasses, such as brome grass or orchard grass; or weeds, such as cheat grass or kochia.

(18) Uninsurable Acres

The number of acres based on the seeding date and stand information, rounded to tenths of an acre (overage or inadequate stand).

(19) Acres Seeded With Another Crop

List the acreage that has been seeded with another crop different than those listed on this form.

(20) Remarks

Any special information that clarifies items on this form.

(21) Insured's Signature

The insured must sign this form.

(22) Date

Date the insured signs this form.

(23) Agent's Signature

Signature of agent after the insured has signed.

(24) Agent's Code

Code number of Agent.

(25) Date

Date the agent signs this form.

Exhibit 17M Forage Production Underwriting Report Example

INSURED'S NAME I. M. Insured							STATE XX					COUNTY XXX		CROP YEAR 2021		POLICY XXXXXXXX			
Unit Number	FSA FN/ Field ID	Legal Description Sec/Twp/Rng		Acres	Share	Shareholder/ Farm Name	Date Seeded Mo/Yr	Forage Plants Per Sq. Ft. Alf/Clover/Other			Stems Per Sq. Ft.	% of Ground Cover Alf/Clover/Other			Crop Practice	Plants Other Than Forage			
0001-0001	1204 - 10,11	13	023N 004W	34.7	1.0		05/19/17	7.0			47	0.60		0.10	Alfalfa - NI	Brome			
0001-0001	1204 - 12	13	023N 004W	12.3	1.0		05/02/18	10.0			44	0.70		0.10	Alfalfa - NI	Brome			
0001-0001	1204 - 2, 3, 4, 9	13	023N 004W	23.6	1.0		05/030/13	3.0				0.30		0.20	Alfalfa - NI	Brome			
0001-0001	1204 - 13	13	023N 004W	27.9	1.0		05/18/19	16.0	3.0			0.80	0.20	Red Clover - NI	Grass				
0001-0002	1204 - 14	14	024N 004W	4.9	1.0		05/19/19	14.0			57	0.90			Alfalfa - NI				
0001-0002	1204 - 16, 17	14	024N 004W	22.8	1.0		05/01/16	9.0	4.0			0.60	0.40	Red Clover - NI	Grass				
0001-0002	1204 - 15	14	024N 004W	8.9	1.0		05/01/18	9.0	4.0			0.60	0.40	Red Clover - NI	Grass				
Uninsurable Acres Line 3 over age 23.6, Line 6 over age 22.8 = 46.4 total uninsurable							Acres Seeded With Another Crop												
		Remarks																	
Insured's Signature						Date XX/XX/XXXX						Agent's Signature				Agent's Code XXXXXX		Date XX/XX/XXXX	

**Exhibit 17N Applicable Native Sod Crops**

- (1) The crops listed below are applicable to the provisions under the 2014 Farm Bill (native sod acreage tilled from February 8, 2014, to December 20, 2018), as identified.

- (a) The following annual crops are applicable to the reduction in premium subsidy and the reduction in yield guarantee does not apply:

Annual Forage	Chile Peppers	Fresh Market Sweet Corn
Fresh Market Tomatoes*	Hybrid Corn Seed	Hybrid Sorghum Seed
Peppers		

\*For the Dollar Amount of Insurance plan only.

- (b) The following annual crops are applicable to both the reduction in premium subsidy and the reduction in yield guarantee:

Barley	Buckwheat	Burley Tobacco
Cabbage	Camelina	Canola
Cigar Binder Tobacco	Cigar Filler Tobacco	Cigar Wrapper Tobacco
Corn	Cotton	Cotton Extra Long Staple
Cucumbers	Cultivated Wild Rice	Dark Air Tobacco
Dry Beans	Dry Peas	Fire Cured Tobacco
Flax	Flue Cured Tobacco	Fresh Market Beans
Fresh Market Tomatoes**	Grain Sorghum	Green Peas
Maryland Tobacco	Millet	Mustard
Oats	Onions	Peanuts
Popcorn	Potatoes	Processing Beans
Pumpkins	Rice	Rye
Safflower	Sesame	Silage Sorghum
Soybeans	Strawberries	Sugar Beets
Sugarcane	Sunflowers	Sweet Corn
Sweet Potatoes	Tomatoes	Triticale
Wheat		

\*\*For the APH plan of insurance only.

- (2) Under the 2018 Farm Bill (native sod acreage tilled December 21, 2018, and later), all insurable crops are subject to the reductions in benefits. For crops that do not have a yield guarantee, only the reduction in premium subsidy applies. For crops that do have a yield guarantee, both the reduction in premium subsidy and reduction in yield guarantee apply.
- (3) For crops insured under ARPI, the protection factor is limited to 65%.
- (4) For crops insured under the Rainfall and Vegetation Index Plan, the productivity factor is limited to 65%.

# Exhibit 18A Apples Examples

Use the following PAW and the Actuarial Document on the Following Page to work through Examples 1-3 that follow.

PAW (Perennial Crops)				Name:				Policy No.:	Unit No.:	Crop:	State:
PRODUCER'S PRE-ACCEPTANCE WORKSHEET)				I. M. INSURED				XXXX	0001-0001	APPLES	CO
				Legal Description:				Crop Year:	County:	FSA FN/TRACT/FIELD:	
				Sec. 31 T10N R50W				20YY	Montrose	8912	
Block No.	Mo/Year Planted or Grafted	Acres	Variety	Type	Number of Plants	Plant Spacing	Plant Pattern	Percent Stand	Density	Practice IRR/NI	Insurable or Uninsurable
001	04/1992	2.2	GOLDEN DEL	111	475	10X20	S	99	218	IRR	INS
002	04/1992	3.2	RED DEL	111	690	10X20	S	99	218	IRR	INS
003	03/1999	1.7	GOLDEN DEL	111	371	10X20	S	100	218	IRR	INS
004	03/1999	0.7	RED DEL	111	153	10X20	S	100	218	IRR	INS
005	05/2000	1.4	GOLDEN DEL	111	305	10X20	S	100	218	IRR	INS
006	05/2000	3.8	RED DEL	111	692	12X20	S	100	182	IRR	INS
007	04/2006	5.3	GALA	111	1,802	8X16	S	100	340	IRR	INS
TOTALS:		18.3			4,488						

Exhibit 18A Apple Examples (Continued)

T-Yield

Year: 20YY                                      Commodity: Apples (0054)    State: Colorado (08)  
Data: Released                                      Plan: APH (90)                                      County: Montrose (085)

Types / Practices	
Type	Fresh 111
Practice	Irrigated 002
Type/Practice # (T/P #)	T/P 1

Transitional Yield And YA Substitution Table (BU)

T/P #	Density		Characteristic Name	Leaf Year	Sub County	20YY	20YY	20YY	20YY	
	Low	High								
T/P 1	152	299		6		200.00	200.00	200.00	200.00	
				7		225.00	225.00	225.00	225.00	
				8		255.00	255.00	255.00	255.00	
				9		295.00	295.00	295.00	295.00	
				10		345.00	345.00	345.00	345.00	
				11		380.00	380.00	380.00	380.00	
				12		410.00	410.00	410.00	410.00	
				13		445.00	445.00	445.00	445.00	
				14		470.00	470.00	470.00	470.00	
				15		500.00	500.00	500.00	500.00	
				16		500.00	500.00	500.00	500.00	
				17		500.00	500.00	500.00	500.00	
				18		500.00	500.00	500.00	500.00	
				19		500.00	500.00	500.00	500.00	
				20+		500.00	500.00	500.00	500.00	
	300	599		5		200.00	200.00	200.00	200.00	
				6		335.00	335.00	335.00	335.00	
				7		425.00	425.00	425.00	425.00	
				8		485.00	485.00	485.00	485.00	
				9		520.00	520.00	520.00	520.00	
				10		535.00	535.00	535.00	535.00	
				11		555.00	555.00	555.00	555.00	
				12		575.00	575.00	575.00	575.00	
				13		600.00	600.00	600.00	600.00	
				14		600.00	600.00	600.00	600.00	
				15		600.00	600.00	600.00	600.00	

**Exhibit 18A Apple Examples (Continued)**

**Example 1:** The insured certified production reports for 5 years for blocks 001 - 007. Since the insured did not elect YA, YE or YC, the approved yield is a simple 5-year average of actual yields certified for each crop year. If the insured needs a T-Yield, such as YA or to complete 4 years in the APH base period, a Weighted Average Age/Density Worksheet must be prepared to determine the weighted average age and density, since the blocks are different ages and densities. See Example 2.

<b>CROP APPLES</b> (054)  <b>PRACTICE IRR. (002)</b>  <b>TYPE</b> 111  <b>UNIT NO.</b> 0001-0001	<b>SECTION</b> 31  <b>TWNSHP</b> 10N  <b>RANGE</b> 50W  <b>LAND OTHER COUNTY</b> YES NO	<b>CROP YEAR</b>	<b>TOTAL PROD.</b>	<b>AC.</b>	<b>YIELD</b>
<b>OTHER ENTITY (IES)</b>  NONE		<b>FSA FARM NO.</b> 8912			
<b>RECORD TYPE:</b> <b>CROP YEAR:</b> 20YY  PRODUCTION SOLD/COMMERCIAL STORAGE ON FARM STORAGE, RECORDED BIN MEASUREMENT LIVESTOCK FEEDING RECORDED APPRAISAL FSA LOAN RECORD OTHER  NUMBER OF TREES OR VINES 4,488		<b>CROPLAND</b>	20YY	8,346	18.3 A456
			20YY	9,050	18.3 A495
		<b>TMA</b>	20YY	4,075	18.3 A223
			20YY	8,750	18.3 A478
		<b>T-YIELD</b>	20YY	10,550	18.3 A577
					<b>TOTAL</b> 2,229
<b>PROCESSOR NUMBER/NAME</b>  Any Processor	<b>OTHER (AVERAGE)</b>  446	<b>PRELIMINARY YIELD</b>  446		<b>APPROVED APH YIELD</b>  446 bu./Acre for 18.3 Acres (For Verifier use only)	
		<b>PRIOR YIELD</b>			

**Exhibit 18A Apple Examples (Continued)**

**Example 2:** Since the blocks are different ages and densities, a Weighted Average Age/Density Worksheet is prepared to determine the applicable YA value for each crop year in the APH database. Below is an example of a Weighted Average Age/Density Worksheet.

<b>Name:</b>	I.M. INSURED	<b>Policy:</b>	XXXXXX	<b>Crop Year:</b>	2011		
<b>Crop:</b>	APPLES	<b>Variety/Other:</b>	N/A	<b>Unit Number:</b>	0001-0001		
<b>Practice:</b>	002	<b>State:</b>	CO	<b>Legal Description:</b>	Sec. 31 T10S R50W		
<b>Type:</b>	111	<b>County:</b>	MONTROSE	<b>FSA FN/ Tract/Field</b>	8912		
<b>Block</b>	<b>Month/ Year</b>	<b>Set Out Years</b>	<b>Acres</b>	<b>Set Out Year Extensions</b>	<b>DENSITY</b>	<b>Acres</b>	<b>Density Extensions</b>
001	04/1992	1992	2.2	4,382.4	218	2.2	479.6
002	04/1992	1992	3.2	6,371.4	218	3.2	697.6
003	03/1999	1999	1.7	3,398.3	218	1.7	370.6
004	03/1999	1999	0.7	1,399.3	218	0.7	152.6
005	05/2000	2000	1.4	2,800.0	218	1.4	305.2
006	05/2000	2000	3.8	7,600.0	182	3.8	691.6
007	04/2006	2006	5.3	10,631.8	340	5.3	1,802.0
		Totals:	18.3	36,583.2	Totals:	18.3	4,499.2
		Weighted Average Set Out Year	1999 W	Weighted Average Density	246		

Transitional Yield Calculation:  $(2011 - 1999 \text{ W} + 1) = 13\text{th leaf year}$ . From the AD, 246 trees/acre at 13th leaf year = T-Yield of 445 for 2011.

A Weighted Average Age/Density Worksheet is used to determine the weighted average set out year and density. The worksheet may be used to determine the applicable YA when elected by the insured.

The T-Yield Calculation for the current crop year is  $2011 - 1999 \text{ "W" weighted average year} + 1 = 16\text{th leaf}$  then from the AD 246 trees/acre at 16th leaf year = T-Yield of 500;

**Example 2: (Continued)**

For each preceding year in the APH database, for YA only, the leaf year must be reduced by one year and the applicable leaf year T-Yield is then used for YA purposes:

2010 15th leaf T-Yield = 500;

2009 14th leaf T-Yield = 470;

2008 13th leaf T-Yield = 445;

2007 12th leaf T-Yield = 410; and

2006 11th leaf T-Yield = 380.

YA is 60% of the applicable leaf year T-Yield.

Since no yield in the APH Database, contained in Example 1, is less than 60% times the applicable weighted average T-Yield above, YA is not applicable to the APH database.



**Exhibit 18A Apple Examples (Continued)**

**Example 3:** The insured has certified 3 years of acreage and production for blocks 001 - 007. Standard APH procedures apply and the approved yield is based on a simple average consisting of the three actual years (total production divided by total acreage for each year) and one 100% variable T-Yield. As the blocks are of different ages and densities a Weighted Average Age/Density Worksheet is required to determine the applicable T-Yield for mixed age and density.

CROP APPLES (054)	SECTION 31	CROP YEAR	TOTAL PRODUCTION	ACRES	YIELD
PRACTICE IRR. (002)	TWNSHP 10N				
TYPE 111	RANGE 50W				
UNIT NO. 0001- 0001	LAND OTHER COUNTY YES NO				
OTHER ENTITY (IES)		FSA FN 123			
NONE					
RECORD TYPE:	CROP YEAR: 20YY	CROPLAND			
					T445
PRODUCTION SOLD/COMMERCIAL STORAGE ON FARM STORAGE, RECORDED BIN MEASUREMENT LIVESTOCK FEEDING RECORDED APPRAISAL FSA LOAN RECORD OTHER		Area Classification	20YY	4,075	18.3
			20YY	8,750	18.3
			20YY	10,550	18.3
NUMBER OF TREES OR VINES 4,495		14 TRANSITIONAL YIELD: 445 W			19 TOTAL 1,723
PROCESSOR NUMBER/NAME	OTHER (Average)	(A) PRELIMINARY YIELD	APPROVED APH YIELD		
	445	431	431 bu./Acre for 18.3 Acres		
Any Processor		(B) PRIOR YIELD	(For Verifier use only)		

**Exhibit 18A Apple Examples (Continued)**

For unit 0001-0001 in Example 3 a Weighted Average Age/Density Worksheet is calculated to determine the weighted average set out year and average density for reporting purposes. A Weighted Average Age/Density Worksheet may be prepared if the insured elects YA in order to determine the weighted average age and density, since the blocks are of different ages and densities. Below is an example of a Weighted Average Age/Density Worksheet.

<b>Name:</b>	I.M. INSURED	<b>Policy:</b>	XXXXXX	<b>Crop Year:</b>	2011		
<b>Crop:</b>	APPLES	<b>Variety/Other:</b>	N/A	<b>Unit Number:</b>	0001-0001		
<b>Practice:</b>	002	<b>State:</b>	CO	<b>Legal Description:</b>	Sec. 31 T10S R50W		
<b>Type:</b>	111	<b>County:</b>	MONTROSE	<b>FSA FN/ Tract/Field</b>	8912		
<b>Block</b>	<b>Month/ Year</b>	<b>Set Out Years</b>	<b>Acres</b>	<b>Set Out Year Extensions</b>	<b>DENSITY</b>	<b>Acres</b>	<b>Density Extensions</b>
001	04/1992	1992	2.2	4,382.4	218	2.2	479.6
002	04/1992	1992	3.2	6,374.4	218	3.2	697.6
003	03/1999	1999	1.7	3,398.3	218	1.7	370.6
004	03/1999	1999	0.7	1,399.3	218	0.7	152.6
005	05/2000	2000	1.4	2,800.0	218	1.4	305.2
006	05/2000	2000	3.8	7,600.0	182	3.8	691.6
007	05/2006	2006	5.3	10,631.8	340	5.3	1,802.0
		TOTALS:	18.3	36,586.2	TOTALS:	18.3	4,499.2
		Weighted Average Set Out Year	1999 W	Weighted Average Density	246		

TRANSITIONAL YIELD: Calculation - (2011 - 1999 W + 1) = 13th leaf year from the actuarial document 246 trees/acre at 13th leaf year = T-Yield of 445 for 2011

T-Yield for 2010 12th leaf =  $410 \div$  T-Yield for 2009 11th leaf =  $380 \div$  T-Yield for 2009 10th leaf = 345

**Exhibit 18B Peaches PAW Examples**

Use the following information from the PAW for Fresh (101) Type Peach examples.

<b>PAW (Perennial Crops)</b>  <b>PRODUCER'S PRE-ACCEPTANCE WORKSHEET</b>				Applicant's Name:		Policy No.:		Unit No.:		Crop:		State:	
				I. M. INSURED		XXXX		0001-0001		PEACHES		AL	
				Legal Description: XXXXXXXXXX		Crop Year: 20YY		County: AUTAUGA		FSA FN/TRACT/FIELD: 8912			
Block No.	Mo/Yr Set Out/Grafted	Acres	Variety	Type	Number of Plants	Plant Spacing	Percent Stand	Density	Practice IRR/NI	Insurable or Uninsurable			
001	04/20YY	10.0	RED GLOBE	L (Late)	1090	20X20	100%	109	IRR	INS			
002	05/20YY	20.0	HARVESTER	M (Mid)	2299	18X20	95%	121	NI	INS			
003	04/20YY	15.0	EMPRESS	E (Early)	1422	20X20	87%	109	NI	INS			
TOTALS:		45.0			4,811								

**Exhibit 18B Peaches PAW Examples (Continued)**

Transitional Yield and YA Substitution Table (BU) for T/P #1, Low Density of 76, and High Density of 150

<b>Characteristic Name</b>	<b>Leaf Year</b>	<b>Sub-County</b>	<b>2012</b>	<b>2011</b>	<b>2010</b>	<b>2009</b>	<b>2008</b>
Early	4		55.00	55.00	55.00	55.00	55.00
Early	5		70.00	70.00	70.00	70.00	70.00
Early	6		100.00	100.00	100.00	100.00	100.00
Early	7		105.00	105.00	105.00	105.00	105.00
Early	8		135.00	135.00	135.00	135.00	135.00
Early	9		135.00	135.00	135.00	135.00	135.00
Early	10		125.00	125.00	125.00	125.00	125.00
Early	11		115.00	115.00	115.00	115.00	115.00
Early	12		105.00	105.00	105.00	105.00	105.00
Early	13		85.00	85.00	85.00	85.00	85.00
Early	14+		68.00	68.00	68.00	68.00	68.00
Mid	4		120.00	120.00	120.00	120.00	120.00
Mid	5		135.00	135.00	135.00	135.00	135.00
Mid	6		165.00	165.00	165.00	165.00	165.00
Mid	7		170.00	170.00	170.00	170.00	170.00
Mid	8		190.00	190.00	190.00	190.00	190.00
Mid	9		190.00	190.00	190.00	190.00	190.00
Mid	10		180.00	180.00	180.00	180.00	180.00
Mid	11		170.00	170.00	170.00	170.00	170.00
Mid	12		155.00	155.00	155.00	155.00	155.00
Mid	13		140.00	140.00	140.00	140.00	140.00
Mid	14+		112.00	112.00	112.00	112.00	112.00
Late	4		130.00	130.00	130.00	130.00	130.00
Late	5		155.00	155.00	155.00	155.00	155.00
Late	6		185.00	185.00	185.00	185.00	185.00

**Example 1:** This example demonstrates peaches reporting less than the required five years base period and added land with less than four years of the prior producer's hard copy records of production and acreage available.

A Peach insured has certified peach production and acreage (**insurable and uninsurable acreage separately**) by block on three blocks. Block number 001 has met policy minimums for two years with four years certified, block number 002 has four years of data certified, block number 003 was recently acquired and only two years of data are available.

The approved yield is based on individual blocks. The yields reported by block do not qualify for YA (i.e., block 001 2012-2007 = 5 + 1 = 6 age for 2012 T-Yield  $185 \times 0.60 = 111$  substitute yield; for 2011 6 - 1 = 5, T-Yield  $155 \times 0.60 = 93$  substitute yield; in 2010 6 - 2 = 4, T-Yield  $130 \times 0.60 = 78$  substitute yield; etc.). (T-Yield for block number 003 added land yield descriptor "NX" is applicable).

**AD** do not show T-Yield adjustments for percent stand on peaches in Alabama; however, acreage reduction for percent of stand does apply. The reported 87% stand on block 003 contains no adjustment in acreage based upon age and condition of orchard.

The insurable acreage in 2012 for block 003 is 13.1 acres ( $15.0 \times 0.87 = 13.1$ ) which is reflected in subsequent years APH database(s) and production reports.

Exhibit 18B Peaches PAW Examples (Continued)

PRODUCTION REPORT											
NAME: I. M. INSURED				POLICY NUMBER: XXXX				UNIT NUMBER: 0001-0001			
(a) CROP				STATE				LEGAL DESCRIPTION			
PEACHES				AL				XXXXXXXXXX			
CROP YEAR				COUNTY				FSA FN/TRACT/FIELD			
20YY				AUTAUGA				8912			
(b) PRACTICE 997		c) TYPE 101 L		(b) PRACTICE 997		c) TYPE 101 M		(b) PRACTICE 997		(c) TYPE 101 E	
(d) VARIETY/OTHER LATE				(d) VARIETY/OTHER MID				(d) VARIETY/OTHER EARLY			
BLOCK NO.:		001		Mo/Yr 04/2007		BLOCK NO.:		002		Mo/Yr 05/2003	
SET OUT YEAR:		20YY		DENSITY:		109		SET OUT YEAR:		20YY	
DENSITY:		109		SET OUT YEAR:		20YY		DENSITY:		121	
SET OUT YEAR:		20YY		DENSITY:		121		SET OUT YEAR:		20YY	
DENSITY:		121		SET OUT YEAR:		20YY		DENSITY:		109	
YEAR	PRODUCTION	ACRES	YIELD	YEAR	PRODUCTION	ACRES	YIELD	YEAR	PRODUCTION	ACRES	YIELD
20YY				20YY				20YY			
20YY	0	10.0	T185	20YY	3,380	20.0	A169	20YY			NX122
20YY	1000	10.0	T185	20YY	3,560	20.0	A178	20YY			NX122
20YY	1,600	10.0	A160	20YY	3,600	20.0	A180	20YY	1,530	15.0	A102
20YY	2,000	10.0	A200	20YY	3,700	20.0	A185	20YY	1,635	15.0	A109
TOTAL			730	TOTAL			712	TOTAL			455
T-YIELD ADJ.		185		T-YIELD ADJ.		180		T-YIELD ADJ.		135	
APPROVED YIELD		183		APPROVED YIELD		178		APPROVED YIELD		114	

**Example 2:** This example is similar to example 1, except: only two years were reported; no added land; Block 003 was planted in April 2000; and the number of trees reported is 1328, making the percent stand 80%.

Production is commingled for other characteristics on the AD; however, separate acreage information is available. This example demonstrates separation and reporting of commingled production and yield descriptors following procedure in Para. [1088B](#).

A peach insured has certified total production and acreage for two years. Variable T-Yields (90 percent because the insured provided two years of records) determined on other characteristics age, density, percent stand for each block of acreage certified on the PAW (block 003 was adjusted for 80 percent stand see Para. [1803](#)).

The APH database is based on individual blocks required for other characteristics (Early, Mid, and Late) using Para. 1088B for commingled production. Using the current T-Yields and adjusting by year, using the commingled worksheet, the 2011 and 2010 production was separated. The applicable acreage certified by block is shown, yields reported do not qualify for YA, and two 90% T-Yields “N.”

**Exhibit 18B Peaches PAW Examples (Continued)**

PRODUCTION WORKSHEET												
NAME				POLICY NUMBER				UNIT NUMBER				
I. M. INSURED				XXXX				0001-0001				
(a) CROP PEACHES				STATE AL				LEGAL DESCRIPTION XXXXXXXXX				
CROP YEAR 20YY				COUNTY AUTAUGA				FSA FN/TRACT/FIELD 8912				
		(b) PRACTICE 997		(c) TYPE 101 L				(b) PRACTICE 997		(c) TYPE 101 M		
		(d) VARIETY/OTHER LATE		(d) VARIETY/OTHER MID				(b) PRACTICE 997		(c) TYPE 101 E		
		BLOCK NO.: 001 Mo/Yr 04/2007		BLOCK NO.: 002 Mo/Yr 05/2003				BLOCK NO.: 003 Mo/Yr 04/2000				
		SET OUT YEAR: 20YY DENSITY: 109		SET OUT YEAR: 20YY DENSITY: 121				SET OUT YEAR: 20YY DENSITY: 109				
YEAR	PRODUCTION	ACRES	YIELD	PRODUCTION	ACRES	YIELD	PRODUCTION	ACRES	YIELD	PRODUCTION	ACRES	YIELD
20YY			N167			N162			N61			
20YY			N167			N162			N61			
20YY		10.0	AC158		20.0	AC194		15.0	AC87			
20YY		10.0	AC209		20.0	AC203		15.0	AC77			
TOTAL			701	TOTAL			721	TOTAL			286	
T-YIELD ADJ.			185	T-YIELD ADJ.			180	T-YIELD ADJ.			68	
APPROVED YIELD			175	APPROVED YIELD			180	APPROVED YIELD			72	



**Exhibit 18B Peaches PAW Examples (Continued)**

Due to the percent stand being determined for the current crop year and the age of this block, an acreage adjustment will be applicable for the following crop year for the APH database and on the current acreage report. When reporting acreage the following year the prior year reported acreage (adjusted based upon stand) is reported and any additional adjustment in acreage for the current year is reported on the acreage report. Below is a Multi-Purpose Production and Yield Worksheet.

<b>Crop Year</b>	<b>Col. 1</b>	<b>Col. 2</b>	<b>Col.3</b>	<b>Col. 4</b>	<b>Col. 5</b>	<b>Col. 6</b>
2011	Late	10.0	185	1,850	1.13	209
2011	Mid	20.0	180	3,600	1.13	203
2011	Early	15.0	68	1,020	1.13	77
				7,330 ÷ 6,470	1.13	
2010	Late	10.0	155	1,550	1.02	158
2010	Mid	20.0	190	3,800	1.02	194
2010	Early	15.0	85	1,275	1.02	87
				6,750 ÷ 6,625	1.02	

**Example 3:**    Similar to information contained in prior examples, except: all years were certified by the insured; block 003 meets criteria for downward trending Para. [1862](#) and has acreage changes; an adjustment in the acres is no longer applicable.

Block 003 was planted in April of 2000 and this block meets the selection criteria for high variability of actual yields. The PAW shows changes in acreage and tree counts by year for block 003. AIP did a PAIR and determined the present measured acres of 12.9 on block 003.

This is also shown on PAW. Units or blocks were reviewed and determinations made for meeting the selection criteria shown in Para. [1621](#).

After completing reviews, block 003 continues to show that the most recent three-year average ( $123 + 102 + 66 = 291 \div 3 = 97$ ) is less than 75% of the APH average yield ( $97 \div 133 = 0.73$ ).

The adjusted yield is calculated using the applicable adjustment, 80% of the average yield ( $133 \times 0.80 = \text{DF } 106$ ). It is coded with yield indicator “DF” to show adjustment made according to formula.

**Exhibit 18B Peaches PAW Examples (Continued)**

PRODUCTION REPORT											
NAME				POLICY NUMBER				UNIT NUMBER			
I. M. INSURED				XXX				0001-0001			
(a) CROP PEACHES				STATE AL				LEGAL DESCRIPTION XXXXXXXX			
CROP YEAR 20YY				COUNTY AUTAUGA				FSA FN/TRACT/FIELD 8912			
YEAR	(b) PRACTICE 997		(d) TYPE 101	(b) PRACTICE 997		(c) TYPE 101	(b) PRACTICE 997		(c) TYPE 101		
	(d) VARIETY/OTHER LATE			(d) VARIETY/OTHER MID			(d) VARIETY/OTHER EARLY				
	BLOCK NO.: 001		Mo/Yr 04/2007	BLOCK NO.: 002		Mo/Yr 05/2003	BLOCK NO.: 003		Mo/Yr 04/2000		
	SET OUT YEAR: 20YY	DENSITY: 109		SET OUT YEAR: 20YY	DENSITY: 121		SET OUT YEAR: 20YY	DENSITY: 109			
	PRODUCTION	ACRES	YIELD	PRODUCTION	ACRES	YIELD	PRODUCTION	ACRES	YIELD		
	20YY	0	10.0		2,880	20.0	A144	3,100	15.0	A207	
	20YY	0	10.0	T185	3,380	20.0	A169	2,500	15.0	A167	
20YY	1,000	10.0	T185	3,560	20.0	A178	1,850	15.0	A123		
20YY	1,600	10.0	A160	3,600	20.0	A180	1,470	14.4	A102		
20YY	2,000	10.0	A200	3,700	20.0	A185	900	13.6	A66		
TOTAL			730	TOTAL			856	TOTAL			665
T-YIELD ADJ.			185	T-YIELD ADJ.			180	T-YIELD ADJ.			68
APPROVED YIELD			183	APPROVED YIELD			171	APPROVED YIELD			DF 106

**Exhibit 18C Shelling Percentage Chart for Clean Unshelled Almonds**

---

The varietal shelling percentages applicable to unshelled almonds for APH purposes are as follows:

Variety	Average Shelling Percent	Variety	Average Shelling Percent
Aldrich	57	Morley	50
All other varieties (medium)	60	Ne Plus	59
Avalon	58	Non Pariel	69
Ballico	55	Norman	65
Bennett-Hickman	60	Padre	50
Butte	54	Pearle	55
Capitola	60	Peerless	37
Carmel	59	Planada	58
Carrion	66	Plateau	50
Davey	55	Price	59
Dottie Won	50	Pyrenees R	50
Drake	40	Ripon	45
Durango	61	Rosetta	54
Fritz	54	Ruby	52
Harvey	65	Sauret I	65
Independence	73	Sauret II	65
IXL	50	Savana	65
Jeffries	70	Shasta	60
Jordanolo	65	Solano	65
Kapareil	68	Sonora	73
Kester	56	Sweetheart	67
Le Grand	60	Thompson	61
Livingston	65	Tokyo	55
Merced	70	Valenta	55
Milow	65	Vesta	51
Mission	44	Winters	60
Monarch	48	Woods Colony	60
Mono	50	Yorizane	67
Monterey	56	Yosemite	55

**Example:** 54,688 pounds of unshelled Norman almonds, which have a conversion factor of 60 percent.  
 $54,688 \times 0.60 = 32,813$  pounds of shelled Norman almonds.

**Exhibit 18D (Reserved)**

---

## Exhibit 18E Tree/Vine/Bush Measurement

---

Perennial crop acres are based on land acres and/or tree/vine/bush acres see [Part 18 Section 2](#). Acreage for Perennial crops must be measured using one of the items listed in Para. [1812](#). However, in order to determine tree/vine/bush acres, measurements in this section must be used in conjunction with, see Para. 1812 (6).

**Note:** The symbols (⊗, x, ✱) in the planting pattern diagrams herein, represent a single tree/vine/bush, unless otherwise stated. Planting pattern diagrams and number of trees/vines/bushes contained herein are for illustration purposes only and are not to scale.

Planting crops in patterns such as single rows, squares, rectangles, orchards, hedgerow, border, hexagonal, quincunx, double row, and interplanted are traditional planting styles for most crops.

**Note:** For the planting patterns mentioned above, the references below to 43,560 are the number of square feet per acre.

A.    Square/ Rectangle Planting Pattern.

(1)    Number of Trees per Acre Formula:

To calculate the numbers of trees/vines/bushes per acre use the formula below:

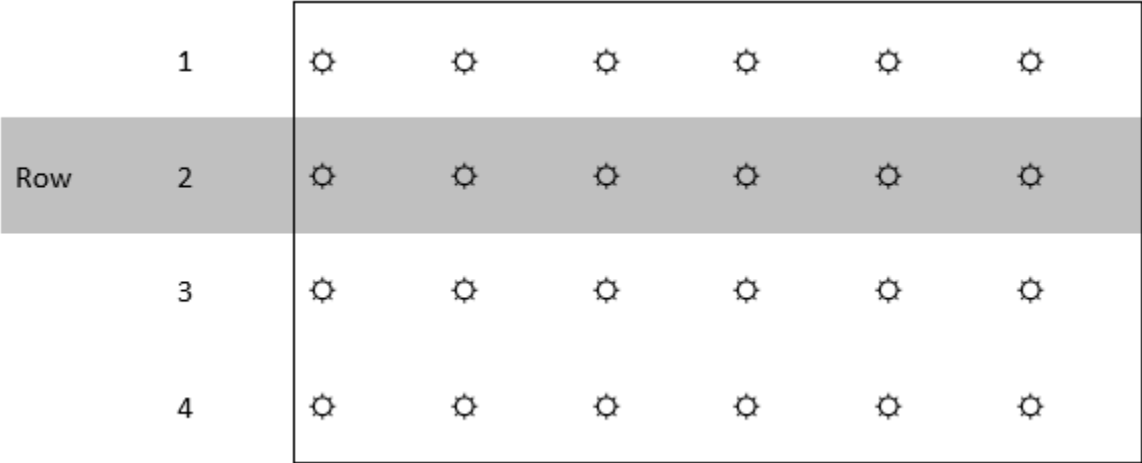
- T = Trees/Vines/Bushes per acre
- L = Average distance between trees/vines/bushes
- W = Average distance between tree/vine/bush rows

**Formula:**       $43,560 \text{ sq. ft./acre} \div (L \times W) = T$

**Example:**       $43,560 \text{ sq. ft./acre} \div (20.0 \text{ ft.} \times 20.0 \text{ ft.}) = 108.9 \text{ rounded to } 109 \text{ trees/acre}$

(2)    Planting Diagram with Square Planting Pattern

**Example Square Planting Pattern:**



(3)    Orchard Acreage Formula

To calculate the acreage for an orchard that is classified as a square/rectangle planting pattern use the formula below:

- A = Acres
- N = Number of trees in the orchard
- T = Number of trees per acre

**Formula:**       $N \div T = A$

**Example:**       $42 \div 109 = 0.385 \text{ rounded to } 0.4 \text{ acres}$

B.     Hedgerow/Border Planting Pattern

(1)    Trees per Acre Formula.

To calculate the acreage for trees/vines/bushes per acre planted in a hedgerow/border pattern use the formula below:

- W** =    Average row width (Average width of the distance between trees in the row not to exceed the distance from the center of the tree to the middle of the road, boundary, or ditch).
- L** =    Length between trees in a row (L is only used when the trees/vines/bushes are planted along a road, boundary or ditch row to designate the length of the row of trees).
- A** =    Trees/vines/bushes per acre.

**Formula:**         $43,560 \div (L \times W) = \text{trees/vines/bushes per acre (T)}.$

**Example:**         $43,560 \div (20.0 \text{ ft.} \times 20.0 \text{ ft.}) = 108.9 \text{ rounded to } 109 \text{ trees per acre}.$

Divide the total number of trees counted in a single row (R) by the trees per acre (T).

Calculate acreage occupied by this row of trees using the formula below.

(2)    Acreage Occupied by a Row of Trees/Vines/Bushes Formula:

**Formula:**         $R \div T = \text{acres}$

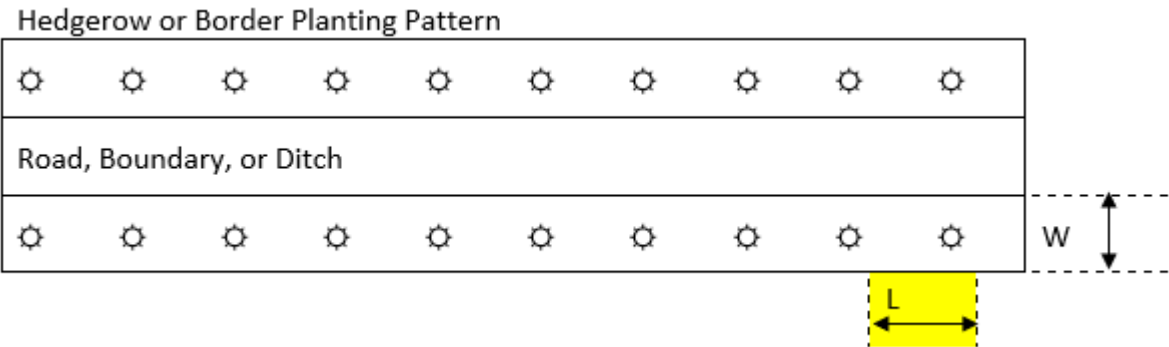
**Example:**         $20 \div 109 = 0.18 \text{ rounded to } 0.2 \text{ acres}.$

If two or more rows, multiply result by the number of rows.

(3)    Planting Diagram

Trees/vines/bushes planted in a hedgerow/border planting pattern in the diagram below.

**Example Hedgerow or Border Planting Pattern:**



C.     Hexagonal/Quincunx Planting Pattern

(1)     Tree per acre formula

To calculate the trees per acre for Hexagonal/Quincunx use the formula below:

- T = Trees/Vines/Bushes per acre
- L = Distance between trees
- W = Distance between rows

**Formula:**      $87,120 \div (L \times W) = T$

**Example:**      $87,120 \div (20.0 \text{ ft.} \times 20.0 \text{ ft.}) = 217.8$  rounded to 218 trees/acre

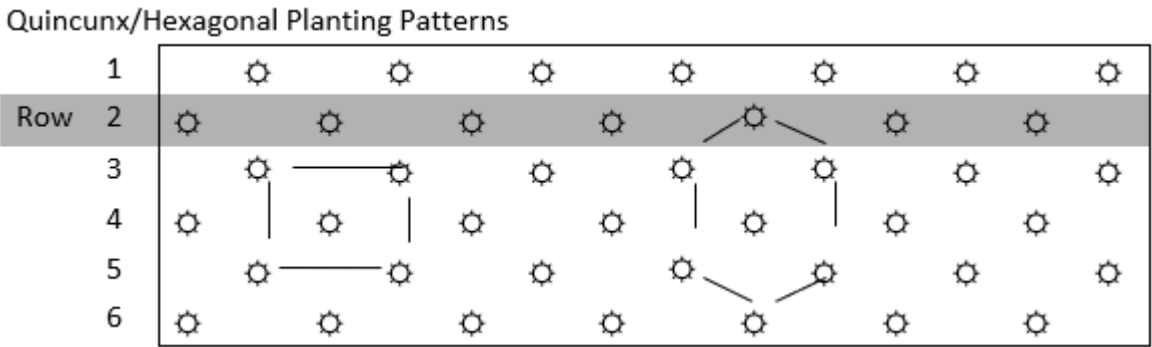
**Note:**     For hexagonal/quincunx planting patterns, double the number of trees per acre for a square pattern from the trees per acre chart. For example, for a 20.0 ft. × 20.0 ft. planting pattern from the chart, doubled is 218 trees per acre. Additionally, 87,120 represents the number of square feet per acre (43,560) doubled.

(2)     Planting Diagram

To identify a quincunx/hexagonal planting pattern see the descriptions and diagram below.

- (a)     A quincunx planting pattern is defined as trees/vines/bushes planted in corners of a rectangle with one tree in the middle of the rectangle (illustrated on the left in the diagram below).
- (b)     A hexagonal planting pattern is defined as six adjoining trees/vines/bushes planted equidistant from any one plant in the orchard (illustrated on the right in the diagram below).

**Example Quincunx/Hexagonal Planting Patterns:**





**C. Hexagonal/Quincunx Planting Pattern (Continued)**

(3) Orchard Acreage Calculation.

To calculate acreage for an orchard that is classified as a Hexagonal/Quincunx planting pattern use the formula below:

**A** = Acres

**N** = Number of trees in the orchard

**T** = Number of trees per acre

**Formula:**  $N \div T = A$

**Example:**  $435 \div 218 = 1.995$  rounded to 2.0 acres

**D. Double Row Planting Pattern**

(1) To calculate the number of trees in the orchard for double planting patterns use the following formula below:

**T** = Actual number of trees in each row

**R** = Number of rows

**N** = Number of trees in the orchard

**Formula:**  $T \times R = N$

**Example:**  $22 \times 14 = 308$

(2) Planting Diagram

Tree/vines/bushes planted in a double row pattern in diagram below.

*	*	*	*	*	*	*	*	*	*
*	*	*	*	*	*	*	*	*	*
*	*	*	*	*	*	*	*	*	*
*	*	*	*	*	*	*	*	*	*

(3) Square Feet per Orchard

To calculate the numbers of square feet in an orchard for the double row planting pattern use the formula below.

**L** = Length of the orchard boundary

**W** = Width of the orchard boundary

**S** = Square feet/orchard

**D. Double Row Planting Pattern (Continued)**

**Formula:**  $L \times W = S$

**Example:** 240.0 ft.  $\times$  200.0 ft. = 48,000 sq. ft.

**Note:** Measure the length (L) and width (W) of the orchard boundary in accordance with [see LAM [Para. 721G](#)].

(4) Orchard Acreage

To calculate the total acreage in the orchard, use the following formula:

**L** = Length of the orchard boundary

**W** = Width of the orchard boundary

**S** = Square feet/orchard

**A** = Acres in the orchard

**Formula:**  $S \div 43,560 = A$

**Example:** 48,000 sq. ft.  $\div$  43,560 sq. ft. = 1.102 rounded to 1.1 acres

**Note:** Use the formula in (c) above to determine the square feet/orchard or (S) in the equation. Additionally, Orchard dimensions are 320.0 ft. by 80.0 ft., which includes the boundary that extends 10.0 ft. beyond the outside rows and 10.0 ft. beyond the ends.

(5) Trees per Acre

To calculate the number of trees per acres, use the following formula:

**N** = Number of Trees in orchard

**A** = Acreage

**T** = Trees/acre

**Formula:**  $N \div A = T$

**Example:** 308  $\div$  1.1 = 280 trees/acre

**Note:** Use the formula in (d) above to determine the acres in the orchard or (a) in the equation.

**E. Interplanted Crop Planting Pattern**

(1) Orchard Acreage

To calculate the acreage for the orchard, use the following formulas:

**L** = Length of the orchard boundary  
**W** = Width of the orchard boundary  
**S** = Square feet in the orchard  
**A** = Acres in the orchard

**Formula for S:**  $L \times W = S$

**Formula for A:**  $S \div 43,560 \text{ sq. ft./acre} = A$

**Example of S:**  $320.0 \text{ ft. L} \times 80.0 \text{ ft. W} = 25,600.0 \text{ sq. ft. in the orchard}$

**Example of A:**  $25,600 \text{ sq. ft.} \div 43,560 \text{ sq. ft.} = 0.588 \text{ rounded to } 0.6 \text{ acres}$

(2) Planting Diagram

In the diagram below, two separate tree/vine/bush crops are interplanted in the same orchard. The orchard dimensions are 320.0 ft. L  $\times$  80.0 ft. W.

A	P	A	P	A	P	A	P	A	P	A	P	A	P	A
P	A	P	A	P	A	P	A		A	P	A	P	A	P
A	P	A		A	P	A	P	A	P	A	P	A	P	A
P	A	P	A	P	A		A	P	A	P	A	P	A	P

Actual tree counts: A = 30 Apple trees, P = 27 Pear trees, 3 missing Pear trees. Original stand was 60 trees.

(3) Orchard Crop Percentage Calculation.

To calculate the percent of each tree crop in the orchard use the formulas below:

**D** = Actual number of trees from the desired\*\* crop which is to be calculated  
**B** = Total number of orchard trees  
**X** = Original Stand  
**Y** = Missing trees  
**C** = Percent of the desired\*\* crop

**Formula for B:**  $X - Y = B$

**Formula for C:**  $D \div B = C$

**E. Interplanted Crop Planting Pattern (Continued)**

**Example of B:**  $60 - 3 = 57$

**Example of C:**  $30 \text{ apple trees} \div 57 \text{ total orchard trees} = 0.53 \text{ or } 53\% \text{ apple trees}$

(a) To calculate the actual acres in the orchard for the desired crop use the formula below:

**A** = Acres in the orchard

**C** = Percent of the desired\*\* crop

**E** = Actual acres in the orchard for the desired\*\* crop

**Formula:**  $A * C = E$

**Example:**  $0.6 \text{ acres} \times 0.53 = 0.3 \text{ apple tree acres}$

(b) To calculate the total acres of remaining crops use the formula below:

**A** = Acres in the orchard

**E** = Actual acres in the orchard for the desired\*\* crop

**F** = Acres of the remaining crops

**Formula:**  $A - E = F$

**Example:**  $0.6 \text{ acres} - 0.3 \text{ apple acres} = 0.3 \text{ pear tree acres}$

**Note:** The desired crop is designated as the primary crop for which the percentage is to be calculated for. Use the formula in (1), (3) and (a) above to determine the acres in the orchard or (A), the percent of the desired crop or (C) and the actual acres in the orchard for the desired crop or (E) in the equation.

**F. Missing and Partial Tree Formulas**

(1) Number of trees per acre

To calculate the number of trees per acre, use the following formula:

**L** = Average distance between the trees

**W** = Average distance between the tree rows

**T** = Trees/acre

**Formula:**  $43,560 \text{ sq. ft./acre} \div (L \times W) = T$

**Example:**  $43,560 \text{ sq. ft./acre} \div (20.0 \text{ ft.} \times 20.0 \text{ ft.}) = 108.9 \text{ rounded to } 109 \text{ trees/acre}$

**F. Missing and Partial Tree Formulas (Continued)**

(2) Diagram for Orchard with Missing and/or Partial Trees

The following diagram illustrates an orchard that contains full trees, trees with two scaffold limbs, trees with one scaffold limb, and skips. The tree spacing in this diagram is 20.0 ft. × 20.0 ft. Orchard Dimensions are 320.0 ft. L × 80.0 ft. W.

X	X		X			X	X		X	X		X	V	X
X	V	X		X	X	X	X	X	\	X	X	X	X	X
X		X	X	X	X		/	X	X	X	X	X		X
X	X	X			X	X	X	X	X		X	X	X	V

Actual tree counts: X = 43 full trees, V = 3 two-scaffold limb trees, \ or / = 2 one-scaffold trees, 11 skips (dead or missing trees). Original stand was 59 trees.

(3) Orchard Acreage

To calculate acres in the orchard use the following formulas:

**L** = Length of the orchard boundary

**W** = Width of the orchard boundary

**S** = Square feet in the orchard

**A** = Acres in the orchard

**Formula for S:**  $L \times W = S$

**Formula for A:**  $S \div 43,560 \text{ sq. ft./acre} = A$

**Example of S:**  $320.0 \text{ ft. L} \times 80.0 \text{ ft. W} = 25,600.0 \text{ sq. ft. in the orchard}$

**Example of A:**  $25,600 \text{ sq. ft.} \div 43,560 \text{ sq. ft.} = 0.588 \text{ rounded to } 0.6 \text{ acres}$

(4) Insurable acres

To calculate the insurable acres use the following formulas:

**F** = Full Trees

**X** = Two-Scaffold Limb Trees

**Y** = One-Scaffold Trees

**N** = Total number of Insurable Trees

**P** = Percent Stand

**I** = Insurable Acres

F.        Missing and Partial Tree Formulas (Continued)

Formula for N:	$F + X + Y = N$
Formula for P:	$N \div (T^* \times A^*) = P$
Formula for I:	$A^* \times P = I$
Example of N:	$43 + 3 + 2 = 48$
Example of P:	$48 \text{ trees} \div (109 \text{ trees/acre} \times 0.6 \text{ acres}) = 0.733 \text{ rounded to } 0.73 \text{ percent stand}$
Example of I:	$0.6 \text{ tree acres} \times 0.73 \text{ percent stand} = 0.438 \text{ rounded to } 0.4 \text{ acres}$
Note:	Use the formula in (a) and (c) above to determine the trees per acre or (T) and the acres in the orchard or (A) in the equation.

G.        Additional Information

Refer to the SP, CP, and BP for additional information on acreage adjustments for orchards (e.g., orchards with less than a 90% percent stand, etc.).

In order to insure acreage as fresh, under both the Apple and Peach CP, the insured must substantiate fresh production in prior years. Although, this is applicable to both crops, the examples provided are for apples. The Apple Crop Insurance Provisions require insureds to have verifiable production records supporting that in one or more of the four most recent crop years, at least 50 percent of the production from the acreage reported as fresh apple acreage, by unit, was sold as fresh. Insureds who do not have separate records, by unit, of fresh apple production in one or more of the last four years but do have records of total fresh apple production, may still qualify for the fresh apple price.

AIPs may consider records of total production (rather than by unit) from one of the four most recent crop years that reflect fresh apple sales to determine if acreage qualifies for the fresh apple price. To illustrate the appropriate APH database construction, the following examples have been provided:

**Example 1:** In this example the insured has certified 5 years of acreage and production for 10 acres of Apples (0054). The insured has marketed at least 50 percent (minimum policy requirement) of their production in 2008 (one of the four most recent crop years) as fresh. The insured has elected to insure their Apples as Fresh for CY 2012.

<b>2012</b>			
<b>Crop:</b>	Apples (0054)		
<b>Practice:</b>	Irrigated (002)		
<b>Type:</b>	Fresh (111)		
<b>UNIT #:</b>	0001 -0001		
<b>Year</b>	<b>Production</b>	<b>Acres</b>	<b>Yield</b>
2007	10,650	10	A1650
2008	9,850	10	A985
2009	11,000	10	A1100
2010	9,600	10	A960
2011	10,050	10	A1005
			5700 ÷ 5
	Average yield:		1140
	Approved APH:		1140

**Example 2:** In this example, the insured has certified 5 years of acreage and production for 10 acres of Apples (0054). In CY 2007 more than 50 percent of the unit was sold as Fresh. In CY 2008 through 2011, more than 50 percent was sold as Processing. An AIP transmitted the APH database for the unit of apples as Fresh in CY 2011. In CY 2011, the requirement to market the crop as Fresh was met in 2007 when during one or more of the four most recent years, 50 percent of the Apples in the unit were sold as Fresh.

For CY 2012, the insured elected to insure the crop as Fresh, however the unit did not meet the requirements of having more than 50 percent of the crop was sold as fresh within the last four years, therefore the acreage would be reported as processing in CY 2012. If in subsequent years (e.g., CY 2013, CY 2014, etc.) more than 50 percent of the crop is successfully marketed as Fresh, the data contained in the Processing APH database would be moved to a Fresh APH database and the acreage could be insured as Fresh.

<b>2011</b>	Prior Year				<b>2012</b>	Current Year		
<b>Crop:</b>	Apples (0054)				<b>Crop:</b>	Apples (0054)		
<b>Practice:</b>	Irrigated (002)				<b>Practice:</b>	Irrigated (002)		
<b>Type:</b>	Fresh (111)				<b>Type:</b>	Processing (112)		
<b>UNIT #</b>	0001-0001				<b>UNIT #</b>	0001-0001		
<b>Year</b>	<b>Production</b>	<b>Acres</b>	<b>Yield</b>		<b>Year</b>	<b>Production</b>	<b>Acres</b>	<b>Yield</b>
2007	10,650	10	A1065		2007	10,650	10	A1065
2008	9,850	10	A985		2008	9,850	10	A985
2009	11,000	10	A1100		2009	11,000	10	A1100
2010	9,600	10	A960		2010	9,600	10	A960
					2011	10,050	10	A1050
			4110 ÷ 4					5160 ÷ 5
	Average yield:		1028			Average yield:		1032
	Approved APH		1028			Approved APH		1032



**Exhibit 18G Database Administration for Fresh and Processing (Continued)**

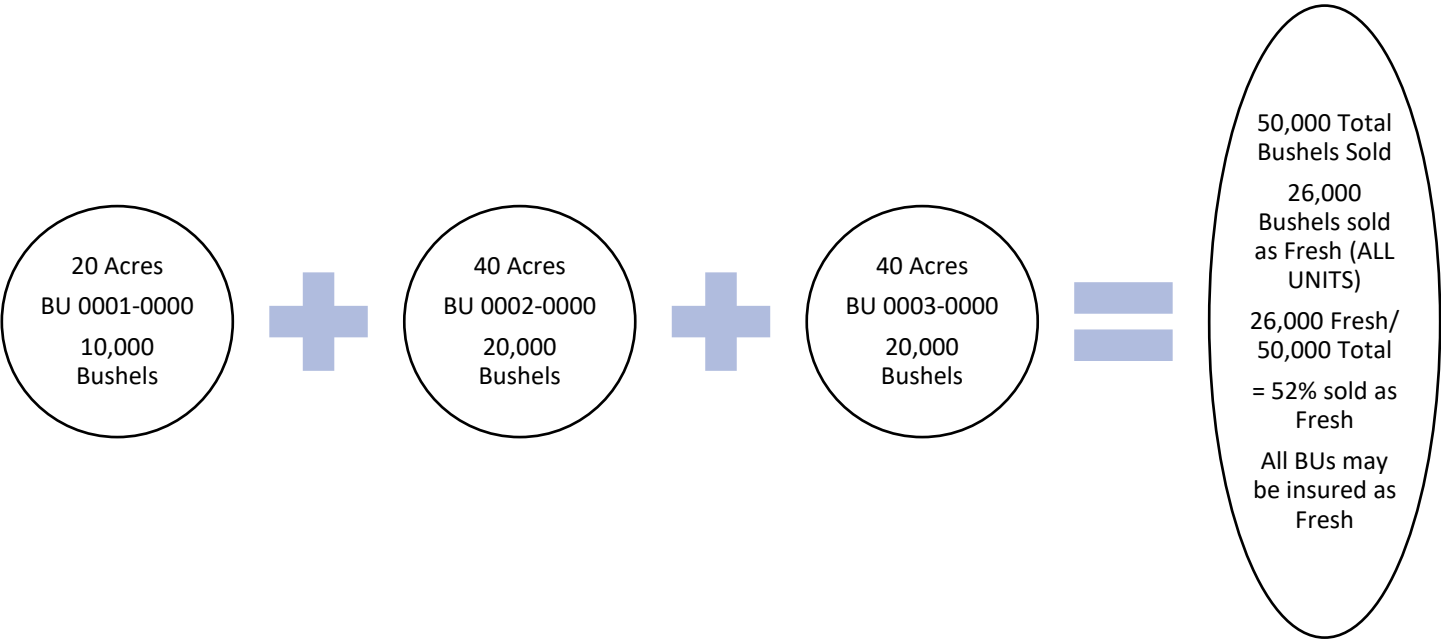
**Example 3:** In this example, the insured has certified 5 years of acreage and production for 10 acres of Apples (0054). The insured wants to establish separate APHs for their acreage so that the portion of their apples marketed from one of the 5-acre blocks qualify to be insured as fresh.

The insured has a 5-acre block of Gala Apples designated as Fresh (111) (that have met the requirements of selling greater than 50 percent of the production as fresh within one of the last four years) and a 5-acre block designated as Processing (112). In order to establish separate APHs for their Fresh acreage, the insured has to recertify their acreage and production for at least the most recent year see Para. [1854](#) and establish their actual/assigned yields see Para. [1857](#).

<b>2012</b>					<b>2012</b>			
<b>Crop:</b>	<b>Apples (0054)</b>				<b>Crop:</b>	<b>Apples (0054)</b>		
<b>Practice:</b>	<b>Irrigated (002)</b>				<b>Practice:</b>	<b>Irrigated (002)</b>		
<b>Type:</b>	<b>Fresh (111)</b>				<b>Type:</b>	<b>Processing (112)</b>		
<b>UNIT #</b>	<b>0001-0001</b>				<b>UNIT #</b>	<b>0001-0002</b>		
<b>Year</b>	<b>Production</b>	<b>Acres</b>	<b>Yield</b>		<b>Year</b>	<b>Production</b>	<b>Acres</b>	<b>Yield</b>
2007	10,650	10	DA1065		2007	10,650	10	DA1065
2008	9,850	10	DA985		2008	9,850	10	DA985
2009	5,200	5	A1040		2009	5,800	5	A1160
2010	4,200	5	A840		2010	5,400	5	A1080
2011	4,500	5	A900		2011	5,550	5	A1110
			4830 ÷ 5					5400 ÷ 5
	Average yield:		966			Average yield:		1,080
	Approved APH:		966			Approved APH:		1,080

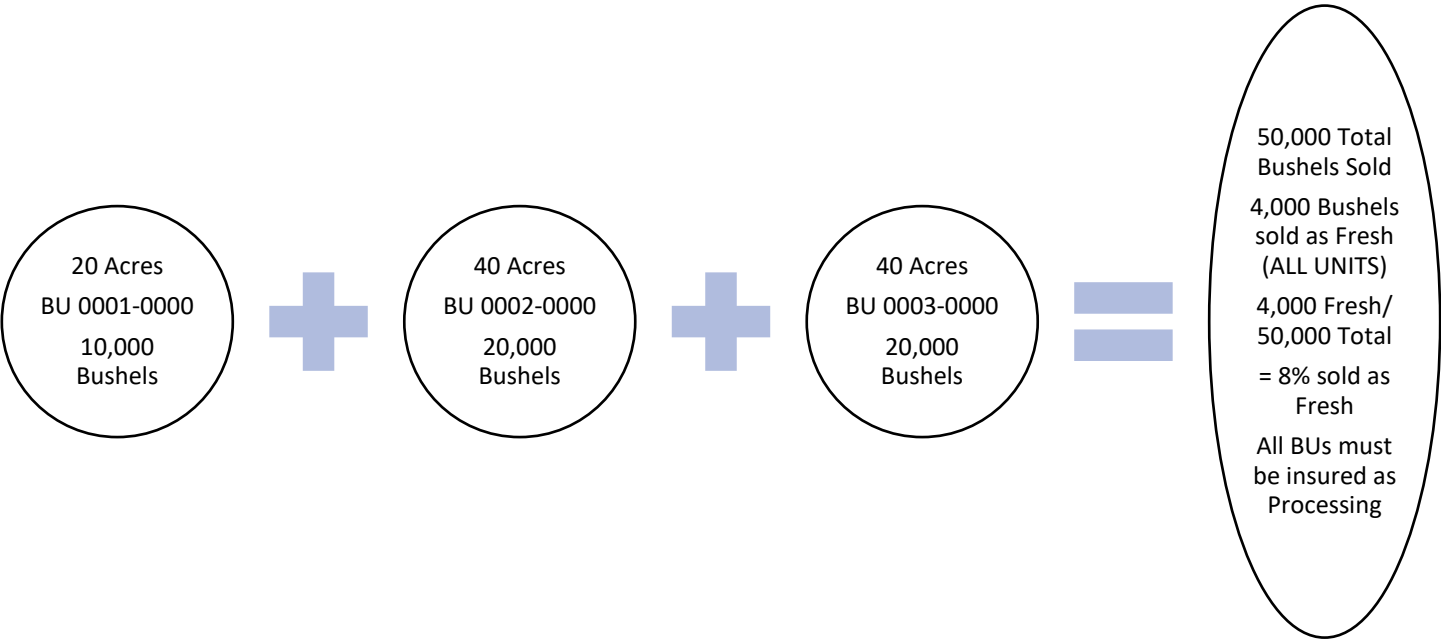
**Example 4:** In this example, a carryover insured has previously certified 5 years of production for 100 acres of Apples (0054). For CY 2012, the insured had a 20-acre BU (unit 0001-0000) of Gala Apples designated as Processing (112) and two 40 acre BUs designated as Processing (112) (units 0002-0000 and 0003-0000), that the insured would like to insure as fresh for CY 2013. The insured sold 50,000 total bushels from all three units.

Although the insured has supporting evidence for production in CY 2012 for each unit, the insured did not keep Fresh apple production records by unit. Therefore, the insured does not meet the CP requirement of verifiable production records supporting at least 50 percent of the production from the acreage reported as Fresh apple acreage, by unit, was sold as Fresh in one or more of the four most recent crop years. However, of the 50,000 total bushels sold in CY 2012, the insured has production records verifying that at least 26,000 bushels were sold as Fresh (meeting the exception of at least 50 percent of the total apple production was sold as Fresh). Thus, the insured has met the requirement to insure the BUs as Fresh for CY 2013 see Para. [1943](#).



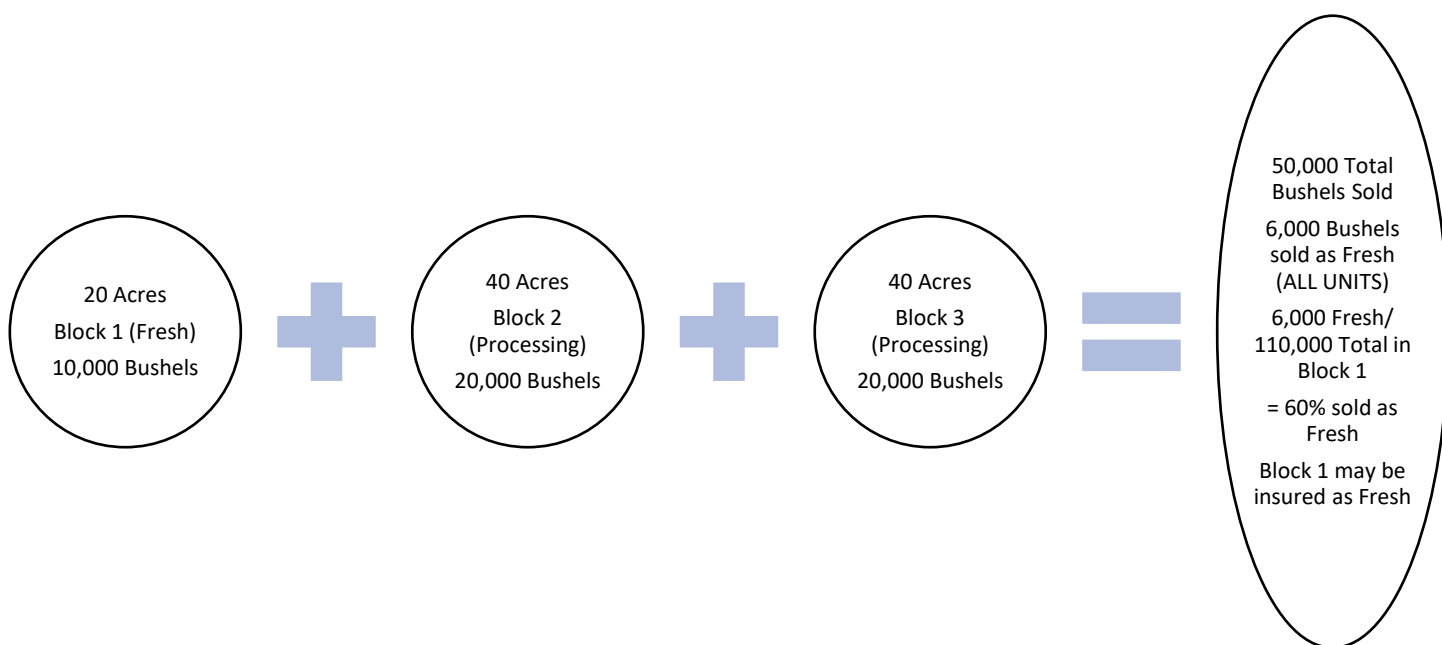
**Example 5:** In this example, a carryover insured has previously certified 5 years of production for 100 acres of Apples (0054). For CY 2012, the insured had a 20 acre BU (unit 0001-0000) of Gala Apples designated as Processing (112) and two 40 acre BUs of Gala Apples designated as Processing (112) (BU 0002-0000 and BU 0003-0000) that the insured would like to insure as Fresh for CY 2013. In CY 2012, the insured sold 50,000 total bushels from all three BUs; however, the insured did not keep production records by BU for the Fresh apple production.

In order for the insured to insure the BUs as Fresh in CY 2013, at least 50 percent of the total production from all of the apple acreage must have been sold as Fresh within one of the last four years. Of the 50,000 total bushels sold, the insured has production records verifying 4,000 bushels were sold as Fresh in CY 2012. The insured has not met the requirements to insure the BUs as Fresh in CY 2013 based on CY 2012 production. Since the insured does not have production records supporting 50 percent of the total production was sold as Fresh in any of the four most recent crop years see Sec. 19J(2), all the acreage must be reported as Processing in CY 2013.



**Example 6:** In this example, a carryover insured has previously certified 5 years of production for 100 acres of Apples (0054). The insured has recertified their acreage and production for the most recent year see Sec.19G(3)(f) and has elected to insure 20 acres of their Fresh apple acreage as Fresh for CY 2013. For CY 2012, the insured had a 20-acre block of Gala Apples designated as Fresh (111) (that met the requirements of selling greater than 50 percent of the production as Fresh within one of the last four years) and two 40-acre blocks designated as Processing (112) within one BU. The insured sold 40,000 total bushels from both of the Processing blocks (Blocks 2 and 3), and 10,000 total bushels from their Fresh block (Block 1) in 2012.

The insured did not keep production records designating the Fresh production by block; however, the insured has production records for the BU for 50,000 total bushels sold (from all the blocks within the BU), of which 6,000 bushels were sold as Fresh. The BU does not meet the requirements to be insured as Fresh for CY 2013. However, the 20 acre block designated as Fresh (Block 1) has met the requirement to be insured as Fresh in CY 2013 based on the total amount of bushels sold as Fresh within the BU (Block 1 consisted of 10,000 bushels and 6,000 bushels were sold as Fresh for the BU. Since 6,000 bushels is greater than 5,000 bushels (50 percent of 10,000), Block 1 may be designated as Fresh in 2013).



**Exhibit 18H APH Databases for Transitional and Certified Organic - Prohibited Substances**

The insured will have to go back to the Transitional APH database and transition block 002 again for 36 months as required by the NOP until certification was re-established for block 002.

APH BLOCK PRODUCTION WORKSHEET (For illustration purposes ONLY)											
NAME I. M. INSURED				POLICY NUMBER				UNIT NUMBER			
(a) CROP APPLES				STATE NC (37)				LEGAL DESCRIPTION			
CROP YEAR 20YY				COUNTY Henderson (089)				FSA FN/TRACT/FIELD 4312			
YEAR	(b) PRACTICE		(d) TYPE	(b) PRACTICE 712		(c) TYPE 114		(b) PRACTICE		(c) TYPE	
	(d) VARIETY/OTHER			(d) VARIETY/OTHER Fuji			(d) VARIETY/OTHER				
	BLOCK NO.: Mo/Yr			BLOCK NO.: 002 Mo/Yr 05/2007			BLOCK NO.: Mo/Yr				
	SET OUT YEAR: DENSITY:			SET OUT YEAR: 20YY DENSITY:			SET OUT YEAR: DENSITY:				
	PRODUCTION	ACRES	YIELD	PRODUCTION	ACRES	YIELD	PRODUCTION	ACRES	YIELD		
20YY											
20YY											
20YY											
20YY											
TOTAL				TOTAL			2,122	TOTAL			
T-YIELD ADJ.				T-YIELD ADJ.			380	T-YIELD ADJ.			
APPROVED YIELD			682	APPROVED YIELD			531	APPROVED YIELD			

**Exhibit 18I     APH Databases for Grafted Apple Acreage in the States of Idaho, Oregon, and Washington**

The following table, Table 1, shows percentages that are applied to the applicable T-Yield, in the Actuarial Document, for the LEAF YEAR and SET OUT YEAR of initial planting of the grafted acreage (see also Para. [1865](#)):

Table 1

Density (trees/acre)	1st year after grafting	2nd year after grafting	3rd year after grafting	4th year after grafting	5th year after grafting
0-299	0 %	30 %	60 %	90 %	100 %
300 & greater	10 %	50 %	70 %	100 %	100 %

**Example APH Database used throughout Grafted Apple Examples 1-3**

Acres	10
State	Washington (53)
County	Chelan (007)
Sub-County	001
Type	Fresh 111
Density	360
Set Out Year	April 2014
Grafted Year	May 2018

Formula to be used when calculating the leaf year to be used with the “F” yield descriptor for the grafted APH databases:

$(\text{Crop Year} - \text{Initial Set Out Year}) + 1 = \text{Leaf Year}$  2021 (leaf year) - 2014 (set out year) = 7 + 1 = 8 Age = 8 and Density = 360 Trees/Acres

Based on the age and density of the un-grafted acreage, the 2021 T-Yield in the Actuarial Document is 905 Boxes per acres:

**Example 1:     Establish a new APH database for a *completely* grafted orchard AFTER grafting**

Transitional Yields			
Low Density	High Density	Leaf Year	Box
300	599	7	760.00
		8	905.00
		9	1,000.00

The entire 10 acres was grafted May 2017.

Once the grafted acreage meets policy minimums, the APH database for the following year (1st year of insurance) will be a combination of one year of actual production, substantiating production minimums, and three years of the adjusted T-Yield, determined as follows:

Grafted T-Yield = (Un-grafted T-Yield) 905 × (Grafting T-Yield Factor) 0.70 = 634

**Exhibit 18I     APH Databases for Grafted Apple Acreage in the States of Idaho, Oregon, and...(Continued)**

2020 APH Database	Unit 0001-0001		
Year	Prod	Acres	Yield
2014	5,800	10.0	A580
2015	6,100	10.0	A610
2016	6,250	10.0	A625
2017	8,000	10.0	A800

2021 APH Database	Unit 0001-0001		
Year	Prod	Acres	Yield
2017		0.0	F634
2018		0.0	F634
2019		0.0	F634
2020	6,800	10.0	A680
Approved APH			2,582 ÷ 4 = 646

For subsequent crop year(s); “F” yields (representing the adjusted T-Yield for grafted acreage shown in Example 1 above) are not “fixed” in the APH database but are updated each crop year according to the grafting percentages contained in Table 1.

Steps 1 and 2 will be repeated for the next three crop years until all “F” yield descriptors are replaced with actual production using “A” yield descriptors as shown below:

2022 - APH Database	Unit 0001-0001		
Year	Prod	Acres	Yield
2017		0.0	
2018		0.0	F1000
2019		0.0	F1000
2020	6,800	10.0	A680
2021	14,000	10.0	A1400
Approved APH			4,600 ÷ 4 = 1,150

Submitting the new APH database to PASS:

The new APH database is NOT submitted to PASS until the minimum production requirement has been reached.

The APH database established prior to grafting is NOT submitted to PASS. Only maintained at the AIP level.

**Note:** For the purposes of these grafted apples the “F” yield will be updated each year, manually by the AIP. PASS does not take into consideration the Grafting T-Yield Factor established under these procedures.

**Example 2:** Establish a new APH database AFTER grafting for orchard with less than 20% of the acreage *partially* grafted.

One out of ten acres were grafted in May of 2017.

**Exhibit 18I     APH Databases for Grafted Apple Acreage in the States of Idaho, Oregon, and...(Continued)**

Once the partially grafted acreage meets policy minimums, the APH database for the following year (1st year of insurance) will be a combination of one year of actual production, substantiating production minimums, and three years of the adjusted T-Yield.

For the grafted one acre that was originally planted, instead of receiving a T-Yield based solely on the year the trees were grafted (i.e., four-year-old trees;  $2021-2018 = 3 + 1 = 4$ ), the grafted 1 acre receives an adjusted T-Yield using the alternative T-Yield table for grafted acreage which gives credit for the age and reserves of the rootstock, resulting in a T-Yield of 634 as follows:

$$\text{Grafted T-Yield} = (\text{Un-grafted T-Yield}) 905 \times (\text{Grafting T-Yield Factor}) .70 = 634$$

2021 APH Database	Unit 0001-0001		Grafted Acreage (Block A)
Year	Prod	Acres	Yield
2016		0.0	
2017		0.0	F634
2018		0.0	F634
2019		0.0	F634
2020	3,900	1.0	A780
Approved APH			$2,682 \div 4 = 671$

2021 APH Database	Unit 0001-0001		Un-Grafted Acreage (Block B)
Year	Prod	Acres	Yield
2016	7,500	10.0	A750
2017	7,000	9.0	A700
2018	3,375	9.0	A675
2019	3,125	9.0	A625
2020	3,700	9.0	A740
Approved APH			$3,490 \div 4 = 698$

For subsequent crop year(s); “F” yields (representing the adjusted T-Yield for grafted acreage shown in Example 1 above) are not “fixed” in the APH database but are updated each crop year according to the grafting percentages contained in Table 1.

Steps 2 and 3 will be repeated for the next three crop years until all “F” yield descriptors are replaced with actual production using “A” yield descriptors (as shown in Example 1, Step 3 above).

Submitting the new APH database to PASS:

The new APH database is NOT submitted to PASS until the minimum production requirement has been reached.

The APH database established prior to grafting is NOT submitted to PASS. Only maintained at the AIP level.

**Note:** For the purposes of these grafted apples the “F” yield will be updated each year, manually by the AIP. PASS does not take into consideration the Grafting T-Yield Factor established under these procedures.



**Example 1:** To provide an example of the insured's calculated variability factor which is used to adjust the approved yield.

In this example the crop year is 2024.

- (a) The insured has production records for 10 years and an average yield of 1,985 pounds.
- (b) The variability index is calculated by dividing the 2023 annual yield by the average of 2022 and 2021 annual yields:  $960 \div [(1,050 + 2,820) \div 2] = 0.50$  (rounded to decimals) multiplied by 100, a variability index of 50.
- (c) The variability index value of 50 is used to determine the variability adjustment factor.
- (d) The variability index is greater than the minimum of 40 but less than the maximum of 160; therefore, the variability adjustment factor will be a calculated value:  $(200 - 50 \text{ variability index} \div 100 = 1.50)$ . See SP for exceptions to the variability index minimum and maximums.
- (e) The approved yield will be calculated by multiplying the average yield of 1,985 pounds by the variability adjustment factor for the 2024 crop year:  $1,985 \text{ pounds} \times 1.50 = 2,978$  pounds, which is the approved yield.

Crop Year	Total Production	Acres	Yield
2014	61,400	20	3,070
2015	15,600	20	780
2016	65,800	20	3,290
2017	14,000	20	700
2018	65,200	20	3,260
2019	13,000	20	650
2020	65,400	20	3,270
2021	21,000	20	1,050
2022	56,400	20	2,820
2023	19,200	20	960
	Average Yield		1,985
	Approved Yield		2,978
	Variability Index		50
	Variability Adjustment Factor		1.50
	Yield Indicator		VH

**Example 2:** To provide an example for situations where the approved yield (after applying the variability adjustment factor) is lower than the average yield, which would be representative of an “off” year that exceeds the maximum variability index.

In this example the crop year is 2024.

- (a) The insured has production records for 10 years and an average yield of 2,020 pounds.
- (b) The variability index is calculated by dividing the 2023 annual yield by the average of 2022 and 2021 annual yields:  $3,670 \div [(3,270 + 850) \div 2] = 1.78$  multiplied by 100.
- (c) The variability index value of 178 is used to determine the variability adjustment factor.
- (d) The variability index is greater than 160; therefore, the variability adjustment factor would be 0.40 indicating that 2024 crop year is expected to be lower or an “off” year. See SP for exceptions to the variability index minimum and maximums.
- (e) The approved yield will be calculated by multiplying the average yield by the variability adjustment factor for the 2024 crop year:  $2,020 \text{ pounds} \times 0.40 = 808 \text{ pounds}$ , which is the approved yield.

Crop Year	Total Production	Acres	Yield
2014	13,200	20	660
2015	61,400	20	3,070
2016	15,600	20	780
2017	65,800	20	3,290
2018	14,000	20	700
2019	65,200	20	3,260
2020	13,000	20	650
2021	65,400	20	3,270
2022	17,000	20	850
2023	73,400	20	3,670
	Average Yield		2,020
	Approved Yield		808
	Variability Index		178
	Variability Adjustment Factor		0.40
	Yield Indicator		VL

**Example 3:** To provide an example for situations where the approved yield (after applying the variability adjustment factor) is higher than the average yield, which would be representative of an “on” year that exceeds the maximum variability index.

In this example the crop year is 2024.

- (a) The insured has production records for 10 years and an average yield of 1,935 pounds.
- (b) The variability index is calculated by dividing the 2023 annual yield by the average of 2022 and 2021 annual yields:  $660 \div [(850 + 2,820) \div 2] = 0.36$  multiplied by 100.
- (c) The variability index value of 36 is used to determine the variability adjustment factor.
- (d) The variability index is less than 40; therefore, the variability adjustment factor would be 1.60 indicating that crop year 2024 crop year is expected to be higher or an “on” year. See SP for exceptions to the variability index minimum and maximums.
- (e) The approved yield will be calculated by multiplying the average yield by the variability adjustment factor for crop year 2024 crop year:  $1,935 \text{ pounds} \times 1.60 = 3,096 \text{ pounds}$ , which is the approved yield.

Crop Year	Total Production	Acres	Yield
2014	61,400	20	3,070
2015	15,600	20	780
2016	65,800	20	3,290
2017	14,000	20	700
2018	65,200	20	3,260
2019	13,000	20	650
2020	65,400	20	3,270
2021	17,000	20	850
2022	56,400	20	2,820
2023	13,200	20	660
	Average Yield		1,935
	Approved Yield		3,096
	Variability Index		36
	Variability Adjustment Factor		1.60
	Yield Indicator		VH

## Exhibit 18K Almond Post Harvest Irrigation APH Adjustment Example

---

An insured normally applies 16 inches of water to the orchard at post-harvest (PH).

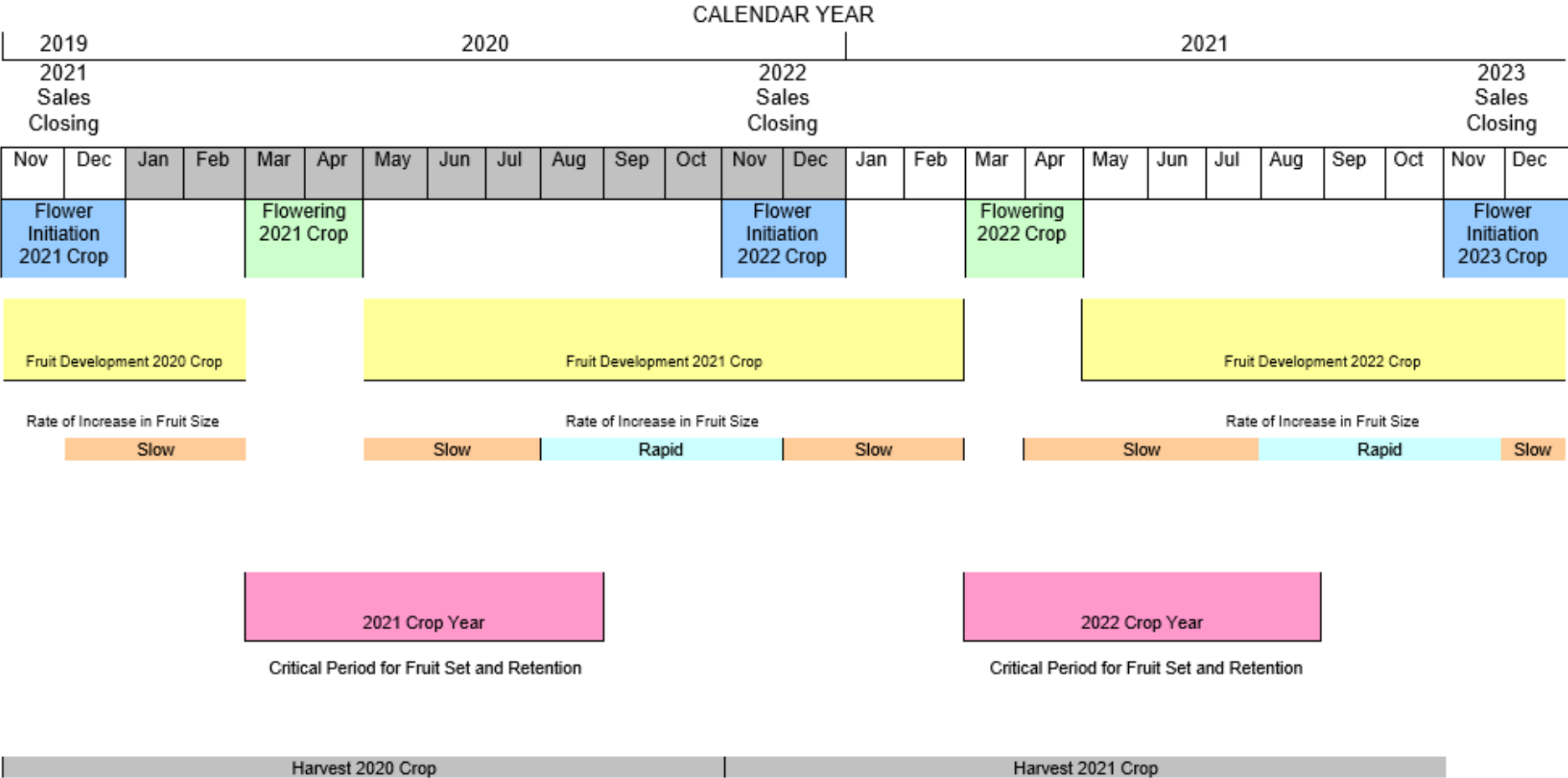
For 2024, the insured is only able to apply 7 inches of water post-harvest. The Average APH Yield is 2,800.

Calculations:  $(2023 \text{ PH Irrigation Amount}) \div (\text{Normal PH Irrigation Amount}) \times 100 = \text{Percent of PH Irrigation (Round to whole number)}$

- (1)  $7 \div 16 \times 100 = 44 \text{ Percent of PH Irrigation}$
- (2) Per Table, 44 Percent of PH Irrigation = 70 Percent of Average APH Yield
- (3) The approved yield is:  $(28,00 \times .70) = 1,960$

The AIP enters the approved yield of 1,960 with Special Case Yield Indicator “N” Use a Yield Limitation Flag of “11.”

Exhibit 18L Flowering, Fruit Set, Fruit Development, and Harvest of Hass Avocados



## Exhibit 19A Example Determining APH Production in Raw Pounds of Sugar

---

In 2024, the insured harvested 7,840 net tons of sugar from 224 acres. The net tons of sugar must be converted into raw pounds of sugar. The insured's percent of raw sugar is 18.1 percent determined from processor's tests.

$[(7,840 \text{ net paid tons} \times 2,000 \text{ pounds}) \times 0.181 \text{ insured's average percent of raw sugar}] = 2,838,080 \text{ total pounds of raw sugar}$

$2,838,080 \text{ pounds of raw sugar} \div 224 \text{ acres} = \text{actual yield of } 12,670 \text{ pounds of raw sugar per acre}$

**Exhibit 19B Forage Seed Underwriting Report Pre-Acceptance Inspection/Self-Certification Worksheet  
Completion Instructions**

---

**A. General Instructions - Attach the following:**

CURRENT CROP YEAR AERIAL PHOTOGRAPH OR GLOBAL POSITIONING SYSTEM (GPS) MAP OF UNIT:  
For new insureds, new seed-to-seed acreage, or unit structure changes, document field acres and locations on the aerial photograph or GPS map.

SPECIAL REPORT SHOWING ADEQUATE STAND DETERMINATIONS: This is required for underwriting report and pre-acceptance purposes and suggested for self-certification purposes. Include all information and calculations used to determine an adequate stand.

COPY OF ACTUAL PRODUCTION HISTORY database (APH): Include the APH database used for the current crop year or if current year not available, the database for the previous crop year.

**B. Completion Instructions**

Company Name - Name of the company and agency servicing the crop insurance policy.

(1) Insured's Name

The name of the insured person applying for the coverage.

(2) State & County

State and county name and codes where the forage seed acreage is located.

(3) Agent Information

Name, address, and phone number of the agent servicing the crop insurance policy.

(4) Policy Number

Insured's policy number from the most recent Policy Confirmation.

(5) Crop Year

Crop year the inspection or self-certification applies to.

(6) Unit Number

Enter appropriate unit numbers for the forage seed acreage.

(7) Map Field ID

Number or name of the field/subfield or unit corresponding to the aerial photograph of the acreage.

(8) FSA FN Number Legal Description Sec/Twp/Range

**B. Completion Instructions (Continued)**

FSA FN, as applicable. The legal description; Section, Township, and Range where the alfalfa seed acreage is located.

(9) Acres to 10ths

Total acres to tenths in field/subfield.

(10) Type

Enter the type code from the AD.

(11) Date Planted

Enter the date (Mo/Day/Yr) acreage was initially planted.

(12) Practice

Indicate acreage as in its seed-to-seed year or an established stand with a check mark or an "X."

(13) Stand Count Per Square Foot

Enter the stand determination results; use separate rows when fields or subfields have significant plant density variation or are not insurable.

(14) Not Applicable

(15) Official Use Only

This column is used by an authorized company representative to accept or reject coverage on a field or unit based on stand determinations and age of stands.

(16) Applicant or Self-Certifier Signature

Circle either Applicant or Self-Certifier, sign, and date.

(17) Inspector

Signature of authorized AIP inspector performing the inspection and date completed.

(18) Page numbers

Enter Page Numbers (Example: Page 1 of 1, page 1 of 2, page 2 of 2, etc.).





## Exhibit 19D Grass Seed Underwriting Report Completion Instructions

---

Policy provisions state that insurance will not attach on any acreage that does not have an adequate stand at the beginning of the insurance period. An adequate stand is ground coverage (as determined by percent total leaf area) of the insured type that equals or exceeds 75 percent of the land area planted to the type.

The CP require the Grass Seed Underwriting Report. Insured producers must complete the Grass Seed Underwriting Report for each field of grass seed and submit a copy of the report to the AIP before insurance attaches.

If the insured does not complete the Grass Seed Underwriting Report, or does not complete in an acceptable manner, AIPs must obtain the required information or deny coverage for the crop year. If the crop is damaged prior to application or the date insurance should have attached, the insurance does not attach.

Below are the elements and the information required to complete the underwriting report.

- (1) Insured's Name  
The name of the insured producer applying for the coverage.
- (2) State  
State name where insured grass seed acreage is located.
- (3) County  
County name where insured grass seed acreage is located.
- (4) Crop Year  
4-digit crop year, as defined in the policy.
- (5) Policy Number  
Insured's policy number.
- (5a) Grass Seed Type  
Grass Seed Type from **AD**.
- (6) Unit Number  
The unit number for the grass seed acreage.
- (7) FSA FN/Field ID  
The FSA FN/Field ID/subfield ID.
- (8) Legal Description Sec/Twp/Range  
The legal description; Section, Township, and Range where the grass seed acreage is located.
- (9) Acres  
Total acres in field/subfield.

## Exhibit 19D Grass Seed Underwriting Report Completion Instructions (Continued)

---

(10) Share

Insured's share in the unit.

(11) Other Persons(s) Sharing in the Crop

The name of the shareholder, if the insured's interest is less than 1.000 (100 percent).

(12) Date Seeded M/D/Y

The month, day, and year the acreage was seeded to grass seed.

(13) Area without cover or in other species.

**Step 1:** Select representative samples from each field or subfield. If the field/subfield consists of: 0.1-10.0 acres, select a minimum of three samples; 10.1-40.0 acres, select a minimum of 4 samples; add one additional sample for each additional 40.0 acres (or fraction thereof) in the field/subfield.

**Step 2:** Select a sample size (area in square feet, e.g., 3 square foot or 4 square feet, etc.) for all samples in the field/subfield. Identify samples in representative areas throughout the field (examples of measuring devices are contained in the Grass Seed (Pilot) Loss Adjustment Standards Handbook).

**Step 3:** Measure the dimensions of areas within the sampling device that are without ground cover, and that contain plants other than the insured type, in square inches. Determine the total area within the sampling device that is without ground cover by adding all the non-grass seed areas measured (both open areas and areas covered by other species).

**Step 4:** Enter the total for each area sampled in a box within item 13. Use multiple lines if more than three areas are sampled in the field/subfield.

(14) % Area without cover or in other species

Divide each entry in item 13 by the number of square inches within the sampling device.

3 sq. ft. = 432 sq. in.

4 sq. ft. = 576 sq. in.

5 sq. ft. = 720 sq. in.

(15) Crop Practice

Enter irrigated or non-irrigated.

(16) Plants other than Grass Seed Type

List other significantly occurring plants, i.e., grasses, such as brome grass or orchard grass; or weeds, such as cheat grass or kochia.

(17) Uninsurable acres

MAKE NO ENTRY.

**Exhibit 19D Grass Seed Underwriting Report Completion Instructions (Continued)**

---

(18) Acres seeded with another crop

List the acreage that has been seeded with a crop other than the proposed insured crop.

(19) Remarks

Sum the entries in item 14 and divide by the number of entries. Enter the result (percent without ground coverage) in "Remarks." Enter any special information that clarifies items on this form.

(20) Insured's Signature

The insured must sign this form.

(21) Date

Date the insured signs this form.

(22) Agent's Signature

Signature of agent after the insured has signed.

(23) Agent's Code

Code number of Agent.

(24) Date

Date the agent signs this form.

Exhibit 19E Grass Seed Underwriting Report - Example

1 INSURED'S NAME I. M. Insured							1 STATE Minnesota		3 COUNTY Roseau			4 CROP YEAR YYYY			5 POLICY NUMBER AN00000002333		
5a. Grass Seed Type Perennial Ryegrass																	
Line No.	6 Unit Number	7 FSN/Field ID	8 Legal Description Sec/Twp/Range			9 Acres	10 Share	11 Shareholder Name	12 Date Seeded Mo/Yr	13 Area without Cover or in Other Species			14 % Area without Cover or in Other Species			15 Crop Practice	16 Plants Other Than Grass Seed TYPES
1.	0001-0001	1234/ 3 a	5	160N	38W	47.3	1.000		MM/YYYY	14 in <sup>2</sup>	16 in <sup>2</sup>	12 in <sup>2</sup>	3.2	3.7	2.8	Non-Irr	
2.										43 in <sup>2</sup>	28 in <sup>2</sup>		10.0	6.5			
3.	0002-0001	2501/ 2	4	160N	38W	25.2	.750	I. M. Shareholder	MM/YYYY	20 in <sup>2</sup>	3 in <sup>2</sup>	40 in <sup>2</sup>	4.6	0.7	9.3	Non-Irr	
4.										33 in <sup>2</sup>			7.6				
5.																	
6.																	
7.																	
8.																	
9.																	
10.																	
11.																	
17 Uninsurable Acres									18 Acres Seeded With Another Crop								
<b>19 Remarks</b> Used 3 square foot round hoop for samples. Unit 0001-0001 FSN/FIELD ID 1234/ 3 a $3.2 + 3.7 + 2.7 + 10.0 + 6.5 = 26.1$ $26.1/5 = 5.2$ percent without cover Unit 0002-0001 FSN/FIELD ID 2501/ 2 $4.6 + 0.7 + 9.3 + 7.6 = 22.2$ $22.2/4 = 5.6$ percent without cover																	
I certify that to the best of my knowledge and belief all of the information on this form is correct. I also understand that failure to report completely and accurately may result in sanctions under my policy, including but not limited to avoidance of the policy, and in criminal or civil penalties (18 U.S.C. §1006 and §1014; 7 U.S.C. §1506; 31 U.S.C. §3729, §3730 and any other applicable federal statutes).																	
20 Insured Signature <i>I. M. Insured</i>							21 Date 5/15/2015		22 Agent's Signature <i>I. M. Agent</i>				23 Agent's Code 57A13			24 Date 5/19/2015	

\*\*\*

Exhibit 19F    Mint Underwriting Report - Example

FOR ILLUSTRATION PURPOSES ONLY  <b>UNDERWRITING REPORT/ PRE-ACCEPTANCE INSPECTION/ SELF-CERTIFICATION WORKSHEET</b>				COMPANY NAME:				1. APPLICANT NAME		
				2. STATE & COUNTY		3. AGENT NAME		4. POLICY NUMBER		5. CROP YEAR
6 UNIT NUMBER	7 MAP FIELD ID	8 FSN NUMBER	9 ACRES TO 10 <sup>THS</sup> (XX.X)	10 TYPE	11 DATE PLANTED (XX-XX-XX)	12 IRRIGATED YES      NO		13 STAND COUNT PER SQ. FOOT (X.X)	14 WINTER COVERAGE OPTION PERCENT STAND (XX%)	15 OFFICIAL USE ONLY ACCEPTANCE YES      NO
The information I have furnished on this form is complete and accurate. I understand that any false or inaccurate information may result in the sanctions outlined in my policy and administrative, civil, and criminal sanctions under 18 U.S.C. §§ 1006 and 1014, 7 U.S.C. §§ 1506, 31 U.S.C. §§ 3729 and 3730 and other federal statutes.										
16. APPLICANT OR SELF-CERTIFIER SIGNATURE					DATE	17. INSPECTOR'S SIGNATURE				DATE

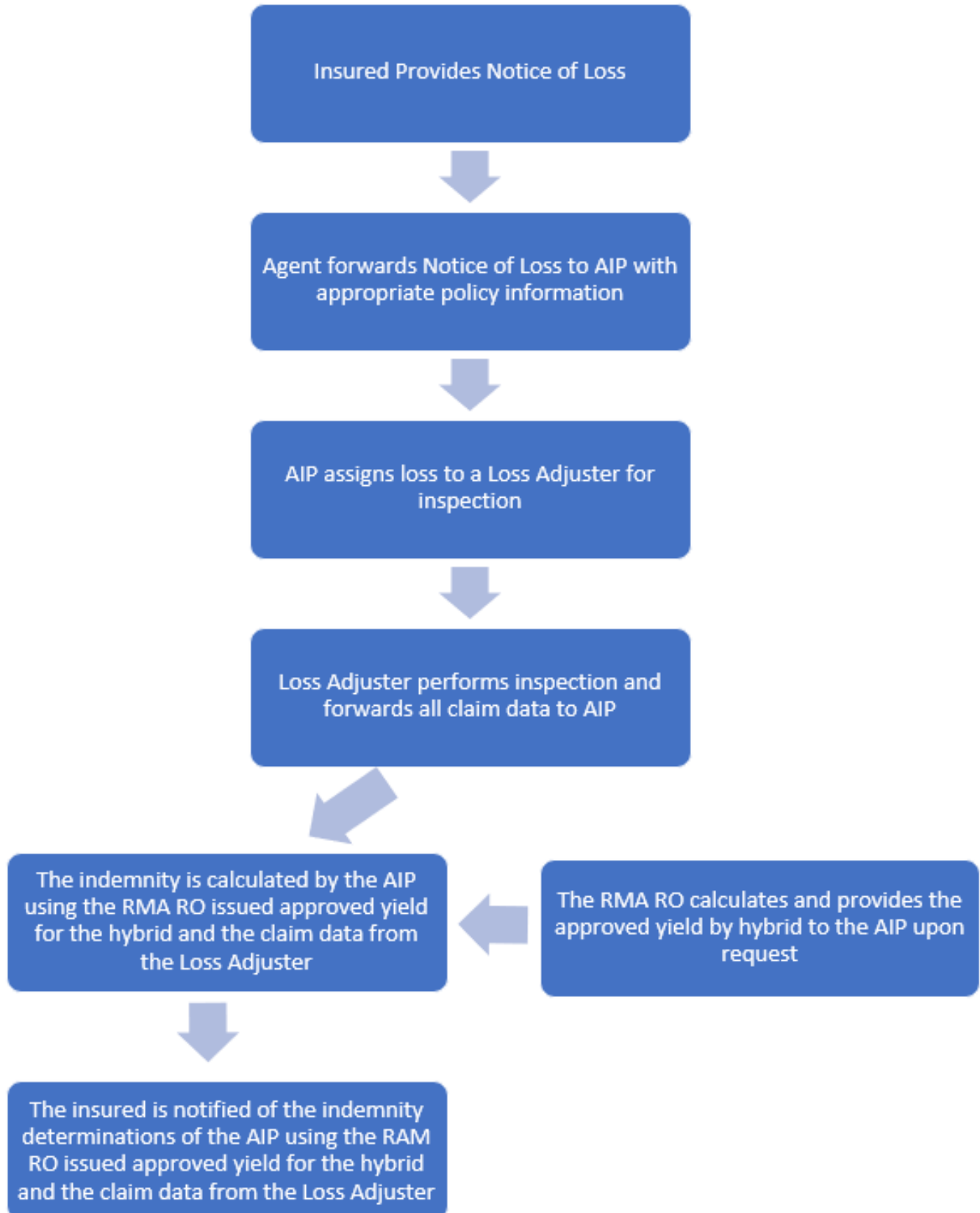
Instructions for completing the Mint Underwriting Report/Pre-Acceptance Inspection/Self Certification Worksheet

General Instructions Attach the following to the report:

- (1) Current crop year aerial photograph or GPS map of the unit. For new insureds, new mint acreage, and new unit structure changes, document field acres and locations on the aerial photograph or GPS map.
- (2) Special Report showing adequate mint stand determinations: This is required for underwriting report and pre-acceptance purposes and suggested for self-certification purposes. Include all information and calculations used to determine adequate stand.
- (3) Copy of actual production history (APH): Include the APH used for the insured crop year or production report for the previous crop year.

Once all documents are attached fill out blocks 1 through 17 of the report. inspection and date completed.

Hybrid Seed Corn or Hybrid Sorghum Seed Notice of Loss.





## Exhibit 20B Hybrid Seed Corn or Sorghum Seed Yield Request Elements and Required Information

---

(1) AIP

Enter the AIP.

(2) Commodity

Enter the crop, type, and practice.

(3) Seed Company

Identify the seed company name and ID number.

(4) Facility/Plant Location

Enter the facility's town location.

(5) Hybrid Identification\*

Enter the appropriate hybrid identification number/code when missing hybrid ID from published data.

**\*Note:** Hybrid Identification is only required when there is a missing hybrid and the AIP needs to request the missing hybrid.

Hybrid Seed Approved Yield Process



**Exhibit 20D Florida Citrus Fruit Producer's Pre-Acceptance Worksheet**

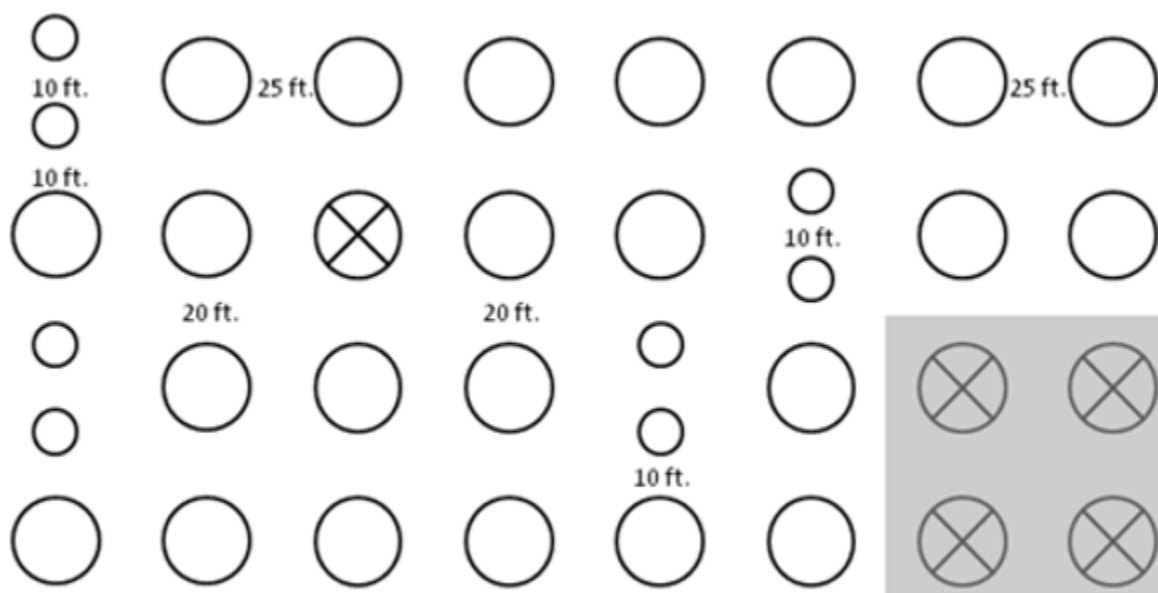
PRODUCER'S PRE-ACCEPTANCE WORKSHEET (FLORIDA CITRUS FRUIT) and BLOCK MAP															
Applicant/Insured's Name			Approved Insurance Provider's Name				Policy Number		Legal Description (may enter here or individually in "Legal Description" below):						
Applicant/Insured's Address & Telephone Number			AIP's Street or Mailing Address				County		Section	Township	Range	FSA Farm/Tract/Field Number			
							Crop Year	Unit Number	Other Land Identifier (e.g., Spanish land grants, metes and bounds, etc.)						
Citrus Fruit Group	Block Number	Acres in Block	Planting Pattern	Tree Spacing	Number of Trees	Number of Trees Per Acre	Month & Year <del>Topworkd or Blkhd</del>	Number of Trees <del>Topworkd or Blkhd</del>	Insurable or Uninsurable	Date Set Out/Grafted	Percent Stand	Organic Practice	Est. Prod. (Boxes)		
TOTALS															
Date of Last Inspection							Has the dollar amount of insurance for the insured crop been previously adjusted due to a reduction in the crop's production potential? <input type="checkbox"/> Yes <input type="checkbox"/> No								
Has an adjustment been applied to the crop's insurable acres resulting in a comparable reduction in yield? <input type="checkbox"/> Yes <input type="checkbox"/> No							Has damage (e.g., disease, hail, freeze) occurred to the trees that will reduce the crop's production potential? <input type="checkbox"/> Yes <input type="checkbox"/> No								
Have cultural practices or production methods (e.g., <del>buckhoring</del> , transitioning to organic) been performed that will reduce the insured's crop's production? <input type="checkbox"/> Yes <input type="checkbox"/> No							Have trees been removed, <del>buckhored</del> , top-worked or replaced with uninsurable trees resulting in a change of the original plant stand for any reported insurable acreage? <input type="checkbox"/> Yes <input type="checkbox"/> No								
<div style="border: 1px dashed black; width: 100%; height: 100%;"></div>							Insured's Signature:								
							Insured's Signature:							Date	

First, determine the number of measured insurable land acres in the grove. Next, make percent stand adjustments to determine the adjusted insurable acres. See the illustration and examples below for determination of number of trees per acre and percent stand of groves with replanting at a higher number of trees per acre.

To determine measured land acres:

- (1) measure the perimeter of the citrus block or sub-block to be insured; and
- (2) subtract unplanted areas within the perimeter, field roads, canals and/or other unplanted areas not part of the planting pattern.

Determine the percent stand based on the planting pattern as illustrated below. The large circles are insurable trees (DO3), the small circles are new interplanted trees, and the circles with an "X" are either dead or missing trees.



**Example 1:** Based upon the original planting 25' x 20' the number of trees per acre is 28.

Only insurable trees are counted, using the current CIH procedure.

- (1) The interplanted trees are not insurable trees; and
- (2) The dead or missing trees shown in the lower right corner are in a separate sub-block and excluded from measurements in determining acres.

Therefore, the total trees for determining a 100 percent stand would now be 28 which is the original planting pattern excluding the sub-block.

The number of insurable trees is 23. Percent stand is 82% ( $23 \div 28$ ) and is used to adjust the new measured acres.

**Example 2:** If the interplanted trees are insurable, the number of insurable trees is 31 trees (23 original trees + 8 replanted insurable trees) and 5 trees are dead/missing.

- (1) The dead/missing trees shown in the lower right corner of the illustration above are in a separate sub-block and excluded from measurements in determining acres. The total trees for determining a 100 percent stand would be 32 (23 original trees + 8 replanted + 1 dead tree).
- (2) The percent stand is 97 percent ( $31 \div 32$ ).

Since the insurable interplanted trees are the same crop type, acreage is not prorated as provided in the Florida Citrus Fruit CP Section 7 or [Part 20](#).

## FLORIDA FRUIT TREE GROVE PRODUCER PRE-ACCEPTANCE WORKSHEET

Name of Insured/Applicant I.M. Insured					Crop Year 20YY		County Polk		Agent AIP Representative 100 Palm Drive Town, FL XXXXX XXX-XXX-XXXX			Policy Number XX-XXX		
Address of Insured/Applicant XXX Any Street Town, FL XXXXX					Phone Number of Insured/Applicant XXX-XXX-XXXX									
Individual Grove Data:														
Unit No.	Block No.	Section	Township	Range	Crop & Type	Acres In Block	Tree Spacing	Tree Count	Tree Stage	Month & Year Set	Tree Age	Number of Trees	Percent of Trees	Stage-Block Number
0001-0001BU	1	E6	45N	22E	Orange, early	4.5	19x23	450	I					
									II	April 20YY	4	50	11%	1-II
									III	March 20YY	8	400	89%	1-III
0001-0001BU	2	E6	45N	22E	Orange, early	0.5	15x29	50	I	Feb 20YY	2	50	100%	2-I
									II					
									III					
Remarks														
Required Statements														
Insured's Signature and Date					AIP Representative Signature					Date of Inspection			Page 1 of 1	

GROVE LOCATION PLAT MAP

Page 1 of 1

Insured A

(Name of Insured or Applicant)

Polk

(County)

XXXXXXXX

(Policy Number)

Crop:

Orange Trees

Type:

Unit No.:

0001-0001OU

Address /

Legal

Description:

100 Any Street, Town, Florida XXXXX

Section: Grove 1

Sub-grove 1A

Highway XXX

Sub-grove 1B

Section:

Section:

Section:

Comments:



**NASS FLORIDA FIELD OFFICE**  
 2290 Lucien Way, Suite 300, Maitland, FL 32751  
<http://www.nass.usda.gov/fl>  
 407 / 648-6013



**U.S. Department of Agriculture**  
**Florida Department of Agriculture and Consumer Services**  
**University of Florida**  
**National Agricultural Statistics Service**  
**Division of Marketing and Development**  
**Institute of Food and Agricultural Sciences**

### REQUEST FOR PROPERTY INFORMATION

Dear Grower:

Name: \_\_\_\_\_ Date: \_\_\_\_\_

Address: \_\_\_\_\_

Telephone: \_\_\_\_\_

In order to obtain grove property citrus tree counts, list in the table below the information requested. Use one line for each different property that you own.

Information can only be released to property owners or their authorized agents with signed permission from the owner. You will receive a picture of the section or sections listed. Circle your property and return the picture to the aerial photography section to the FFO by mail or fax. Tree counts will be returned to you as soon as possible given time and resource availability of FFO employees.

If you have any questions, call: Tel: (407) 648-6013 Fax: (855) 271-9801.

County	Grove Name	Section	Township	Range

I, \_\_\_\_\_, certify that I am the owner or authorized agent of the owner of the above listed properties and request citrus tree counts for these properties.

\_\_\_\_\_  
 Signature



**Exhibit 201 Florida Fruit Tree Setting Distances and Approximate Number or Trees per Acre**

- (1) Under 50 Trees per acre with at least 881 square feet per tree

Setting Distances in Feet	Trees Per Acre	Setting Distances in Feet	Trees Per Acre	Setting Distances in Feet	Trees Per Acre
40 × 40	27	35 × 35	36	30 × 33	44
36 × 42	29	33 × 34	39	25 × 40	44
35 × 40	31	30 × 36	40	30 × 32	45
34 × 38	34	30 × 35	41	30 × 31	47
30 × 34	36	32 × 32	43	30 × 30	48

- (2) 50 to 59 Trees per acre with 773 to 880 square feet per tree

Setting Distances in Feet	Trees Per Acre	Setting Distances in Feet	Trees Per Acre	Setting Distances in Feet	Trees Per Acre
25 × 35	50	20 × 40	54	28 × 28	56
27 × 32	50	27 × 30	54	23 × 33	57
28 × 30	52	25 × 32	54	25 × 30	58
29 × 29	52	23 × 35	54	26 × 29	58
22 × 37	54	26 × 30	56	24 × 31	59

- (3) 60 to 69 Trees per acre with 627 to 732 square feet per tree

Setting Distances in Feet	Trees Per Acre	Setting Distances in Feet	Trees Per Acre	Setting Distances in Feet	Trees Per Acre
27 × 27	60	23 × 30	63	22 × 30	66
25 × 29	60	20 × 34	64	25 × 26	67
26 × 28	60	26 × 26	64	18 × 36	67
20 × 35	62	24 × 28	65	23 × 28	68
26 × 27	62	25 × 27	65	21 × 30	69

- (4) 70 to 79 Trees per acre with 548 to 626 square feet per tree

Setting Distances in Feet	Trees Per Acre	Setting Distances in Feet	Trees Per Acre	Setting Distances in Feet	Trees Per Acre
25 × 25	70	22 × 27	73	23 × 25	76
24 × 26	70	23 × 26	73	24 × 24	76
22 × 28	71	17 × 34	75	20 × 28	78
21 × 29	72	19 × 30	76	22 × 25	79
20 × 30	73	22 × 26	76	23 × 24	79

**Exhibit 20I Florida Fruit Tree Setting Distances and Approximate Number or Trees per Acre (Continued)**

- (5) 80 to 89 Trees per acre with 487 to 547 square feet per tree

Setting Distances in Feet	Trees Per Acre	Setting Distances in Feet	Trees Per Acre	Setting Distances in Feet	Trees Per Acre
21 × 26	80	22 × 24	83	18 × 28	86
18 × 30	81	20 × 26	84	21 × 24	86
20 × 27	81	15 × 34	85	22 × 23	86
23 × 23	82	16 × 32	85	20 × 25	87
19 × 28	82	17 × 30	85	19 × 26	88

- (6) 90 to 99 Trees per acre with 438 to 486 square feet per tree

Setting Distances in Feet	Trees Per Acre	Setting Distances in Feet	Trees Per Acre	Setting Distances in Feet	Trees Per Acre
18 × 27	90	16 × 30	91	19 × 24	96
21 × 23	90	17 × 28	92	15 × 30	97
22 × 22	90	21 × 22	94	18 × 25	97
15 × 32	91	17 × 27	95	20 × 22	99
20 × 24	91	20 × 23	95	21 × 21	99

- (7) More than 100 Trees per acre with 437 or less square feet per tree

Setting Distances in Feet	Trees Per Acre	Setting Distances in Feet	Trees Per Acre	Setting Distances in Feet	Trees Per Acre
19 × 23	100	16 × 26	105	18 × 20	121
15 × 29	100	15 × 27	108	19 × 19	121
18 × 24	101	20 × 20	109	16 × 22	124
16 × 27	101	18 × 22	110	18 × 19	127
17 × 25	102	14 × 28	111	17 × 20	128

## Exhibit 21A Summary of Revenue History Completion Instructions

---

- (1) Crop Year  
Appropriate crop year(s) for revenue being reported.
- (2) Net Acres  
Applicable acreage of pecans multiplied by insured's share.
- (3) Pounds Production  
Total pounds of harvested and/or appraised pecans, insured's share only (in-shell basis rounded to the nearest whole pound).
- (4) Gross Sales  
Pounds harvested and/or appraised pecans times the applicable in-shell average price (may be shown as fixed price, Agricultural Marketing Service (AMS) of the USDA prices only are applicable for direct market that is insurable), reported in dollars and cents, insured's share only.
- (5) Average Gross Sales  
Enter the yield descriptor (A or B), followed by the Average Gross Sales, the Gross Sales (item 4) divided by the Net Acres (item 2) rounded to whole dollars.
- (6) Pre-Harvest Appraisal  
Check this block if a Pre-Harvest Appraisal was completed (required if direct marketed or a loss was reported).
- (7) Total Number of Years  
Enter the applicable total number of years.
- (8) Total Average Gross Sales per Acre  
Enter the total of the Average Gross Sales in column 5.
- (9) Approved Average Revenue per Acre  
Average Gross Sales Per Acre (item 8) divided by the Total Number of Years (item 7) rounded to whole dollars.

[illegible]

## Exhibit 21C Pecan Revenue Summary of Revenue History

**Example 1:** This example shows the two-year modules to establish a new SRH database until 6 years of the base is established. (See Para. [2141](#)) The T-Revenue equals \$1,865.

- (1) SRH was established in CY 2018 with one year of actuals to meet policy requirement for production minimum. For CY 2017 the insured produced 6,300 pounds with actual gross sales of \$8,075. Below is the first year of a two-year coverage module.

2018						
Crop Year	Gross Sales	Total Pound Production	Acre	Yield in Pounds	Average Gross Sales per Acres	Yield Descriptor
2014			10		\$1,865	B
2015			10		\$1,865	B
2016			10		\$1,865	B
2017			10		\$1,865	B
				Average Revenue	\$1,865	
				Approved Revenue	\$1,865	

- (2) For CY 2018 the insured produced 15,500 pounds with actual gross sales of \$36,250. Below is the second year of a two-year coverage module.

2019						
Crop Year	Gross Sales	Total Pound Production	Acre	Yield in Pounds	Average Gross Sales per Acres	Yield Descriptor
2014			10		\$1,865	B
2015			10		\$1,865	B
2016			10		\$1,865	B
2017			10		\$1,865	B
				Average Revenue	\$1,865	
				Approved Revenue	\$1,865	

**Exhibit 21C Pecan Revenue Summary of Revenue History (Continued)**

- (3) For CY 2019 the insured produced 9,250 pounds with actual gross sales of \$21,500. The production and gross sales values for the prior two crop years are entered into the database. Below is the first year of a two-year coverage module.

2020						
Crop Year	Gross Sales	Total Pound Production	Acre	Yield in Pounds	Average Gross Sales per Acres	Yield Descriptor
2016			10		\$1,865	B
2017			10		\$1,865	B
2018	\$36,250	15,500	10	1,550	\$3,625	A
2019	\$21,500	9,250	10	925	\$2,150	A
				Average Revenue	\$2,376	
				Approved Revenue	\$2,376	

**Exhibit 21C Pecan Revenue Summary of Revenue History (Continued)**

- (4) For CY 2020 the insured produced 14,500 pounds with actual gross sales of \$35,400. Below is the second year of a two-year coverage module.

2021						
Crop Year	Gross Sales	Total Pound Production	Acre	Yield in Pounds	Average Gross Sales per Acres	Yield Descriptor
2016			10		\$1,865	B
2017			10		\$1,865	B
2018	\$36,250	15,500	10	1,550	\$3,625	A
2019	\$21,500	9,250	10	925	\$2,150	A
				Average Revenue	\$2,376	
				Approved Revenue	\$2,376	

- (5) For CY 2021 the insured produced 16,300 pounds with actual gross sales of \$40,900. The production and gross sales values for the prior two crop years are entered into the database. Below is the first year of a two-year coverage module.

2022						
Crop Year	Gross Sales	Total Pound Production	Acre	Yield in Pounds	Average Gross Sales per Acres	Yield Descriptor
2018	\$36,250	15,500	10	1,550	\$3,625	A
2019	\$21,500	9,250	10	925	\$2,150	A
2020	\$35,400	14,500	10	1,450	\$3,540	A
2021	\$40,900	16,300	10	1,630	\$4,090	A
				Average Revenue	\$3,351	
				Approved Revenue	\$3,351	

- (6) For CY 2022 the insured produced 11,150 pounds with actual gross sales of \$31,600. Below is the second year of a two-year coverage module.

2023						
Crop Year	Gross Sales	Total Pound Production	Acre	Yield in Pounds	Average Gross Sales per Acres	Yield Descriptor
2018	\$36,250	15,500	10	1,550	\$3,625	A
2019	\$21,500	9,250	10	925	\$2,150	A
2020	\$35,400	14,500	10	1,450	\$3,540	A
2021	\$40,900	16,300	10	1,630	\$4,090	A
				Average Revenue	\$3,351	
				Approved Revenue	\$3,351	

**Exhibit 21C Pecan Revenue Summary of Revenue History (Continued)**

- (7) For CY 2024 the insured produced 16,400 pounds with actual gross sales of \$42,250. The production and gross sales values for the prior two crop years are entered into the database. Below is the first year of a two-year coverage module.

2024						
Crop Year	Gross Sales	Total Pound Production	Acre	Yield in Pounds	Average Gross Sales per Acres	Yield Descriptor
2018	\$36,250	15,500	10	1,550	\$3,625	A
2019	\$21,500	9,250	10	925	\$2,150	A
2020	\$35,400	14,500	10	1,450	\$3,540	A
2021	\$40,900	16,300	10	1,630	\$4,090	A
2022	\$31,600	11,150	10	1,115	\$3,160	A
2023	\$42,250	16,400	10	1,640	\$4,225	A
			Average Revenue		\$3,465	
			Approved Revenue		\$3,465	

- (8) For CY 2024 the insured produced 32,000 pounds with actual gross sales of \$52,500. Below is the second year of a two-year coverage module.

2025						
Crop Year	Gross Sales	Total Pound Production	Acre	Yield in Pounds	Average Gross Sales per Acres	Yield Descriptor
2018	\$36,250	15,500	10	1,550	\$3,625	A
2019	\$21,500	9,250	10	925	\$2,150	A
2020	\$35,400	14,500	10	1,450	\$3,540	A
2021	\$40,900	16,300	10	1,630	\$4,090	A
2022	\$31,600	11,150	10	1,115	\$3,160	A
2023	\$42,250	16,400	10	1,640	\$4,225	A
			Average Revenue		\$3,465	
			Approved Revenue		\$3,465	



## Exhibit 21C Pecan Revenue Summary of Revenue History (Continued)

**Example 2:** This example is based on the same information as example 1; except, assigned revenue procedures are used in the example below (See Para. [2131C](#)):

- (1) The revenue report was not provided timely because the production from 2023 was not sold. Below is the first year of a two-year coverage module.

2024						
Crop Year	Gross Sales	Total Pound Production	Acre	Yield in Pounds	Average Gross Sales per Acres	Yield Descriptor
2018	\$36,250	15,500	10	1,550	\$3,625	A
2019	\$21,500	9,250	10	925	\$2,150	A
2020	\$35,400	14,500	10	1,450	\$3,540	A
2021	\$40,900	16,300	10	1,630	\$4,090	A
2022	\$31,600	11,150	10	1,115	\$3,160	A
2023			10		\$1,865	B
				Average Revenue	\$3,072	
				Approved Revenue	\$3,072	

- (2) The 2023 revenue report was received prior to ARD of the second year of the two-year module. Below is the second year of a two-year coverage module.

2025						
Crop Year	Gross Sales	Total Pound Production	Acre	Yield in Pounds	Average Gross Sales per Acres	Yield Descriptor
2018	\$36,250	15,500	10	1,550	\$3,625	A
2019	\$21,500	9,250	10	925	\$2,150	A
2020	\$35,400	14,500	10	1,450	\$3,540	A
2021	\$40,900	16,300	10	1,630	\$4,090	A
2022	\$31,600	11,150	10	1,115	\$3,160	A
2023	\$42,250	16,400	10	1,640	\$4,225	A
				Average Revenue	\$3,465	
				Approved Revenue	\$3,465	

**Exhibit 22 RO Determined Yield Type, Yield Limitation Flag and Rate Yield Chart**

RO Determined Yield Type	Applicable Crop	Other Explanation	Special Case Yield Indicator	YA/QL/YE	Rate Yield	Yield Limitation Flag YLF (applies whether RO UG or RO DY)
<b>Underage Crop</b>	Category C		UC	No	Equal Approved Yield	11
<b>Higher Yield Request</b>	Category C & Pecan Revenue		H	No	Equal Average Yield	01
<b>Change in Practice or Production Methods</b>	Category C & Pecan Revenue		P	No	Lower of Average or Approved Yield	If Increase in Approved Yield, YLF = 01
	Category C & Pecan Revenue		PM	No	Lower of Average or Approved Yield	If Decrease in Approved Yield, YLF = 11
	Category C	<i>Non-Conventional/ Sustainable Practice</i>	NS	No	Equal Approved Yield	11
	Category C	<i>Non-Conventional Farming Practice</i>	N	No	Equal Approved Yield	11
<b>High Variability Yield Adjustment (AB/DT)</b>	Category C	<i>Downward Trending &amp; Alternate Bearing</i>	F (Adjusted by RO DY)	If authorized by Para. 1863B	Dependent upon authorization	<p>If Approved Yield is lower than the Average yield and:</p> <ul style="list-style-type: none"> <li>high variability is not waived by the RO refer to Appendix III for YLF</li> <li>high variability is waived by the RO standard APH procedures apply. Refer to Appendix III for YLF</li> </ul>

**Exhibit 22 RO Determined Yield Type, Yield Limitation Flag and Rate Yield Chart (Continued)**

RO Determined Yield Type	Applicable Crop	Other Explanation	Special Case Yield Indicator	YA/QL/YE	Rate Yield	Yield Limitation Flag (applies whether RO UG or RO DY)
Minimum Production Requirement	Category C		M	No	Equal Approved Yield	11
Variable T-Yield Exception	Category B		N/A	N/A	Equal Average Yield	01
Other: When Authorized by RMA in writing	Category B	N/A Not Currently Authorized				
Other: Unusual Cases & When Authorized in writing by RMA	Category C		PB	RO DY letter must specify authorization	Dependent upon authorization	Refer to Appendix III for YLF

**Exhibit 22 RO Determined Yield Type, Yield Limitation Flag and Rate Yield Chart (Continued)**

<b>RO Determined Yield Type</b>	<b>Applicable Crop</b>	<i>Other Explanation</i>	<b>Special Case Yield Indicator</b>	<b>YA/QL/YE</b>	<b>Rate Yield</b>	<b>Yield Limitation Flag (applies whether RO UG or RO DY)</b>
<b>Irrigation Supply is not adequate</b>	Category C		I	No	Equal Approved Yield	11
<b>Productivity is Reduced</b>	Category C		R	No	Equal Approved Yield	11
<b>Productivity is Reduced (Gross Sales Below Approved Average Revenue/Acre &amp; Removed and/or damaged Acreage)</b>	Pecan Revenue		PS	No	Equal Approved Yield	11
<b>Productivity is Reduced - Florida Citrus</b>	Dollar Plan		N/A	N/A	N/A	N/A

Exhibit 22 RO Determined Yield Type, Yield Limitation Flag and Rate Yield Chart (Continued)

Not RO Determined Yields but Special Case Yield Indicators	Applicable Crop	Other Explanation	Special Case Indicator	YA/QL/YE	Rate Yield	Yield Limitation Flag (applies whether RO UG or RO DY)
High Variability Yield Adjustment (AB/DT)	Category C	<i>Alternate Bearing</i>	AF (AIP adjusted per CIH)	See para. 1863B	Equal Approved Yield	Refer to Appendix III for YLF
	Category C	<i>Downward Trending</i>	DF (AIP adjusted per CIH)	See para. 1863B	Equal Approved Yield	Refer to Appendix III for YLF
	Category C	<i>Downward Trending &amp; Alternate Bearing</i>	F (AIP Adjusted by Formula in RO UG)	<b>If authorized by the RO UG</b>	<b>Dependent upon authorization</b>	Refer to Appendix III for YLF
	Category C	<i>Downward Trending &amp; Alternate Bearing</i>	D (Met AB or DT CIH test, but waived modification by CIH formula and adjusted by RO UG)	<b>If authorized by the RO UG</b>		Refer to Appendix III for YLF

**Approved RO Determined Yield:** The yield determined by the Regional Office, according to their procedures, based upon documentation submitted by the producer through the AIP, used to determine the guarantee.

**Yield Descriptor:** The applicable yield descriptor as provided in CIH Exhibit 15W, the RO Determined Yield, or RO UG.

**Yield Indicator:** The applicable yield indicators and special case indicators as provided by CIH Exhibit 15V, the RO Determined Yield or RO UG.

**YC & Floors:** Are not authorized for RO Determined Yield requests or Underwriting Guidelines.

If YA is applied by the RO through the RO Determined Yield or through RO UG then the AIP must send the YA option code on the acreage record through PASS. If YA was elected on a non-continuous rated crop, then the surcharge flag on the acreage record must also be set to establish the .05 multiplicative rate. The yield record will not include the YA option codes. See AD for crops with the surcharge.

