

United States  
Department of  
Agriculture



Federal Crop  
Insurance  
Corporation



Product  
Administration  
and Standards  
Division

# SOYBEAN LOSS ADJUSTMENT STANDARDS HANDBOOK

FCIC-25440 (12-2009)

**2010 and Succeeding Crop Years**



**UNITED STATES DEPARTMENT OF AGRICULTURE  
WASHINGTON, D.C. 20250**

|   |   |                                      |
|---|---|--------------------------------------|
| <b>FEDERAL CROP INSURANCE HANDBOOK</b>  | <b>Number: 25440</b>  | <b>(12-2009)</b>                     |
| <b>SUBJECT:</b><br><br><b>SOYBEAN LOSS ADJUSTMENT<br/>STANDARDS HANDBOOK<br/>2010 AND SUCCEEDING CROP<br/>YEARS</b> | <b>OPI: Product Administration and Standards Division</b>   |                                      |
|   | <b>APPROVED:</b><br><br><i>/S:// Tim B. Witt</i><br><br><i>For Deputy Administrator, Product Management</i> | <b>DATE:</b><br><br><i>12/7/2009</i> |

**THIS HANDBOOK CONTAINS THE OFFICIAL FCIC-ISSUED LOSS ADJUSTMENT STANDARDS FOR THIS CROP FOR THE 2010 AND SUCCEEDING CROP YEARS. ALL REINSURED COMPANIES WILL UTILIZE THESE STANDARDS FOR BOTH LOSS ADJUSTMENT AND LOSS TRAINING.**

**SUMMARY OF CHANGES/CONTROL CHART**

The following list contains significant changes to this handbook, as determined by us. It may not represent all changes made. All changes made to this handbook are applicable regardless of whether or not listed

Major Changes: See changes or additions in text which have been **highlighted**. Three stars (\*\*\*) identify where information has been removed.

Changes for Crop Year 2010 (FCIC-25440) issued **DECEMBER, 2009:**

1. Throughout handbook: Made editorial and syntax changes so handbook text tracks with current RMA-approved handbook formatting, and updated examples and forms as needed.
2. Throughout the handbook: Comments that pertained to grammar, punctuation, deleting unneeded words, rewording to make a sentence flow better, corrections of reference numbers, formatting, etc. were incorporated if accepted, but are not listed.
3. Throughout the handbook: Replace the term “Insurance Provider” with “Approved Insurance Provider” or abbreviated “AIP.”
4. Throughout the handbook: Removed the signature blocks and privacy act statements from all form examples. These are still required entries on any applicable company generated forms.

# SOYBEAN LOSS ADJUSTMENT STANDARDS HANDBOOK

## SUMMARY OF CHANGES / CONTROL CHART (Continued)

5. **Subsection 3 C:** Added “For information on Enterprise and Whole-Farm units, refer to the LAM.”
6. Subsection 3 D (11): Added “For specialty use type soybeans, quality adjustment will be provided as specified in the crop provisions and Special Provisions. No additional quality adjustment will be made for any specialty type.”
7. Subsection 4 C: Revised examples to reflect correct entries on the new Production Worksheet.
8. Subsection 8 C, item 22: Added “If there is no plant damage, leave blank.”
9. Subsection 8 C, item 23: Added “If there is no entry in column 22, leave blank.”
10. Section 9 – Revised all applicable entry instruction for the new Production Worksheet.

| Control Chart For: Soybean Loss Adjustment Standards Handbook |                 |               |                 |                       |         |                     |
|---|-----------------|---------------|-----------------|-----------------------|---------|---------------------|
|   | SC<br>Page(s)   | TC<br>Page(s) | Text<br>Page(s) | Reference<br>Material | Date    | Directive<br>Number |
| Remove  | Entire Handbook |               |                 |                       |         |                     |
| Current<br>Index  | 1-2             | 1-2           | 1-52            | 53-73                 | 12-2009 | FCIC-25440          |

# SOYBEAN LOSS ADJUSTMENT STANDARDS HANDBOOK

## TABLE OF CONTENTS

### PAGE

|   |    |
|---|----|
| <b>1. INTRODUCTION</b> .....                                      | 1  |
| <b>2. SPECIAL INSTRUCTIONS</b> .....                              | 1  |
| A. DISTRIBUTION .....   | 1  |
| B. TERMS, ABBREVIATIONS, AND DEFINITIONS .....                    | 1  |
| <b>3. INSURANCE CONTRACT INFORMATION</b> .....                    | 2  |
| A. INSURABILITY .....   | 2  |
| B. PROVISIONS AND PROCEDURES NOT APPLICABLE TO CAT COVERAGE ..... | 3  |
| C. UNIT DIVISION.....   | 3  |
| D. QUALITY ADJUSTMENT .....                                       | 3  |
| <b>4. REPLANTING PAYMENT PROCEDURES</b> .....                     | 4  |
| A. GENERAL INFORMATION .....                                      | 4  |
| B. QUALIFICATION FOR REPLANTING PAYMENT.....                      | 5  |
| C. MAXIMUM REPLANTING PAYMENT .....                               | 5  |
| D. REPLANTING PAYMENT INSPECTIONS .....                           | 6  |
| <b>5. SOYBEAN APPRAISALS</b> .....                                | 7  |
| A. GENERAL INFORMATION .....                                      | 7  |
| B. SELECTING REPRESENTATIVE SAMPLES FOR APPRAISALS .....          | 7  |
| C. MEASURING ROW WIDTH FOR SAMPLE SELECTION .....                 | 7  |
| D. PLANT TYPES AND STAGES OF GROWTH.....                          | 8  |
| <b>6. APPRAISAL METHODS</b> .....                                 | 14 |
| A. GENERAL INFORMATION .....                                      | 14 |
| B. STAND REDUCTION METHOD.....                                    | 14 |
| C. PLANT DAMAGE METHOD.....                                       | 15 |
| D. SEED COUNT METHOD .....  | 18 |
| E. INTERPOLATION TABLES .....                                     | 19 |
| <b>7. APPRAISAL DEVIATIONS AND MODIFICATIONS</b> .....            | 19 |
| A. DEVIATIONS.....  | 19 |
| B. MODIFICATIONS.....   | 19 |

# SOYBEAN LOSS ADJUSTMENT STANDARDS HANDBOOK

## TABLE OF CONTENTS (Continued)

### PAGE

|  |    |
|--|----|
| <b>8. APPRAISAL WORKSHEET ENTRIES AND COMPLETION PROCEDURES</b> .....                  | 20 |
| A. APPRAISAL WORKSHEET FORM STANDARDS .....  | 20 |
| B. GENERAL INFORMATION FOR WORKSHEET ENTRIES AND COMPLETION<br><b>PROCEDURES</b> ..... | 20 |
| C. WORKSHEET ENTRIES AND COMPLETION INFORMATION.....                                   | 21 |
| PART I - STAND REDUCTION AND PLANT DAMAGE.....   | 21 |
| PART II - SEED COUNT METHOD .....  | 25 |
| APPRAISAL WORKSHEET EXAMPLES.....  | 27 |
| <b>9. CLAIM FORM ENTRIES AND COMPLETION PROCEDURES</b> .....                           | 31 |
| A. CLAIM FORM STANDARDS.....   | 31 |
| B. GENERAL INFORMATION FOR WORKSHEET ENTRIES AND COMPLETION<br><b>PROCEDURES</b> ..... | 31 |
| C. FORM ENTRIES AND COMPLETION INFORMATION.....  | 32 |
| SECTION I – DETERMINED ACREAGE APPRAISED, PRODUCTION AND<br>ADJUSTMENTS.....           | 35 |
| SECTION II - HARVESTED PRODUCTION.....   | 44 |
| CLAIM FORM EXAMPLE .....   | 51 |
| CLAIM FORM EXAMPLE (REPLANT) .....   | 52 |
| <b>10. REFERENCE MATERIAL</b> .....  | 53 |
| <b>TABLE A - MINIMUM REPRESENTATIVE SAMPLE REQUIREMENTS</b> .....                      | 53 |
| <b>TABLE B - ROW WIDTH FACTOR</b> .....  | 53 |
| <b>TABLE C - COMBINED TEST WEIGHT AND PACK FACTOR</b> .....                            | 54 |
| <b>TABLE D - SEED (BEAN) SIZE FACTOR</b> .....   | 55 |
| <b>TABLE E - PLANTS PER ACRE</b> .....   | 56 |
| <b>TABLE F - INDETERMINATE SOYBEAN STAND REDUCTION LOSS</b><br>VC - R1 STAGES.....     | 60 |
| <b>INDETERMINATE SOYBEAN STAND REDUCTION LOSS</b><br>R2 – R3.5 STAGES.....             | 63 |
| <b>DETERMINATE SOYBEAN STAND REDUCTION LOSS</b> .....                                  | 66 |
| <b>TABLE G - CUTOFF/BREAKOVER</b> .....  | 69 |
| <b>TABLE H - INDETERMINATE SOYBEAN DEFOLIATION PERCENT OF DAMAGE</b> .....             | 71 |
| <b>TABLE I - DETERMINATE SOYBEAN DEFOLIATION PERCENT OF DAMAGE</b> .....               | 72 |
| <b>TABLE J - SOYBEAN MOISTURE ADJUSTMENT FACTOR</b> .....                              | 73 |

# 1. INTRODUCTION

---

---

## **THIS HANDBOOK MUST BE USED IN CONJUNCTION WITH THE LOSS ADJUSTMENT MANUAL (LAM) STANDARDS HANDBOOK, FCIC-25010.**

The FCIC-issued loss adjustment standards for this crop are the official standard requirements for adjusting Multiple Peril Crop Insurance (MPCI) losses in a uniform and timely manner. The FCIC-issued standards for this crop and crop year are in effect as of the signature date for this crop handbook at [www.rma.usda.gov/handbooks/25000/index.html](http://www.rma.usda.gov/handbooks/25000/index.html). All reinsured companies will utilize these standards for both loss adjustment and loss training for the applicable crop year. These standards which include crop appraisal methods, claims completion instructions, and form standards, supplement the general (not crop-specific) loss adjustment standards identified in the (LAM).

# 2. SPECIAL INSTRUCTIONS

---

---

This handbook remains in effect until superseded by reissuance of **either** the entire handbook **or** selected portions (through slipsheets or bulletins). If slipsheets have been issued for a handbook, the original handbook as amended by slipsheet pages shall constitute the handbook. A bulletin can supersede either the original handbook or subsequent slipsheets.

## **A. DISTRIBUTION**

- (1) The following is the minimum distribution of forms completed by the adjuster and signed by the insured (or the insured's authorized representative) for the loss adjustment inspection:
  - (a) One legible copy to the insured.
  - (b) The original and all remaining copies as instructed by the Approved Insurance Provider (AIP).
- (2) It is the AIPs' responsibility to maintain original insurance documents relative to policyholder servicing as designated in their approved plan of operations.

## **B. TERMS, ABBREVIATIONS, AND DEFINITIONS**

- (1) Terms, abbreviations, and definitions **general** (not crop specific) to loss adjustment are identified in the LAM.
- (2) Terms, abbreviations, and definitions **specific** to soybean loss adjustment and this handbook, which are not defined in this section, are defined as they appear in the text.
- (3) Abbreviations:

|             |  |
|-------------|--|
| <b>CAT</b>  | Catastrophic Risk Protection                             |
| <b>CIH</b>  | Crop Insurance Handbook                                  |
| <b>DSSH</b> | Document and Supplemental Standards Handbook, FCIC-24040 |
| <b>FGIS</b> | Federal Grain Inspection Service                         |

- (4) Definitions:

**Harvest** Combining, threshing, or picking the insured crop for grain, or cutting for hay, silage, or fodder.

### **3. INSURANCE CONTRACT INFORMATION**

---

The AIP is to determine that the insured has complied with all policy provisions of the insurance contract. Crop provisions, which are to be considered in this determination, include (but are not limited to):

#### **A. INSURABILITY**

The following may not be a complete list of insurability requirements. Refer to the Basic Provisions, **the** Coarse Grains Crop Provisions, and **the** Special Provisions for a complete list.

- (1) The crop insured will be all soybeans in the county in which the insured has a share, for which premium rates are provided by the actuarial documents; and
  - (a) That are planted for harvest as beans;
  - (b) That are adapted to the area based on days to maturity and is compatible with agronomic and weather conditions in the area;
  - (c) Unless allowed in the Special Provisions or a written agreement, soybeans are not insurable if they are:
    - 1 interplanted with another crop; or
    - 2 planted into an established grass or legume.
- (2) Unless otherwise allowed by the Special Provisions, soybeans must be mechanically incorporated into the soil in the planting process to be considered insurable. Refer to the LAM. Refer to the Special Provisions for any applicable allowed practices such as “Non-Conventional (NC).” The “Non-Conventional” practice deals with soybeans planted in a two-step operation in which the seed is first broadcast onto the surface of the soil using a boom type spreader and is subsequently incorporated into the soil at the proper depth in a timely manner. Written agreements may be issued to insure soybean acreage seeded by methods NOT RATED on the actuarial documents if specified standards provided for in the written agreement are met.
- (3) Any acreage of the insured crop damaged before the final planting date, to the extent that the majority of producers in the area would normally not further care for the crop, must be replanted unless the AIP agrees that it is not practical. Refer to the LAM for replanting provision issues. Refer to section 4 of this handbook for replanting payment procedures.



**B. PROVISIONS AND PROCEDURES NOT APPLICABLE TO CAT COVERAGE**

Refer to the LAM for provisions and procedures not applicable to CAT.

**C. UNIT DIVISION**

Refer to the insurance contract for unit provisions. Unless limited by the Crop or Special Provisions, a basic unit, as defined in the Basic Provisions, may be divided into optional units if, for each optional unit, all the conditions stated in the applicable provisions are met.

For information on Enterprise and Whole-Farm units, refer to the LAM.

**D. QUALITY ADJUSTMENT**

- (1) The adjuster must refer to the Special Provisions if production is eligible for quality adjustment as identified in the crop provisions.
- (2) Refer to the LAM for information on speculative type contract prices in quality adjustment. THE QUALITY ADJUSTMENT FACTOR CANNOT BE GREATER THAN 1.000 or less than zero (.000).
- (3) Soybean production, in accordance with the crop provisions, will be eligible for quality adjustment if:
  - (a) Deficiencies in quality (due to insurable causes of loss), in accordance with the Official United States Standards for Grain, result in soybeans not meeting the grade requirements for **U.S. No. 4** or better (grades U.S. Sample Grade) because of kernel damage (excluding heat damage) or having a musty, sour, or commercially objectionable foreign odor (except garlic odor) or which meet the special grade for garlicky soybeans,
  - (b) The test weight is less than 49 pounds and discount factors are provided in the Special Provisions; or
  - (c) Substances or conditions are present that are identified by the Food and Drug Administration or other public health organizations of the United States as being injurious to human or animal health. "Green Damage" (soybeans which are discolored green in cross section), as described by FGIS, will be considered as a type of kernel damage.

Refer to the LAM for instructions on who can obtain samples for grading, and who can make determinations of deficiencies, conditions and substances that would cause the crop to qualify for quality adjustment.

- (4) When due to insurable cause(s), use of quality adjustment for soybeans is handled by determining the appropriate discount factors from the Special Provisions, summing them together, if applicable, and subtracting from 1.000 to obtain the applicable Quality Adjustment Factor (percent of production to count). Refer to the Special Provisions for chart discount factors, instructions for calculating non-chart discount factors, and other discounts allowed. Also, refer to the LAM for examples and guidance in determining reduction in values (RIV's) to determine non-chart discount factors.
- (5) Moisture adjustment is applied prior to applying any qualifying adjustment for quality such as test weight, kernel damage, etc. A soybean moisture adjustment chart is located in **TABLE J (Soybean Moisture Adjustment Factors)**. Moisture adjustment results in a reduction in production to count of 0.12 percent for each 0.1 percent moisture in excess of **13 percent**.
- (6) For soybeans for which RIV's apply, and which can be conditioned/reconditioned, refer to the Quality Statement(s) in the Special Provisions **and the LAM** for instructions.
- (7) If a local market cannot be found for the soybeans, refer to the LAM.
- (8) Refer to the LAM for special instructions regarding mycotoxin-infected grain.
- (9) Document quality adjustment information as described in the instructions for the "Narrative" section of the claim form (subsection 9 B), or on a Special Report.
- (10) For additional quality adjustment definitions, instructions, qualifications, and testing requirements, refer to the LAM and the Official United States Standards for Grain.
- (11) For specialty use type soybeans, quality adjustment will be provided as specified in the crop provisions and Special Provisions. No additional quality adjustment will be made for any specialty type.

## **4. REPLANTING PAYMENT PROCEDURES**

---

### **A. GENERAL INFORMATION**

- (1) Replanting payments made on acreage replanted by a practice that was uninsurable as an original planting will require the deduction of the replanting payment for such acreage from the original unit liability. If the unit dollar loss (final claim) is less than the original unit liability minus such replanting payment, the actual indemnity dollar amount will not be affected by the replanting payment. The premium will not be reduced.
- (2) No replanting payment will be made on acreage on which one replanting payment has already been allowed for the crop year.

## **B. QUALIFICATIONS FOR REPLANTING PAYMENT**

To qualify for replanting payment, the:

- (1) insured crop must be damaged by an insurable cause;
- (2) AIP determines that it is practical to replant (refer to the LAM);
- (3) acres being replanted must have been initially planted on or after the “Earliest Planting” date established by the Special Provisions;
- (4) bushel per acre appraisal (or the appraisal plus any appraisals for uninsured causes of loss) must be less than 90 percent of the bushel per acre production guarantee for the acreage the insured intends to replant (Refer to section 5, “Soybean” Appraisals);
- (5) acreage replanted must be **AT LEAST** the lesser of 20 acres or 20 percent of the insured **planted** acreage for the unit as determined on the final planting date or within the late planting period if a late planting period is applicable (Any acreage planted after the end of the late planting period will not be included when determining if the 20 acres or 20 percent qualification is met. Refer to the LAM.); and
- (6) AIP has given consent to replant.

In the Narrative of the claim form or on a Special Report, show the bushel per acre appraisal for each field or subfield and the calculations to document that qualifications for a replant payment have been met.

## **C. MAXIMUM REPLANTING PAYMENT**

The maximum amount of the replanting payment per acre will be the **LESSER OF**:

- (1) the insured’s actual replanting cost;
- (2) the product of multiplying the maximum bushels allowed in the policy (**3 bushels**) by the insured’s price election, times the insured's share in the crop; or
- (3) 20 percent of the production guarantee times the applicable price election times the insured’s share.

Compute the number of bushels per acre allowed for a replanting payment by dividing the maximum replanting payment by the price election. Show all calculations in the Narrative section of the claim form or on a Special Report.

## EXAMPLE 1

Owner/operator (100 percent share)

30 acres replanted

Insured's actual cost to replant = \$18.00 per acre

Price election = \$6.50 per bu.

20% of prod. guar. (37.5 bu. x 20%) = 7.5 bu. x \$6.50 (price election) x 1.000 (share) =

\$48.75 3.0 bu. (maximum bu. allowed in policy) x \$6.50 (price election) x 1.000 (share) = \$19.50

The lesser of \$18.00, \$48.75 and \$19.50 is \$18.00

Actual bushels per acre allowed = 2.8 bu. (\$18.00 ÷ \$6.50)

Enter the number of replanted acres multiplied by 2.8 bu. (84 bu.) in Section I - column 36, "Production Post QA" of the claim form.

## EXAMPLE 2

Landlord/tenant (50/50 share)

No agreement exists that allows the tenant to have the landlord's share of the replanting payment.

30 acres replanted

Insured's actual cost to replant = \$9.00 per acre

Price election = \$6.50 per bu.

20% of prod. guar. (37.5 bu. x 20%) = 7.5 bu. x \$6.50 (price election) x .500 (share) = \$24.38

3.0 bu. (maximum bu. allowed in policy) x \$6.50 (price election) x .500 (share) = \$9.75

The lesser of \$9.00, \$24.38, and \$9.75 is \$9.00

Actual bushels per acre allowed = 1.4 bu. (\$9.00 ÷ \$6.50)

Enter the number of replanted acres multiplied by 1.4 bu. (42 bu.) if the share has been applied, or the number of replanted acres multiplied by 2.8 bu. (84 bu.) if share has yet to be applied in Section I - column 36, "Production Post QA" of the claim form. (Follow individual AIP guidelines). Indicate in the "Narrative" if the bushels allowed for replanting have/have not been reduced for share on the claim form according to AIP guidelines.

## D. REPLANTING PAYMENT INSPECTIONS

Replanting payment inspections are to be prepared as final inspections on the claim form only when qualifying for a replanting payment. Non-qualifying replanting payment inspections (**unless the claim is withdrawn by the insured**) are to be handled as preliminary inspections. If qualified for a replanting payment, a Certification Form may be prepared on the initial farm visit. Refer to the LAM.

## 5. SOYBEAN APPRAISALS

---

### A. GENERAL INFORMATION

Potential production for all types of inspections will be appraised in accordance with procedures specified in this handbook and the LAM.

### B. SELECTING REPRESENTATIVE SAMPLES FOR APPRAISALS

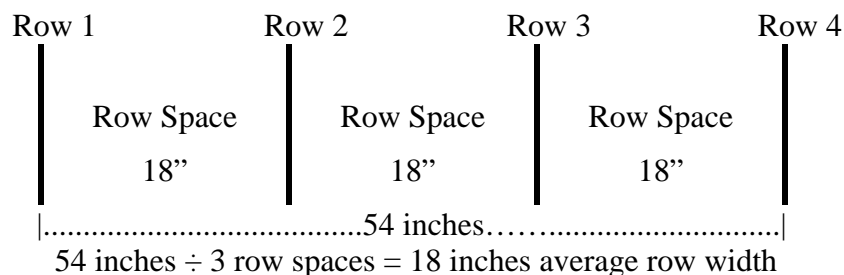
- (1) Determine the minimum number of required samples for a field or subfield by the field size, the average stage of growth, age (size) and general capabilities of the plants, and variability of potential production and plant damage within the field or subfield.
- (2) Split the field into subfields when:
  - (a) Variable damage causes the crop potential to appear to be significantly different within the same field; or
  - (b) The insured wishes to destroy a portion of a field.
- (3) Each field or subfield must be appraised separately.
- (4) Take not less than the minimum number (count) of representative samples required in **TABLE A (Minimum Representative Sample Requirements)** for each field or subfield.

### C. MEASURING ROW WIDTH FOR SAMPLE SELECTION

Use these instructions for all appraisal methods that require row width determinations.

- (1) Use a measuring tape marked in inches or convert a tape marked in tenths, to inches, to measure row width (refer to the LAM for conversion table).
- (2) Measure across **THREE** OR MORE row spaces, from the center of the first row to the center of the fourth row (or as many rows as needed), and divide the result by the number of row spaces measured across, to determine an average row width.

#### EXAMPLE:



(3) Apply the average row width to **TABLE B (Row Width Factor)** to determine the factor required for the sample row. (The row-width factor is applied only to the Seed Count appraisal method).

(4) Where rows are skipped for tractor and planter tires, refer to the LAM.

(5) For broadcast acreage, use a 3-foot square grid (9 square feet).

## **D. PLANT TYPES AND STAGES OF GROWTH**

(1) These instructions provide plant-type and growth-stage information for use when appraising potential production during various stages of growth.

(2) Soybean Types and Regions of Production. Soybeans fall into two general types, determinate and indeterminate, with several varieties in each type. Determinate varieties usually are planted in the southern region and indeterminate varieties are planted in the northern region.

(3) Plant Characteristics:

(a) Indeterminate type (Maturity Group IV and earlier-maturing varieties):

1 Pods are generally formed on the main stem of the plant.

2 The plant is generally less bushy than the determinate varieties.

3 The blooming period begins earlier and extends over a longer period of time than the determinate type. Flowering begins at the 4th or 5th node and progresses upward.

(b) Determinate type (Maturity Group V and later-maturing varieties):

1 Pods are formed on branches as well as on the main stem of the plant.

2 Plants branch out considerably more than the indeterminate type and reach almost full height before blooming.

3 The blooming period is shorter than the indeterminate type. Regardless of planting dates, the same (determinate type) variety will generally bloom at the same time and with the same duration. Flowering begins at the 8th or 10th node and progresses both up and down.

(4) Growth Stage Determination and Designation:

(a) The growth stage determination is based on at least 50 percent of plants having reached the stage described. The main stem is used for stage determination and branches are ignored. Stage of growth is determined by the examination of 10 consecutive plants with a complete main stem. Fields should be split into sub-fields to reflect distinctly different stages from different parts of the field.

(b) Designation:

1 Vegetative (V) Stages - From emergence of the plant until first bloom.

2 Reproductive (R) Stages - After bloom through plant maturity.

(c) For hail damage the stage of growth at the time of damage can be determined by inspecting the plant to determine the portions (leaves, pods, etc.) exposed at the time of the storm. In the absence of hail, and as verification, the stage can be determined by counting back from the date of adjustment by the time-intervals between stages.

**Do not attempt to go from reproductive to vegetative stages using time intervals.**

(5) Vegetative Stage Identification:

(a) Determination of all vegetative stages requires node identification. Vegetative stages are determined by counting the nodes above the cotyledonary node.

(b) A node is the part of the stem from which leaves develop. When the leaf drops from the plant, the node is marked by a small knob that remains on the stem. Nodes, not leaves, are counted for stage determination.

(c) The cotyledonary node has 2 cotyledons (seed leaves) located directly opposite each other at the bottom of the main stem. The cotyledons are pulled above the soil surface as the seedling develops.

(d) The unifoliate node has 2 unifoliate (single leaflet) leaves located directly opposite each other, immediately above the cotyledonary node. This node is the first node counted in staging the growth of a soybean plant.

(e) All nodes above the unifoliate node have trifoliolate (three leaflet) leaves. The trifoliolate nodes alternate up the main stem with a node on one side of the stem, then above it another node on the opposite side of the stem.

(f) To stage the plant, count the unifoliate node and all nodes above it that have a fully developed trifoliolate leaf present (or missing). A trifoliolate leaf is considered fully developed when it has unrolled to the extent that the leaflet edges are no longer touching other portions of the leaflet.

(g) V-Stage descriptions are given below.

| <b>STAGE</b>  | <b>DESCRIPTION</b>   | <b>TIME INTERVAL<br/>IN DAYS FROM<br/>LAST STAGE</b> |
|---|--|--|
| EMERGENCE<br>(VE and VC) - V1                                   | FROM EMERGENCE TO STAGE V1   |  |
| V1  | Fully developed leaves at unifoliate node.   | 10   |
| V2  | Fully developed trifoliolate leaf at second node above cotyledonary node.  | 5  |
| V3  | Fully developed trifoliolate leaf at third node above cotyledonary node.   | 5  |
| V4  | Fully developed trifoliolate leaf at fourth node above cotyledonary node.  | 5  |
| V5  | Fully developed trifoliolate leaf at fifth node above cotyledonary node.   | 5  |
| V6  | Fully developed trifoliolate leaf at sixth node above cotyledonary node.   | 3  |
| V7  | Fully developed trifoliolate leaf at seventh node above cotyledonary node.   | 3  |
| V8  | Fully developed trifoliolate leaf at eighth node above cotyledonary node.  | 3  |
| V9  | Fully developed trifoliolate leaf at ninth node above cotyledonary node.   | 3  |
| V10   | Fully developed trifoliolate leaf at tenth node above cotyledonary node.   | 3  |
| VN  | Node greater than tenth node above the cotyledon node that has a fully developed trifoliolate leaf (e.g., V11, V12, etc.). | 3  |
| Adjust all losses at the stage of growth on the date of damage. |  |  |



(h) Shown below are leaves, nodes, and plants in various V stages.

Fig. 1




Fig. 2

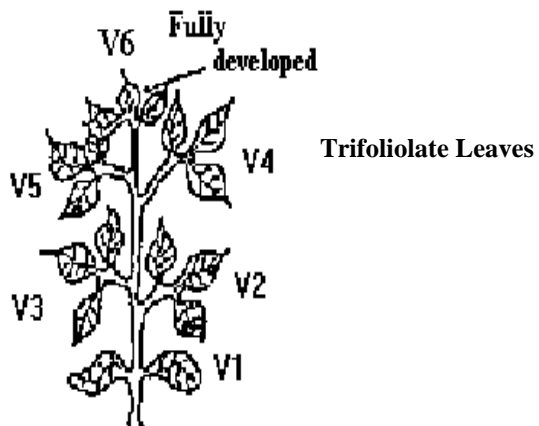
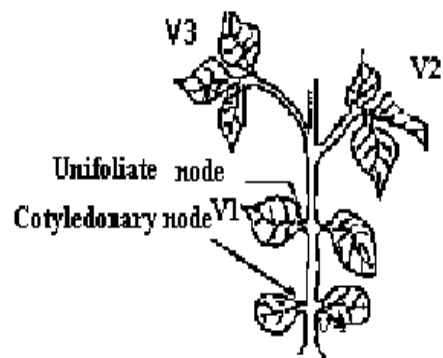


Fig. 3

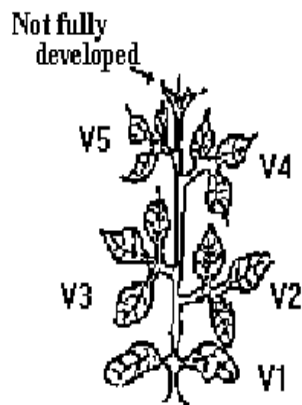


Fig. 4

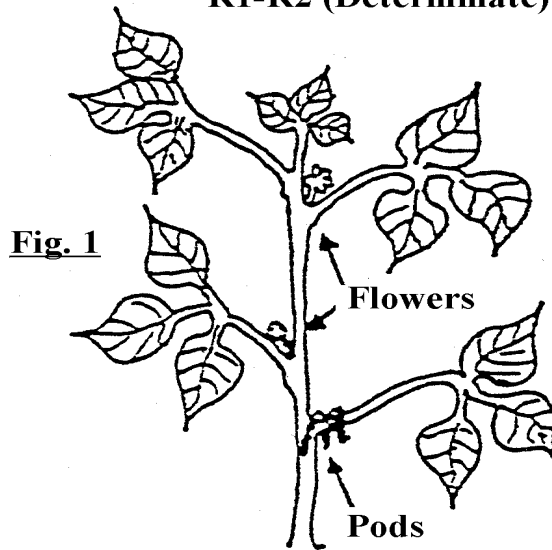
(6) Reproductive Stage Identification:

- (a) Reproductive stages are based on flowering, pod development, and plant maturation.
- (b) Reproductive stages are subdivided into half stages for adjusting losses. Development for a half stage is midway between that of stages with a whole number. All stages are based on 50 percent of the plants in the sample at or beyond a given phase of development. References to four uppermost nodes include the top node with a fully developed trifoliolate leaf.
- (c) The vegetative stage that occurs prior to the R1 (indeterminate) or R1-R2 (determinate) Stage may vary depending on the season, variety, time of planting, etc. Time intervals cannot be used to determine the vegetative stage that occurred immediately prior to R1 (indeterminate) or R1-R2 (determinate). Time intervals for half-stages are one-half the number of days between whole stages.
- (d) R-Stage descriptions

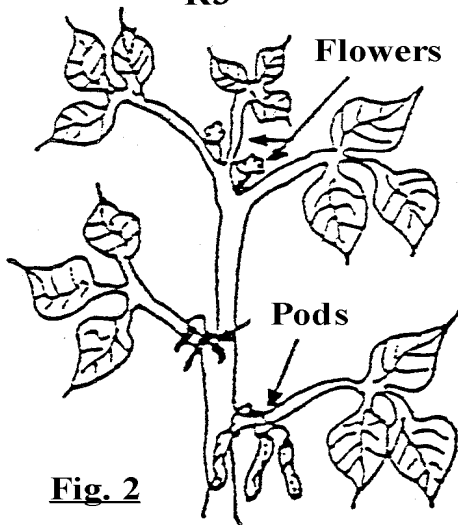
| STAGE   | DESCRIPTION   | TIME INTERVAL IN DAYS FROM LAST STAGE |
|---|---|---------------------------------------|
| <b>Indeterminate</b>  |   |                                       |
| R1  | One open flower at any node on the main stem.   |                                       |
| R2  | Open flower at one of the two uppermost nodes on the main stem with a fully developed leaf.   | 3                                     |
| <b>Determinate</b>  |   |                                       |
| R1 - R2   | Flower at one of the four uppermost nodes.  | 3                                     |
| <b>Both Determinate and Indeterminate</b>   |   |                                       |
| R3  | Pod just visible at one of the four uppermost nodes.  | 7                                     |
| R4  | Pod 3/4 inch long at one of the four uppermost nodes.   | 9                                     |
| R5  | Seeds beginning to develop at one of the four uppermost nodes. A seed is considered "beginning to develop" when it is 1/8 inch in length.                 | 9                                     |
| R6  | Pod containing green seeds that fill the pod cavity at one of the four uppermost nodes.   | 15                                    |
| R6.5  | When all the normal pods on the four uppermost nodes of the main stem have their pod cavities completely filled, suture-to-suture, with seed.             | 9                                     |
| <b>Beginning of Seed Count Method</b>   |   |                                       |
| R7  | One normal pod on the main stem that has reached its mature pod color. 50 percent or more of the leaves are yellow at this stage. Physiological maturity. | 9                                     |
| R8  | 95 percent of pods are brown.   | 9                                     |
| Adjust all losses at the stage of growth on the date of damage, except that the Seed Count Method is used if in R7 or beyond at Date of Adjustment. |   |                                       |

(e) Shown below are pods and plants in various R stages.

R1 (Indeterminate)  
R1-R2 (Determinate)



R3



**Fig. 3**

R4 Pod



3/4"

**Fig. 4**

R5 Pod



(1/8" seeds)

**Fig. 5**

R6 Pod



(Seeds fill cavity)

## 6. APPRAISAL METHODS

---

---

### A. GENERAL INFORMATION

These instructions provide information on the following appraisal methods:

| Appraisal Method...    | Use...   |
|------------------------|--|
| Stand Reduction Method | for planted acreage with no emerged seed, or on plants through the R6.5 Stage.   |
| Plant Damage Method    | when there is defoliation (leaf loss) AND plants that are cutoff or broken over. Plant damage calculations apply to the percent of the crop remaining (after stand reduction). |
| Seed Count Method      | from the R7 stage through full maturity to determine the appraisal after any insured cause of damage.  |

- (1) A separate worksheet is required for each unit inspected.
- (2) Refer to Section 5 for sampling and row length requirements.

### B. STAND REDUCTION METHOD

- (1) V-Stages for determinate soybeans and VC through R3.5 stage for indeterminate soybean stand reduction. DETERMINE THE AMOUNT OF DIRECT DAMAGE. DEAD, MISSING, OR NON-EMERGED PLANTS are included as direct damage in the VC through R3.5 stages for indeterminate soybeans and the V-stages for determinate soybeans. If possible, when damage from an insurable cause results in missing plants or non-emergence, determine the original plants per acre from an undamaged area of the unit.

If the reduction in stand is solely due to non-emerged seed due to insufficient soil moisture, do not complete appraisals prior to the time specified in the LAM. Refer to the paragraph in the LAM regarding deferred appraisals and non-emerged seed.

- (a) Determine the ORIGINAL number of plants, and the REMAINING number of live plants per acre. Use these steps:
  - 1 Determine row width in inches, unless broadcast.
  - 2 Measure a 10 foot row length for the sample of row of soybeans, or use 3-foot by 3-foot square grid for broadcast soybeans.
  - 3 Count the original number of plants in the sample (living and dead/non-harvestable, missing, or non-emerged).
  - 4 Count the remaining number of live plants in the sample.

5 Use **TABLE E** (Plants Per Acre) to convert the original and remaining plants in the sample to plants per acre.

- (b) Use the values in **TABLE F** (Indeterminate Soybean Stand Reduction Loss), or **TABLE F** (Determinate Soybean Stand Reduction Loss) as applicable to determine the percent stand loss.

**EXAMPLE:** Indeterminate soybeans planted in 30-inch rows – V5 stage.

55 living and dead plants = 95,000 original plants/A. (**TABLE E - Plants Per Acre**).  
40 live plants = 70,000 remaining plants/A. (**TABLE E - Plants Per Acre**).  
Percent loss from stand reduction (**TABLE F (Indeterminate Soybean Stand Reduction Loss)**) = 20.0 percent.

- (2) R-Stage Plants Destroyed. For direct damage to R1 through R6.5 stage determinate soybeans, and R4 through R6.5 stage indeterminate soybeans (Part I, **column** 19 of the appraisal worksheet).

- (a) Count 100 consecutive plants (living and missing, non-emerged, dead/non-harvestable).
- (b) Determine the number of dead or non-harvestable plants in the 100 plant sample. This is the percentage of dead/non-harvestable plants. Enter this number in Part I, **column** 19 of the appraisal worksheet.

Include any cutoffs and/or breakovers, from stage R4 through stage R6.5, on a factored basis, based on how many damaged plants are required to equal 1 undamaged plant (e.g., 2-for-1, or 3-for-1, etc.) if stand reduction is the only damage.

**EXAMPLE:** Entry for 10 dead/non-harvestable plants, plus 10 plants cutoff/broken over factored on a 2-for-1 basis = 15 plants.

### **C. PLANT DAMAGE METHOD** (Part I - Appraisal Worksheet, **columns** 22 and 23)

- (1) Use the plant damage method for DEFOLIATION damage on determinate soybean plants beginning with the V9 stage, through the R6 stage.

For indeterminate soybeans, beginning with the R1 stage, use the plant damage method for plants CUT OFF or BROKEN OVER in stages R1 through R3.5. Any plants cut off and/or broken over in stages R4 through R6.5 are included in **column** 19, "R-stage plants destroyed" of the Stand Reduction Method (on a factored basis).

Use the following procedure to record individual plant-count entries in the Field Notes (plant damage is applied to the percent of the crop remaining):

- (a) Determine the number of original nodes (above the cotyledonary node) on the date of damage for a representative 20-plant sample. (The number of original nodes will be the number of nodes per plant for the stage times 20 (e.g. V9 stage, 9 nodes times 20 = 180 original nodes).

- (b) Determine the number of nodes cutoff and/or broken over on each plant in the 20-plant sample and enter in item 34 of the “Field Notes” section.

An individual plant may have nodes broken over as well as nodes cut off above the break. In such cases, both are recorded.

- (c) Total the number of nodes cutoff and/or broken over. Divide the total by the total number of nodes on the date of damage to arrive at the percent of nodes destroyed.
- (d) Refer to the **TABLE G (CUTOFF/BREAKOVER)** to determine the percent of damage.

If cutoffs and/or breakovers exceed 65 percent for the sample, have the insured leave representative strip(s) intact until a seed count appraisal can be made, or the crop is harvested. Otherwise, the damage is limited to the table entry for 65 percent.


- (e) For R stages and DETERMINATE V stages V9 - VN, determine the percent defoliation on each plant. Obtain the average, and apply to the appropriate defoliation table (**TABLE H (Indeterminate Soybean Defoliation Percent of Damage)** or **TABLE I (Determinate Soybean Defoliation Percent of Damage)**) to arrive at the percent damage for the sample. Enter the percent damage in item 35 of the appraisal worksheet. On cutoffs or breakovers, count only TRIFOLIOLATE LEAFLETS below cutoff or breakover point on the stem in determining defoliation.
- (f) To obtain the appraisal, multiply the percent potential (100 - percent damage) by the APH yield.

- (2) Shown below are defoliation (Fig. 1), a cutoff with defoliation (Fig. 2), and a breakover with defoliation (Fig. 3).

- (a) DEFOLIATION: R4 represents the stage at the date of damage (DOD).
- (b) CUTOFF: V5 represents the stage at the DOD.
- (c) BREAK OVER: V6 represents the stage at the DOD.

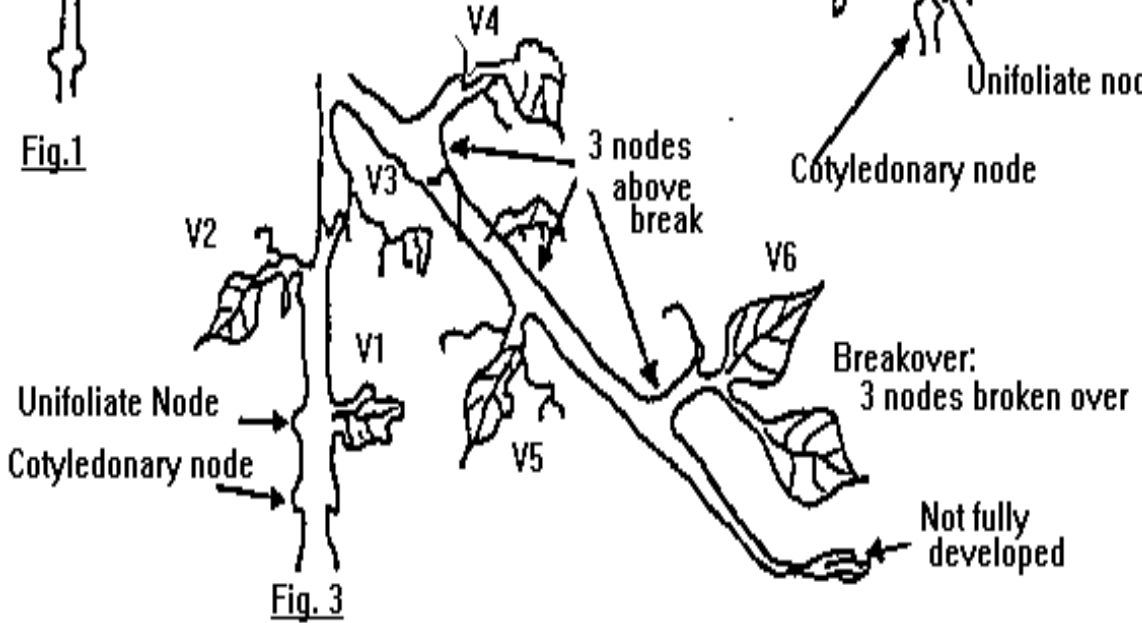
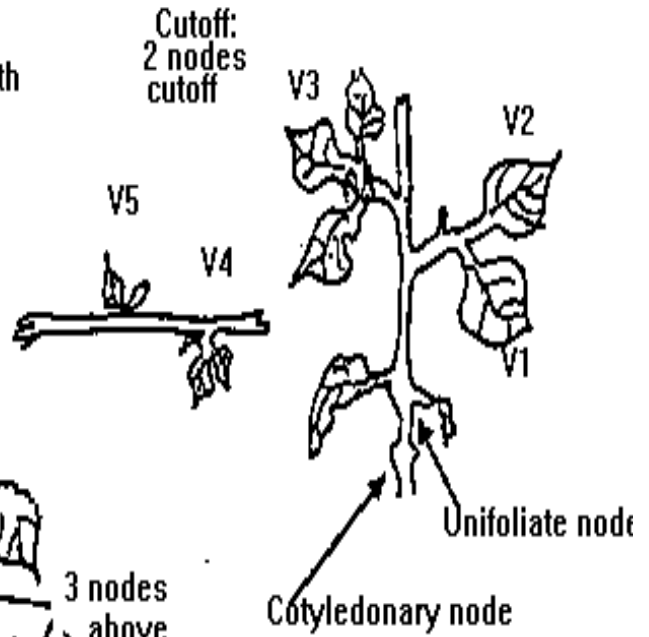
**DEFOLIATION, CUTOFF, AND BREAKOVER ILLUSTRATIONS**

New leaves after hail storm  
(no evidence of hail)



**Fig.1**

**Fig. 2**



**Fig. 3**

**D. SEED COUNT METHOD** (Part II, items 47 through 59 of appraisal worksheet).

When this method is used, neither the stand reduction nor the plant damage method is used. In this method, seeds per square foot are determined and converted to bushels per acre by using the proper row width factor and seed size factor.

- (1) Determine the average row width as stated in subsection 5 C above and apply this number to **TABLE B** (Row Width Factor).
- (2) Count the number of live plants in the 10-foot sample row. Divide this number by “10” to determine the average plants per foot.
- (3) Select five representative plants from the 10-foot sample row. Count the number of seeds on the selected plants. If there are less than five representative plants in the sample row, count and average the number of seeds per plant from **ALL** plants in the sample.
- (4) Repeat steps (2) and (3) above for each sample taken.
- (5) Total the number of plants per foot from each sample and divide by the number of samples taken to determine the average number of plants per foot.
- (6) Total the number of seeds from the representative plants for each sample and divide by the total number of plants sampled to determine the average number of seeds per plant. (Do not count any plants for samples which contain no seeds).
- (7) Determine the seed size factor by selecting 100 mature seeds from the sample plants and placing them in a **GRADUATED CYLINDER** only (No syringes, etc.). Determine the number of cubic centimeters (cc’s) occupied by the seeds. Apply this number to **TABLE D** (Seed (Bean) Size Factor). If unable to obtain 100 mature seeds in the sample due to immaturity or swelling from excess moisture, use the factor of “.092” unless otherwise authorized.
- (8) Multiply:
  - (a) the row width factor, times;
  - (b) the seed size factor, times;
  - (c) the average number of plants per foot, times;
  - (d) the average number of seeds per plant.

The result, rounded to tenths, is the appraisal in bushels per acre.



## **E. INTERPOLATION TABLES**

A separate booklet of interpolation tables should not be used since the soybean interpolation tables have been incorporated into the following tables found in the Reference Material Section.

- (1) Plants Per Acre Chart (**TABLE E**). Number of Plants in 10 feet of row (or in a 3-foot x 3-foot grid for broadcast soybeans) -
- (2) Soybean Stand Reduction Loss (**TABLE F**) is for either plant type.
- (3) Indeterminate Soybean Defoliation Percent of Damage (**TABLE H**). The percent of damage is considered "0" for live plants with less than 10 percent defoliation
- (4) Determinate Soybean Defoliation Percent of Damage (**TABLE I**). The percent of damage is considered "0" for live plants with less than 10 percent defoliation.
- (5) Cutoff/Breakover (**TABLE G**) (either plant type). The percent of damage is considered "0" for live plants with less than 5 percent cut off or broken over nodes. The upper limit of cut off/broken over nodes is 65 percent, up to and including the R3.5 stage.

## **7. APPRAISAL DEVIATION AND MODIFICATION**

---

### **A. DEVIATIONS**

Deviations in appraisal methods require FCIC written authorization (as described in the LAM) prior to implementation.

### **B. MODIFICATIONS**

There are no pre-established modifications contained in this handbook. Refer to the LAM for additional information.

## **8. APPRAISAL WORKSHEET ENTRIES AND COMPLETION PROCEDURES**

---

---

### **A. APPRAISAL WORKSHEET FORM STANDARDS**

- \*\*\* (1) The entry items in subsection 8 C are the minimum requirements for the Soybean Appraisal Worksheet. All entry items are “Substantive,” (i.e., they are required).
- (2) Appraisal Worksheet Completion Instructions. The completion instructions for the required entry items on the Appraisal Worksheet in the following subsections are “Substantive,” (i.e., they are required.)
- (3) The Privacy Act and Non-Discrimination Statements are required statements that must be printed on the form or provided to the insured as a separate document. These statements are not shown in the example form in this section. The current Non-Discrimination Statement and Privacy Act Statement can be found on the RMA website at <http://www.rma.usda.gov/regs/required.html> or successor website.
- (4) Refer to the DSSH for other crop insurance form requirements (e.g., font point size, etc.).

### **B. GENERAL INFORMATION FOR WORKSHEET ENTRIES AND COMPLETION PROCEDURES**

- (1) Include the AIP name in the appraisal worksheet title if not preprinted on the AIP’s worksheet, when a worksheet entry is not provided.
- (2) Include the claim number on the appraisal worksheet (when required by the AIP), when a worksheet entry is not provided.
- (3) Separate appraisal worksheets are required for each unit appraised, and for each field or subfield which has a differing base (APH) yield or farming practice (applicable to replant, preliminary, and final claims). Refer to section 5 “Soybean Appraisals” for sampling requirements.
- (4) For every inspection, complete items 1 through 12 and items 56 through 59. Complete Part I and II as instructed below. The following appraisal worksheet shows the required entries for the V and R stages, with and without plant damage.
- (5) V-Stages for Determinate Soybeans and VC through R3.5 Stage for Indeterminate Soybean Appraisals:
- (a) If stand reduction is the ONLY damage, complete Part I (except for columns 19, 21, 22 and 23 and the field notes) and items 30, 31, and 32.

- (b) If plant damage (cutoffs and/or breakovers) has occurred, complete items 13 through 18, items 20 through 29, and the field notes. If stand reduction has occurred, appraise plant damage on the remaining stand (refer to columns 21, 22 and 23). Defoliation is applied for DETERMINATE soybeans only in the stages V9 – VN.
- (6) R1 through R6 Stage Determinate Soybeans, and R4 through R6.5 Stage Indeterminate Soybean Appraisals:
- (a) If stand reduction is the ONLY damage, complete Part I (except columns 16, 17, 18, 21, 22, 23, and the field notes). Cutoffs or breakovers from the R1 through R6 stage for determinate soybeans, and R4 through R6.5 stage for indeterminate soybeans are factored and are to be included in column 19.
  - (b) If plant damage (cutoffs or breakovers through R3.5, and/or defoliation (refer to TABLE H (Indeterminate Soybean Defoliation Percent of Damage) or TABLE I (Determinate Soybean Defoliation Percent of Damage)) through R6.5 for indeterminate soybeans or R6 for determinate soybeans) has occurred, complete Part I (except columns 16, 17 and 18). Appraise plant damage on the remaining stand if stand reduction has occurred (refer to columns 21, 22 and 23). Do not include cutoffs or breakovers in Part I, column 19 on a factored basis.
- (7) R7 through Full Maturity Appraisals, use Part II, the Seed Count Method.
- (8) Standard appraisal worksheet items are numbered consecutively in subsection 8 C. An example appraisal worksheet is also provided to illustrate how to complete entries.

## **C. WORKSHEET ENTRIES AND COMPLETION INFORMATION**

Verify or make the following entries:

**Item  
No.**

**Information Required**

### **PART I - STAND REDUCTION AND PLANT DAMAGE**

1. **Insured's Name:** Name of the insured that identifies EXACTLY the person (legal entity) to whom the policy is issued.
2. **Policy Number:** Insured's assigned policy number.
3. **Crop Year:** Four-digit crop year, as defined in the policy, for which the claim has been filed.
4. **Unit No.:** Five-digit unit number from the Summary of Coverage after it is verified to be correct (e.g., 00100).
5. **Field ID:** Field or subfield identification symbol.

6. **Practice:** Three-digit code number entered exactly as specified on the actuarial documents, for the practice carried out by the insured. If “No Practice Specified,” enter appropriate 3-digit code number from the actuarial documents.
7. **Company:** Name of AIP, if not preprinted on the worksheet (Company Name).
8. **Date of Damage:** First three letters of the month during which MOST of the insured damage (including progressive damage) occurred. Include the SPECIFIC DATE where applicable, as in the case of hail damage (e.g., Aug. 11).
9. **Acres:** Number of determined acres, to tenths, in field or subfield being appraised.
10. **Variety:** Variety name of soybeans being appraised, if known, followed by “D” if determinate type, or “I” if indeterminate.
11. **Row Width:** Row width to the nearest inch. If broadcast, enter “B.” Refer to subsection 5C for row width determination information.
12. **Claim Number:** Claim number as assigned by the AIP.

#### DIRECT DAMAGE

13. **Sample No.:** If more than five samples are needed, (refer to **TABLE A** (Minimum Sample Requirements)) use additional pages, and number the samples 6, 7, 8, etc.
14. **DOD:** Stage of growth on date of damage. (Refer to subsection 5D.)
15. **DOA:** Stage of growth on date of appraisal.
16. **Original (1000): (V-Stage Appraisals Only)** Original stand (living and dead, missing, or non-emerged). Enter to the nearest 500 as a decimal rounded to tenths (e.g. enter 110,000 as 110.0). Refer to **TABLE E** (Plants Per Acre) and entry in item 31.
17. **Remaining: (V-Stage Appraisals Only):** Remaining stand (live plants). Refer to **TABLE E** (Plants Per Acre) and entry in item 32. Enter to the nearest 500 as a decimal to tenths (e.g. enter 12,500 as 12.5).
18. **Stand Reduction: (Percent of Loss – V-Stages for Determinate Soybeans and VC through R3.5 Stage for Indeterminate Soybean Appraisals Only):** Stand reduction percent of loss to tenths from the appropriate table in **TABLE F** (Soybean Stand Reduction Loss).
19. **R-Stage Plants Destroyed:** For stand reduction in the R stages (R1 through R6.5 Stage Determinate Soybeans, and R4 through R6.5 Stage Indeterminate Soybean), enter the number (percent) of dead or non-harvestable plants in a 100 plant (living and missing/dead/non-harvestable) sample. Include cutoffs and/or breakovers from the R4 through R6.5 stages on a factored basis only if stand reduction is the only damage. Refer to subsection 6 B (2). For indeterminate soybeans in the R1 through R3.5 stage, MAKE NO ENTRY.

20. **Total Direct Damage:** Total direct damage to tenths from **column** 18 or 19, as appropriate.
21. **% Crop (Remaining):** Enter the result of subtracting **column** 20 from 100 percent. If there is no direct damage, enter 100. If there is no plant damage (item 42) leave blank.

### PLANT DAMAGE

22. **Gross:** If there is plant damage to the sample, complete the field notes and enter the item 42 entry for the same sample. **If there is no plant damage, leave blank.**
23. **Net:** **Column** 21 times **column** 22 (rounded to the nearest tenth percent), if there is an entry in **column** 22. **If there is no entry in column 22, leave blank.**
24. **Total % Damage:** Enter the total direct and plant damage (**column** 20 plus **column** 23, to the nearest tenth percent).
25. **Total:** Total of **column** 24 entries to nearest tenth percent. If more than five samples, enter only the accumulated total on the last page.

### COMPUTATIONS

Verify or make the following entries:

**Item  
No.**

**Information Required**

26. **Sample Average Damage:** Sample average damage to nearest tenth percent (item 25, total number of samples from all pages).
27. **% Potential:** Percent potential to nearest tenth percent (subtract item 26 entry from 100 percent).
28. **APH Yield:** Enter the approved APH yield to nearest whole bushel from the APH form.
29. **Appraisal Bu/A:** Appraisal to nearest tenth bushel (item 27 times item 28).

### SOYBEAN FIELD NOTES

Complete the field notes on a representative sample of 20 consecutive plants from the sample area used for stand reduction if stand reduction has occurred. If not, select a representative 20-plant sample.

Verify or make the following entries:

**Item  
No.**

**Information Required**

30. **Sample Number:** Match the sample with the same numbered sample used in item 13. If more than five samples are needed, use additional pages, and number the samples "6", "7", "8", etc.

31. **Total:** (V-Stages for Determinate Soybeans and VC through R3.5 Stage for Indeterminate Soybean only) Total plants (living, dead, missing, and non-emerged) counted in 10 feet of row. For broadcast soybeans, count the number of plants in a 3'x3' sample area.
32. **Remaining:** (V-Stages for Determinate Soybeans and VC through R3.5 Stage for Indeterminate Soybean only) Remaining live plants in 10 feet of row. For broadcast soybeans, count the number of plants in a 3 ft. x 3 ft. sample area.
33. **Total Nodes:** Total number of nodes on the 20-plant sample, determined by multiplying the nodes per plant for the stage at date of damage times 20.
34. **Nodes Cutoff/Broken Over:** For V stages through R3.5, total number of nodes cutoff and/or broken over on each plant in the sample, entered under appropriate plant number.
35. **% Defoliation:** Percent defoliation on each plant in the sample. (Refer to Fig. 1 on the chart in subsection 6 C (2).  
  
Defoliation is counted only in the V9 through R6.5 stages for determinate beans, and the R1 through R6.5 stages for indeterminate beans.
36. **Total (Cutoff and/or Broken Over):** Total number of nodes cut off and/or broken over (add item 34 entries together for all 20 plants).
37. **Total (Defoliation):** Total defoliation on the 20 plant sample (add item 35 entries together for all 20 plants).
38. **% of Nodes (Cutoff/Broken Over):** Percent of nodes cut off (item 36 divided by item 33 to nearest whole percent).
39. **Average Defoliation Percent:** Average defoliation (item 37 divided by 20 (number of plants sampled), rounded to the nearest whole percent).
40. **% Damage (Cutoff/Broken Over):** Percent cutoff/broken over damage (nearest tenth percent) from the **TABLE G** (Cutoff/Breakover).
41. **% Damage (Defoliation):** Percent defoliation damage (to the nearest tenth percent) from **TABLE H (Indeterminate Soybean Defoliation Percent of Damage)** or **TABLE I (Determinate Soybean Defoliation Percent of Damage)**, as appropriate.
42. **Total (Percent Plant Damage):** Total percent plant damage (item 40 + item 41), to tenths. Carry this entry to **column** 22 ("Gross").

## PART II - SEED COUNT METHOD (Use at R7 through full maturity)

Verify or make the following entries:

- | <b>Item No.</b> | <b><u>Information Required</u></b>   |
|-----------------|--|
| 43.             | <b>Sample Number:</b> Sample number. If more than ten samples are needed use additional pages and number the samples “11”, “12”, “13”, etc.  |
| 44.             | <b>Plants Per 10 Feet:</b> Number of plants per ten-foot row length sample. If broadcast soybeans, count the number of plants in a 3’ X 3’ sample area. If there were no remaining or harvestable plants in the representative sample area or plants with pods containing no seeds, enter “0”.   |
| 45.             | <b>Plants Per Foot:</b> Item 44 divided by 10 (feet) for each sample, to the nearest tenth. (The row-width factor of “2.22” for broadcast soybeans allows us to divide item 44 by 10 (feet) for broadcast as well as row-cropped soybeans.)  |
| 46.             | <b>Total Seeds (5 Rep. Plants):</b> Total seeds shelled from five REPRESENTATIVE SOYBEAN PLANTS in each sample (item 44) OR from ALL plants in the sample if there are only five plants, or less. If there were no remaining or harvestable soybean plants in the representative sample area, or the pods on the 5 plants contained no seeds, enter “0”. |
| 47.             | <b>Total (item 45):</b> Total of all item 45 sample entries (if more than ten samples, enter on last page only).   |
| 48.             | <b>Total (item 46):</b> Total of item 46 sample entries (if more than ten samples, enter on last page only).   |
| 49.             | <b>Number of Samples:</b> Total number of samples from all pages. Include any “0” samples in this count.   |
| 50.             | <b>Total (Representative) Plants:</b> Total of the REPRESENTATIVE PLANTS from all samples (maximum of five plants per sample). If there are five plants or less in a sample, count ALL of those plants. Do not count any plants for samples with “0” entered in item 46.   |
| 51.             | <b>Row Width Factor:</b> Row width factor from TABLE B (Row Width Factor) for the row width in item 11 (“Row Width”).  |
| 52.             | <b>Seed Size Factor:</b> Seed (bean) size factor from TABLE D (Seed (Bean) size Factor). Refer to subsection 6 D (7).  |
| 53.             | <b>Average Plants/Foot:</b> Result of item 47 divided by item 49 (rounded to tenths).  |
| 54.             | <b>Average Seeds/Plant:</b> Result of item 48 divided by item 50 (rounded to tenths).  |

55. **Appraisal (Bu/A):** Result of item 51 times item 52 times item 53 times item 54. Round to tenths **only at the end result.**
56. **Remarks:** Remarks pertinent to the appraisal, sampling, conditions in general (e.g. - very hot and dry), etc.

**The following required entries are not illustrated on the Appraisal Worksheet example below.**

57. **Adjuster's Signature, Code No., and Date:** Signature of the adjuster, code number, and date signed **after** the insured (or insured's authorized representative) has signed. If the appraisal is performed prior to the signature date, document the date of appraisal in the "Remarks" section of the Appraisal Worksheet (if available); otherwise, document the appraisal date in the "Narrative" section of the Production Worksheet.
58. **Insured's Signature and Date:** Insured's (or insured's authorized representative's) signature and date. **BEFORE** obtaining signature, **REVIEW ALL ENTRIES** on the Appraisal Worksheet **WITH THE INSURED (or insured's authorized representative)**, particularly explaining codes, etc., which may not be readily understood.
59. **Page:** Page numbers - (Example: Page 1 of 1, Page 1 of 2, Page 2 of 2, etc.).



FOR ILLUSTRATION PURPOSES ONLY  
**SOYBEAN APPRAISAL WORKSHEET**

**PART I – STAND REDUCTION AND PLANT DAMAGE METHOD**

|                                   |                                    |                            |                                |                            |                                 |
|-----------------------------------|------------------------------------|----------------------------|--------------------------------|----------------------------|---------------------------------|
| 1 Insured<br><b>I. M. INSURED</b> | 2 Policy Number<br><b>XXXXXXXX</b> | 3 Crop Year<br><b>YYYY</b> | 4 Unit No.<br><b>00100</b>     | 5 Field ID<br><b>A</b>     | 6 Practice<br><b>003</b>        |
| 7 Company<br><b>ANY COMPANY</b>   | 8 Date of Damage<br><b>AUG</b>     | 9 Acres<br><b>10.0</b>     | 10 Variety<br><b>WELLS - I</b> | 11 Row Width<br><b>30"</b> | 12 Claim Number<br><b>XXXXX</b> |

| 13 Sample No.       | STAGE OF GROWTH |           | V-STAGE            |                     | 18 V-Stage Stand Reduction % Loss | 19 R-Stage Plants Destroyed | 20 Total Direct Damage | 21 % Crop Remaining | PLANT DAMAGE       |                  | 24 Total Damage (20 + 23) | COMPUTATIONS             |                                      |
|---------------------|-----------------|-----------|--------------------|---------------------|-----------------------------------|-----------------------------|------------------------|---------------------|--------------------|------------------|---------------------------|--------------------------|--------------------------------------|
|                     | 14 DOD          | 15 DOA    | 16 Original (1000) | 17 Remaining (1000) |                                   |                             |                        |                     | 22 Gross (Item 42) | 23 Net (21 x 22) |                           | 26 Sample Average Damage | 27 % Potential                       |
| <b>1</b>            | <b>V4</b>       | <b>V5</b> | <b>120.0</b>       | <b>25.0</b>         | <b>46.0</b>                       |                             | <b>46.0</b>            |                     |                    |                  | <b>46.0</b>               | <b>50.0</b>              |                                      |
| <b>2</b>            | <b>V4</b>       | <b>V5</b> | <b>125.0</b>       | <b>22.5</b>         | <b>50.0</b>                       |                             | <b>50.0</b>            |                     |                    |                  | <b>50.0</b>               | <b>50.0</b>              |                                      |
| <b>3</b>            | <b>V4</b>       | <b>V5</b> | <b>120.0</b>       | <b>20.0</b>         | <b>54.0</b>                       |                             | <b>54.0</b>            |                     |                    |                  | <b>54.0</b>               | <b>43</b>                |                                      |
| SOYBEAN FIELD NOTES |                 |           |                    |                     |                                   |                             |                        |                     |                    |                  | 25 Total<br><b>150.0</b>  | 28 APH Yield             | 29 Appraisal (BU/A) =<br><b>21.5</b> |

| SAMPLE NUMBER  | PLANTS PER 10 FEET |              | PLANT NUMBER     |                               |   |   |   |   |   |   |   |   |   |    |    |    |    |    |    |    | TOTAL | % OF NODES | % DAMAGE | TOTAL |    |      |      |      |
|----------------|--------------------|--------------|------------------|-------------------------------|---|---|---|---|---|---|---|---|---|----|----|----|----|----|----|----|-------|------------|----------|-------|----|------|------|------|
|                | 31 Total           | 32 Remaining |                  | 34 Nodes Cut Off/ Broken Over | 1 | 2 | 3 | 4 | 5 | 6 | 7 | 8 | 9 | 10 | 11 | 12 | 13 | 14 | 15 | 16 |       |            |          |       | 17 | 18   | 19   | 20   |
| <b>1</b>       | <b>69</b>          | <b>14</b>    |                  |                               |   |   |   |   |   |   |   |   |   |    |    |    |    |    |    |    |       |            |          |       | 36 | 38   | 40   |      |
| 33 Total Nodes |                    |              | 35 % Defoliation |                               |   |   |   |   |   |   |   |   |   |    |    |    |    |    |    |    |       |            |          |       | 37 | 39   | 41 + | 42 = |
| <b>2</b>       | <b>71</b>          | <b>13</b>    |                  |                               |   |   |   |   |   |   |   |   |   |    |    |    |    |    |    |    |       |            |          | 36    | 38 | 40   |      |      |
| 33 Total Nodes |                    |              | 35 % Defoliation |                               |   |   |   |   |   |   |   |   |   |    |    |    |    |    |    |    |       |            |          | 37    | 39 | 41 + | 42 = |      |
| <b>3</b>       | <b>68</b>          | <b>11</b>    |                  |                               |   |   |   |   |   |   |   |   |   |    |    |    |    |    |    |    |       |            |          | 36    | 38 | 40   |      |      |
| 33 Total Nodes |                    |              | 35 % Defoliation |                               |   |   |   |   |   |   |   |   |   |    |    |    |    |    |    |    |       |            |          | 37    | 39 | 41 + | 42 = |      |

56 Remarks

**This form example does not illustrate all required entry items (e.g., signatures, dates, etc.).**

FOR ILLUSTRATION PURPOSES ONLY  
**SOYBEAN APPRAISAL WORKSHEET**

**PART I – STAND REDUCTION AND PLANT DAMAGE METHOD**

|                                   |                                    |                            |                                |                            |                                 |
|-----------------------------------|------------------------------------|----------------------------|--------------------------------|----------------------------|---------------------------------|
| 1 Insured<br><b>I. M. INSURED</b> | 2 Policy Number<br><b>XXXXXXXX</b> | 3 Crop Year<br><b>YYYY</b> | 4 Unit No.<br><b>00200</b>     | 5 Field ID<br><b>A</b>     | 6 Practice<br><b>002</b>        |
| 7 Company<br><b>ANY COMPANY</b>   | 8 Date of Damage<br><b>JUN 10</b>  | 9 Acres<br><b>10.0</b>     | 10 Variety<br><b>WELLS - I</b> | 11 Row Width<br><b>30"</b> | 12 Claim Number<br><b>XXXXX</b> |

| 13 Sample No. | STAGE OF GROWTH |        | V-STAGE            |                     | 18 V-Stage Stand Reduction % Loss | 19 R-Stage Plants Destroyed | 20 Total Direct Damage | 21 % Crop Remaining | PLANT DAMAGE       |                  | 24 Total Damage (20 + 23) | 26 Sample Average Damage |                |
|---------------|-----------------|--------|--------------------|---------------------|-----------------------------------|-----------------------------|------------------------|---------------------|--------------------|------------------|---------------------------|--------------------------|----------------|
|               | 14 DOD          | 15 DOA | 16 Original (1000) | 17 Remaining (1000) |                                   |                             |                        |                     | 22 Gross (Item 42) | 23 Net (21 x 22) |                           |                          | 27 % Potential |
| 1             | V4              | V5     | 120.0              | 25.0                | 46.0                              |                             | 46.0                   | 54.0                | 11.0               | 5.9              | 51.9                      | 56.9                     |                |
| 2             | V4              | V5     | 125.0              | 22.5                | 50.0                              |                             | 50.0                   | 50.0                | 17.2               | 8.6              | 58.6                      | 43.1                     |                |
| 3             | V4              | V5     | 120.0              | 20.0                | 54.0                              |                             | 54.0                   | 46.0                | 13.4               | 6.2              | 60.2                      | 43                       |                |
| 25 Total      |                 |        |                    |                     |                                   |                             |                        |                     |                    |                  | 170.7                     | 29 Appraisal (BU/A) =    | 18.5           |

| SOYBEAN FIELD NOTES |                    |              |                               |   |   |   |   |   |   |   |   |   |    |    |    |    |    |    |    |    |    |    |    | 25 Total | 29 Appraisal (BU/A) |         |            |
|---------------------|--------------------|--------------|-------------------------------|---|---|---|---|---|---|---|---|---|----|----|----|----|----|----|----|----|----|----|----|----------|---------------------|---------|------------|
| SAMPLE NUMBER       | PLANTS PER 10 FEET |              | PLANT NUMBER                  | 1 | 2 | 3 | 4 | 5 | 6 | 7 | 8 | 9 | 10 | 11 | 12 | 13 | 14 | 15 | 16 | 17 | 18 | 19 | 20 |          |                     | TOTAL   | % OF NODES |
| 30 1                | 31 Total           | 32 Remaining | 34 Nodes Cut Off/ Broken Over | 4 | 1 | 4 | 2 | 0 | 3 | 4 | 1 | 2 | 3  | 3  | 0  | 1  | 4  | 0  | 1  | 3  | 4  | 1  | 3  | 36 44    | 38 55               | 40 11.0 |            |
| 33 Total Nodes      | 80                 |              | 35 % Defoliation              |   |   |   |   |   |   |   |   |   |    |    |    |    |    |    |    |    |    |    |    | 37       | 39                  | 41 +    | 42 = 11.0  |
| 30 2                | 31 Total           | 32 Remaining | 34 Nodes Cut Off/ Broken Over | 3 | 4 | 1 | 4 | 1 | 1 | 2 | 4 | 4 | 3  | 3  | 2  | 2  | 4  | 0  | 3  | 3  | 2  | 2  | 3  | 36 51    | 38 64               | 40 17.2 |            |
| 33 Total Nodes      | 80                 |              | 35 % Defoliation              |   |   |   |   |   |   |   |   |   |    |    |    |    |    |    |    |    |    |    |    | 37       | 39                  | 41 +    | 42 = 17.2  |
| 30 3                | 31 Total           | 32 Remaining | 34 Nodes Cut Off/ Broken Over | 1 | 4 | 2 | 3 | 4 | 1 | 4 | 3 | 2 | 3  | 4  | 0  | 2  | 2  | 0  | 1  | 3  | 1  | 4  | 3  | 36 47    | 38 59               | 40 13.4 |            |
| 33 Total Nodes      | 80                 |              | 35 % Defoliation              |   |   |   |   |   |   |   |   |   |    |    |    |    |    |    |    |    |    |    |    | 37       | 39                  | 41 +    | 42 = 13.4  |

56 Remarks

**This form example does not illustrate all required entry items (e.g., signatures, dates, etc.).**

FOR ILLUSTRATION PURPOSES ONLY  
**SOYBEAN APPRAISAL WORKSHEET**

|   |  |  |  |                                    |  |  |  |                            |  |                                |                            |                            |                        |                                  |                          |  |
|---|--|--|--|------------------------------------|--|--|--|----------------------------|--|--------------------------------|----------------------------|----------------------------|------------------------|----------------------------------|--------------------------|--|
| <b>PART I – STAND REDUCTION AND PLANT DAMAGE METHOD</b> |  |  |  |                                    |  |  |  |                            |  |                                |                            |                            |                        |                                  |                          |  |
| 1 Insured<br><b>I. M. INSURED</b>                       |  |  |  | 2 Policy Number<br><b>XXXXXXXX</b> |  |  |  | 3 Crop Year<br><b>YYYY</b> |  |                                | 4 Unit No.<br><b>00300</b> |                            | 5 Field ID<br><b>A</b> |                                  | 6 Practice<br><b>003</b> |  |
| 7 Company<br><b>ANY COMPANY</b>                         |  |  |  | 8 Date of Damage<br><b>AUG 11</b>  |  |  |  | 9 Acres<br><b>10.0</b>     |  | 10 Variety<br><b>WELLS - D</b> |                            | 11 Row Width<br><b>30"</b> |                        | 12 Claim Number<br><b>XXXXXX</b> |                          |  |

| 13 Sample No. | STAGE OF GROWTH |        | V-STAGE            |                     | 18 V-Stage Stand Reduction % Loss | 19 R-Stage Plants Destroyed | 20 Total Direct Damage | 21 % Crop Remaining | PLANT DAMAGE       |                  | 24 Total Damage (20 + 23) | COMPUTATIONS             |                |
|---------------|-----------------|--------|--------------------|---------------------|-----------------------------------|-----------------------------|------------------------|---------------------|--------------------|------------------|---------------------------|--------------------------|----------------|
|               | 14 DOD          | 15 DOA | 16 Original (1000) | 17 Remaining (1000) |                                   |                             |                        |                     | 22 Gross (Item 42) | 23 Net (21 x 22) |                           | 26 Sample Average Damage | 27 % Potential |
| 1             | R3              | R5     |                    |                     |                                   | 29.0                        | 29.0                   | 71.0                | 17.0               | 12.1             | 41.1                      | 41.3                     |                |
| 2             | R3              | R5     |                    |                     |                                   | 34.0                        | 34.0                   | 66.0                | 10.8               | 7.1              | 41.1                      | 58.7                     |                |
| 3             | R3              | R5     |                    |                     |                                   | 34.5                        | 34.5                   | 65.5                | 10.8               | 7.1              | 41.6                      | 43                       |                |

|                     |  |  |  |  |  |  |  |  |  |  |                          |                                    |
|---------------------|--|--|--|--|--|--|--|--|--|--|--------------------------|------------------------------------|
| SOYBEAN FIELD NOTES |  |  |  |  |  |  |  |  |  |  | 25 Total<br><b>123.8</b> | 29 Appraisal (BU/A)<br><b>25.2</b> |
|---------------------|--|--|--|--|--|--|--|--|--|--|--------------------------|------------------------------------|

| SAMPLE NUMBER  | PLANTS PER 10 FEET |              | PLANT NUMBER                  | 1-20                          |    |    |    |    |    |    |    |    |    |    |    |    |    |    |    |    |    |    |    | TOTAL  | % OF NODES | % DAMAGE | TOTAL     |
|----------------|--------------------|--------------|-------------------------------|-------------------------------|----|----|----|----|----|----|----|----|----|----|----|----|----|----|----|----|----|----|----|--------|------------|----------|-----------|
|                | 31 Total           | 32 Remaining |                               | 34 Nodes Cut Off/ Broken Over | 1  | 2  | 3  | 4  | 5  | 6  | 7  | 8  | 9  | 10 | 11 | 12 | 13 | 14 | 15 | 16 | 17 | 18 | 19 |        |            |          |           |
| 30 1           |                    |              | 34 Nodes Cut Off/ Broken Over | 4                             | 1  | 4  | 2  | 0  | 3  | 4  | 1  | 2  | 3  | 3  | 0  | 1  | 4  | 0  | 1  | 3  | 4  | 1  | 3  | 36 44  | 38 16      | 40 9.6   |           |
| 33 Total Nodes | <b>280</b>         |              | 35 % Defoliation              | 40                            | 40 | 50 | 50 | 35 | 45 | 40 | 30 | 35 | 50 | 60 | 40 | 35 | 40 | 35 | 45 | 50 | 35 | 30 | 35 | 37 820 | 39 41      | 41 + 7.4 | 42 = 17.0 |
| 30 2           |                    |              | 34 Nodes Cut Off/ Broken Over | 3                             | 4  | 1  | 4  | 1  | 1  | 2  | 4  | 4  | 3  | 3  | 2  | 2  | 4  | 0  | 3  | 3  | 2  | 2  | 3  | 36 51  | 38 18      | 40 10.8  |           |
| 33 Total Nodes | <b>280</b>         |              | 35 % Defoliation              | 10                            | 15 | 15 | 10 | 10 | 20 | 15 | 15 | 10 | 0  | 0  | 10 | 10 | 0  | 15 | 15 | 10 | 0  | 10 | 10 | 37 200 | 39 10      | 41 + 0   | 42 = 10.8 |
| 30 3           |                    |              | 34 Nodes Cut Off/ Broken Over | 1                             | 4  | 2  | 3  | 4  | 1  | 4  | 3  | 2  | 3  | 4  | 0  | 2  | 2  | 0  | 1  | 3  | 1  | 4  | 3  | 36 47  | 38 17      | 40 10.2  |           |
| 33 Total Nodes | <b>280</b>         |              | 35 % Defoliation              | 20                            | 30 | 30 | 20 | 20 | 20 | 30 | 30 | 20 | 10 | 10 | 20 | 20 | 10 | 25 | 25 | 15 | 15 | 20 | 20 | 37 410 | 39 21      | 41 + 0.6 | 42 = 10.8 |

56 Remarks

**This form example does not illustrate all required entry items (e.g., signatures, dates, etc.).**

| PART II - SEED COUNT METHOD TO BE USED AFTER R-7 |            |          |            |                                    |            |            |   |                            |   |                                |  |                                  |                                    |                                  |  |
|--|------------|----------|------------|------------------------------------|------------|------------|---|----------------------------|---|--------------------------------|--|----------------------------------|------------------------------------|----------------------------------|--|
| 1 Insured<br><b>I. M. INSURED</b>                |            |          |            | 2 Policy Number<br><b>XXXXXXXX</b> |            |            |   | 3 Crop Year<br><b>YYYY</b> |   | 4 Unit No.<br><b>00400</b>     |  | 5 Field ID<br><b>A</b>           |                                    | 6 Practice<br><b>003</b>         |  |
| 7 Company<br><b>ANY COMPANY</b>                  |            |          |            | 8 Date of Damage<br><b>AUG</b>     |            |            |   | 9 Acres<br><b>10.0</b>     |   | 10 Variety<br><b>WELLS - D</b> |  | 11 Row Width<br><b>30"</b>       |                                    | 12 Claim Number<br><b>XXXXXX</b> |  |
| 43<br>SAMPLE<br>NUMBER                           | 1          | 2        | 3          | 4                                  | 5          | 6          | 7 | 8                          | 9 | 10                             |  |                                  | 51 Row Width Factor<br><b>.80</b>  |                                  |  |
| 44<br>Plants Per<br>10 Feet                      | <b>17</b>  | <b>0</b> | <b>15</b>  | <b>0</b>                           | <b>19</b>  | <b>16</b>  |   |                            |   |                                |  |                                  | 52 Seed Size Factor<br><b>.064</b> |                                  |  |
| 45<br>Plants Per<br>Foot                         | <b>1.7</b> | <b>0</b> | <b>1.5</b> | <b>0</b>                           | <b>1.9</b> | <b>1.6</b> |   |                            |   |                                |  |                                  | 47 Total<br><b>6.7</b>             | 49<br><b>6</b>                   | 53 Average Plants/Foot<br><b>1.1</b>   |
| 46<br>Total Seeds<br>(5 Rep.<br>Plants)          | <b>320</b> | <b>0</b> | <b>125</b> | <b>0</b>                           | <b>175</b> | <b>145</b> |   |                            |   |                                |  |                                  | 48 Total<br><b>765</b>             | 50<br><b>20</b>                  | 54 Average Seeds/Plants<br><b>38.3</b> |
|  |            |          |            |                                    |            |            |   |                            |   |                                |  | 55 Appraisal(BU/A)<br><b>2.2</b> |                                    |                                  |  |

**This form example does not illustrate all required entry items (e.g., signatures, dates, etc.).**

## **9. CLAIM FORM ENTRIES AND COMPLETION PROCEDURES**

### **A. CLAIM FORM STANDARDS**

- (1) The entry items in subsection C are the minimum Claim Form (hereafter referred to as “Production Worksheet”) requirements. All of these entry items are considered “Substantive,” (i.e., they are required.)
- (2) **Production Worksheet Instructions.** The completion instructions for the required entry items on the Production Worksheet in the following subsections are “Substantive,” (i.e., they are required.)
- (3) **The Privacy Act and Non-Discrimination Statements are required statements that must be printed on the form or provided to the insured as a separate document. These statements are not shown in the example form in this exhibit. The current Non-Discrimination Statement and Privacy Act Statement can be found on the RMA website at <http://www.rma.usda.gov/regs/required.html> or successor website.**
- (4) The certification statement required by the current DSSH must be included on the form directly above the insured’s signature block and immediately followed by the statement below.

“I understand the certified information on this Production Worksheet will be used to determine my loss, if any, to the above unit. The **insurance provider** may audit and approve this information and supporting documentation. The Federal Crop Insurance Corporation, an agency of the United States, subsidizes and reinsures this crop insurance.”

- (5) Refer to the DSSH for other crop insurance form requirements (e.g., point size of font, etc.)

### **B. GENERAL INFORMATION FOR WORKSHEET ENTRIES AND COMPLETION PROCEDURES**

- (1) The Production Worksheet is a progressive form containing all notices of damage for all preliminary, replant, and final inspections **(including “No Indemnity Due” claims)** on a unit.
- (2) If a Production Worksheet has been prepared on a prior inspection, verify each entry and enter additional information as needed. If a change or correction is necessary, strike out all entries on the line and re-enter correct entries on a new line. The adjuster and insured should initial any line deletions.
- (3) Refer to the LAM for instructions regarding the following:
  - (a) Acreage report errors.
  - (b) Delayed notices and delayed claims.
  - (c) Corrected claims or fire losses (double coverage) and cases involving uninsured causes of loss, unusual situations, controversial claims, concealment, or misrepresentation.

- (d) Claims involving a Certification Form (when all the acreage on the unit has been appraised to be put to another use, when acreage is being appraised for a replanting payment and all acreage on the unit has been initially planted, or other reasons described in the LAM).
  - (e) “No Indemnity Due” claims (must be verified by an APPRAISAL or NOTIFICATION from the insured that the production exceeded the guarantee).
  - (f) Late planting.
- (4) Refer to the Prevented Planting Handbook for information on prevented planting.
  - (5) The adjuster is responsible for determining if any of the insured’s requirements under the notice and claim provisions of the policy have not been met. If any have not, the adjuster should contact the AIP.
  - (6) Instructions labeled “**PRELIMINARY**” apply to preliminary inspections only. Instructions labeled “**REPLANT**” apply to replant inspections only. Instructions labeled “**FINAL**” apply to final inspections only. Instructions not labeled apply to ALL inspections.

**C. FORM ENTRIES AND COMPLETION INFORMATION**

**Verify or make the following entries:**

**Item  
No.**

**Information Required**

- 1. **Crop/Code #:** “Soybeans” (0081).
- 2. **Unit #:** Five-digit unit number from the Summary of Coverage after it is verified to be correct (e.g., 00100).
- 3. **Location Description:** Land location that identifies the legal description, if available, and the location of the unit (e.g., section, township, and range; FSA Farm Serial Numbers; FSA Common Land Units (CLU) and tract numbers; GPS identifications; or Grid identifications) as applicable for the crop.
- 4. **Date(s) of Damage:** First three letters of the month(s) during which the determined insured damage occurred for the inspection and cause(s) of damage listed in item 5 below. For progressive damage, enter the month that identifies when the majority of the insured damage occurred. Include the SPECIFIC DATE where applicable as in the case of hail damage (e.g., Aug 11). Enter additional dates of damage in the extra spaces, as needed. If more space is needed, document the additional dates of damage in the Narrative (or on a Special Report). Refer to the illustration in item 6 below.

If there is no insurable cause of loss, and a no indemnity due claim will be completed, **MAKE NO ENTRY.**

5. **Cause(s) of Damage:** Name of the determined insured cause(s) of damage for this crop as listed in the LAM for the date of damage listed in item 4 above for this inspection. If an insured cause(s) of damage is coded as “Other,” explain in the Narrative. Enter additional causes of damage in the extra spaces, as needed. If more space is needed, document the additional determined insured causes of damage in the Narrative (or on a Special Report). Refer to the illustration in item 6 below.

If there is no insurable cause of loss, and a no indemnity due claim will be completed, enter “NO INDEMNITY.”

6. **Insured Cause %:**

**PRELIMINARY: MAKE NO ENTRY.**

**REPLANT AND FINAL:** Whole percent of damage for the insured cause of damage listed in item 5 above for this inspection. Enter additional “Insured Cause %” in the extra spaces, as needed. If additional space is needed, enter the additional determined “Insured Cause %” in the Narrative (or on a Special Report). The total of all “Insured Cause %” including those entered in the Narrative must equal 100%.

If there is no insurable cause of loss, and a no indemnity due claim will be completed, MAKE NO ENTRY.

Example entries for items 4-6 and the Narrative, reflecting entries for multiple dates of damage, the corresponding insured causes of damage and insured cause percents:

|  |                 |         |        |         |      |
|--|-----------------|---------|--------|---------|------|
| 4. Date(s) of Damage   | MAY             | JUN 30  | JUN 30 | AUG     | AUG  |
| 5. Cause(s) of Damage  | Excess Moisture | Tornado | Hail   | Drought | Heat |
| 6. Insured Cause %   | 10              | 20      | 15     | 25      | 20   |
| Narrative: Additional date of damage – SEP 5; Cause of damage – Freeze; Insured cause percent - 10%. |                 |         |        |         |      |

7. **Company/Agency:** Name of company and agency servicing the contract.
8. **Name of Insured:** Name of the insured that identifies EXACTLY the person (legal entity) to whom the policy is issued.
9. **Claim #:** Claim number as assigned by the AIP.
10. **Policy #:** Insured’s assigned policy number.
11. **Crop Year:** Four-digit crop year, as defined in the policy, for which the claim is filed.
12. **Additional Units:**

**PRELIMINARY AND REPLANT: MAKE NO ENTRY.**

**FINAL:** Unit number(s) for **ALL** non-loss units for the crop at the time of final inspection. A non-loss unit is any unit for which a Production Worksheet has not been completed. Additional non-loss units may be entered on a single Production Worksheet.

If more spaces are needed for non-loss units, enter the unit numbers, identified as “Non-Loss Units,” in the “Narrative” or on an attached Special Report.

13. **Est. Prod. Per Acre:**

**PRELIMINARY AND REPLANT:** MAKE NO ENTRY.

**FINAL:** Estimated yield per acre, in whole pounds, of **ALL** non-loss units for the crop at the time of final inspection.

14. **Date(s) Notice of Loss:**

**PRELIMINARY:**

- a. Date the first or second notice of damage or loss was given for the unit in item 2, in the 1st or 2nd space, as applicable. Enter the complete date (MM/DD/YYYY) for each notice.
- b. A notice of damage or loss for a third preliminary inspection (if needed) requires an additional set of Production Worksheets. Enter the date of notice for a third preliminary inspection in the 1st space of item 14 on the second set of Production Worksheets.
- c. Reserve the “Final” space on the first page of the first set of Production Worksheets for the date of notice for the final inspection.
- d. If the inspection is initiated by the AIP, enter “Company Insp.” instead of the date.
- e. If the notice does not require an inspection, document as directed in the “Narrative” instructions.

**REPLANT AND FINAL:** Transfer the last date (in the 1st or 2nd space from the first or second set of Production Worksheets) to the FINAL space on the first page of the first set of Production Worksheets) if a final inspection should be made as a result of the notice. Always enter the complete date of notice (MM/DD/YYYY) for the “FINAL” inspection in the final space on the first set of production worksheets. For a delayed notice of loss or delayed claim, refer to the LAM.

15. **Companion Policy(s):**

- a. If no other person has a share in the unit (insured has 100 percent share), MAKE NO ENTRY.



- b. In all cases where the insured has LESS than a 100 percent share of a loss-affected unit, ask the insured if the OTHER person sharing in the unit has a multiple-peril crop insurance contract (i.e., not crop-hail, fire, etc.). If the other person does not, enter “NONE.”
- (1) If the other person has a multiple-peril crop insurance contract and it can be determined that the SAME AIP services it, enter the contract number. Handle these companion policies according to AIP instructions.
  - (2) If the OTHER person has a multiple-peril crop insurance contract and a DIFFERENT AIP or agent services it, enter the name of the AIP and/or agent (and contract number) if known.
  - (3) If unable to verify the existence of a companion contract, enter “Unknown” and contact the AIP for further instructions.
- c. Refer to the LAM for further information regarding companion contracts.

## SECTION I – DETERMINED ACREAGE APPRAISED, PRODUCTION AND ADJUSTMENTS

Make separate line entries for varying:

- (1) Rate classes, types, class, sub-class, intended use, irrigated practice, cropping practice, or organic practices, as applicable;
- (2) APH yields;
- (3) Appraisals;
- (4) Adjustments to appraised mature production (moisture and/or quality adjustment factors);
- (5) Stages or intended use(s) of acreage;
- (6) Shares (e.g., 50 percent and 75 percent shares on the same unit); or
- (7) Appraisals for damage due to hail or fire if Hail and Fire Exclusion is in effect.

Verify or make the following entries:

**Item**

**No.**

**Information Required**

\*\*\*16.

**Field ID:** The field identification symbol from a sketch map or an aerial photo. Refer to the “Narrative.”

Where acreage is PARTLY replanted, omit the field ID symbol for the fields that have not been replanted and that have been consolidated into a single line entry.

**17. Multi-Crop Code:**

**REPLANT: MAKE NO ENTRY.**

**PRELIMINARY AND FINAL:** The applicable two-digit code for first crop and second crop. REFER TO THE LAM FOR INSTRUCTIONS REGARDING ENTRY OF FIRST CROP AND SECOND CROP CODES.

\*\*\*18. **Reported Acres:** In the event of over-reported acres, handle in accordance with the individual AIP's instructions. In the event of under-reported acres, enter the reported acres to tenths for the field or sub field. If there are no under-reported acres MAKE NO ENTRY.

\*\*\*19. **Determined Acres:** Refer to the LAM for definition of acceptable determined acres used herein. Enter the determined acres to tenths for the field or subfield for which consent is given for other use and/or:

- a. Put to other use without consent;
- b. Abandoned;
- c. Damaged by uninsured causes; or
- d. For which the insured failed to provide acceptable records of production.

Refer to the LAM for procedures regarding when estimated acres are allowed and documentation requirements.

**REPLANT:** Determine the total acres, to tenths, of replanted acreage for each field or subfield (DO NOT ESTIMATE). Make a separate line entry for any PART of a field or subfield NOT replanted.

- a. Determine the planted acreage of any fields NOT replanted. Consolidate it into a single line entry UNLESS the usual reasons for separate line entries apply. Record the field identities (from a map or aerial photo) in the "Narrative."
- b. ACCOUNT FOR ALL PLANTED ACREAGE IN THE UNIT.

**PRELIMINARY AND FINAL:** Determined acres to tenths.

Acreage breakdowns WITHIN a unit or field may be estimated (refer to the LAM) if a determination is impractical.

ACCOUNT FOR ALL PLANTED ACREAGE IN THE UNIT

20. **Interest or Share:** Insured's interest in the crop to three decimal places as determined at the time of inspection. If shares vary on the same UNIT, use separate line entries.

21. **Risk:** Three-digit code for the correct "Rate Class" specified on the actuarial documents. If a "Rate Class" or "High Risk Area" is not specified on the actuarial documents, MAKE NO ENTRY. Verify with the Summary of Coverage and if the Rate Class is found to be incorrect, revise according to the AIP's instructions. Refer to the LAM.

Unrated land is uninsurable without a written agreement.

22. **Type:** Three-digit code number, entered exactly as specified on the actuarial documents for the type grown by the insured. If “No Type Specified” is shown in the actuarial documents, enter the appropriate three-digit code number from the actuarial documents (e.g., 997). If a type is not specified on the actuarial documents, MAKE NO ENTRY.
23. **Class:** Three-digit code number, entered exactly as specified on the actuarial documents for the class grown by the insured. If “No Class Specified” is shown in the actuarial documents, enter the appropriate three-digit code number from the actuarial documents (e.g., 997). If a class is not specified on the actuarial documents, MAKE NO ENTRY.
24. **Sub-Class:** Three-digit code number, entered exactly as specified on the actuarial documents for the sub-class grown by the insured. If “No Sub-Class Specified,” is shown in the actuarial documents, enter the appropriate three-digit code number from the actuarial documents (e.g., 997). If a sub-class is not specified on the actuarial documents, MAKE NO ENTRY.
25. **Intended Use:** Three-digit code number, entered exactly as specified on the actuarial documents for the intended use of the crop grown by the insured. If “No Intended Use Specified” is shown in the actuarial documents, enter the appropriate three-digit code number from the actuarial documents (e.g., 997). If an intended use is not specified on the actuarial documents, MAKE NO ENTRY.
26. **Irr. Practice:** Three-digit code number, entered exactly as specified on the actuarial documents for the irrigated practice carried out by the insured. If “No Irrigated Practice Specified” is shown in the actuarial documents, enter the appropriate three-digit code number from the actuarial documents (e.g., 997). If an irrigated practice is not specified on the actuarial documents, MAKE NO ENTRY.
27. **Cropping Practice:** Three-digit code number, entered exactly as specified on the actuarial documents for the cropping practice carried out by the insured. If “No Cropping Practice Specified” is shown in the actuarial documents, enter the appropriate three-digit code number from the actuarial documents (e.g., 997). If a cropping practice is not specified on the actuarial documents, MAKE NO ENTRY.
28. **Organic Practice:** Three-digit code number, entered exactly as specified on the actuarial documents for the organic practice carried out by the insured. If “No Organic Practice Specified” is shown in the actuarial documents, enter the appropriate three-digit code number from the actuarial documents (e.g., 997). If an organic practice is not specified on the actuarial documents, MAKE NO ENTRY.

**29. Stage:**

**PRELIMINARY:** MAKE NO ENTRY.

**REPLANT:** Replant stage abbreviation as shown below.

| <u>STAGE</u> | <u>EXPLANATION</u>  |
|--------------|---|
| “R” .....    | Acreage replanted and qualifying for replanting payment.  |
| “NR” .....   | Acreage not replanted or not qualifying for a replanting payment. Enter “NR” if the combined potential production appraisal and uninsured cause appraisal totals 90percent or more of the guarantee for replant claims. |

**FINAL:** Stage abbreviation as shown below.

| <u>STAGE</u> | <u>EXPLANATION</u>   |
|--------------|--|
| “P” .....    | Acreage abandoned without consent, put to other use without consent, damaged solely by uninsured causes, or for which the insured failed to provide records of production which are acceptable to the AIP. |
| “H” .....    | Harvested.   |
| “UH” .....   | Unharvested or put to other use with consent.  |

**PREVENTED PLANTING:** Refer to the Prevented Planting Handbook for proper codes for any eligible prevented planting acreage.

**GLEANED ACREAGE:** Refer to the LAM for information on gleaning.

**30. Use of Acreage:** Use of acreage. Use the following “Intended Use” abbreviations.

| <u>USE</u>             | <u>EXPLANATION</u>   |
|------------------------|--|
| “Replant” .....        | Acreage replanted and qualifying for replanting payment          |
| “Not Replanted” .....  | Acreage not replanted or not qualifying for a replanting payment |
| “To Millet,” etc. .... | Use made of the acreage  |
| “WOC” .....            | Other use without consent  |
| “SU” .....             | Solely uninsured   |
| “ABA” .....            | Abandoned without consent  |
| “H” .....              | Harvested  |
| “UH” .....             | Unharvested  |

Verify any “Intended Use” entry. If final use of the acreage was not as indicated, strike out the original line and initial it. Enter all data on a new line showing the correct “Final Use.”

**PREVENTED PLANTING:** Refer to the Prevented Planting Handbook for proper codes for any eligible prevented planting acreage.

**GLEANED ACREAGE:** Refer to the LAM for information on gleaning.

**31. Appraised Potential:**

**REPLANT:** MAKE NO ENTRY. (Enter the replant appraisal in the “Narrative.” Refer to section 4, “Replanting Payment Procedures” for additional instructions.)

**PRELIMINARY AND FINAL:** Per-acre appraisal in bushels, to tenths, of POTENTIAL production for the acreage appraised as shown on the appraisal worksheet. Refer to section 6, “Appraisal Methods” for additional instructions.

If there is no potential on UH acreage, enter “0.” Refer to paragraph 85 in the LAM for procedures for documenting zero yield appraisals.

**32a. Moisture %:**

**REPLANT:** MAKE NO ENTRY.

**PRELIMINARY AND FINAL:** Moisture percent to nearest tenth, only if in excess of 13.0 percent. Moisture adjustment is applied prior to applying any qualifying adjustment for quality.

**32b. Factor:**

**REPLANT:** MAKE NO ENTRY.

**PRELIMINARY AND FINAL:** For appraised mature grain production in excess of 13.0 percent moisture, obtain moisture factor from TABLE J (Soybean Moisture Adjustment Factors).

**33. Shell %, Factor, or Value: MAKE NO ENTRY.**

**34. Production Pre QA:**

**REPLANT:** MAKE NO ENTRY.

**PRELIMINARY AND FINAL:** Result of multiplying column 31 times column 19 (or column 18 if there are under-reported acres), times applicable of columns 32b, rounded to tenths of a bushel. If no entry in column 31, MAKE NO ENTRY.

**35. Quality Factor:**

**REPLANT:** MAKE NO ENTRY.

**PRELIMINARY AND FINAL:** For mature unharvested production which due to insurable causes qualifies for quality adjustment as provided in the Crop provisions, enter the Quality Adjustment Factor (QAF) as a three place decimal calculated in accordance with the Quality Statement(s) in the Special Provisions. Document all calculations in the Narrative of the Production Worksheet (or on a Special Report). Include a copy of all supporting documentation in the insured’s claim file. For additional quality adjustment definitions, instructions, documentation, qualifications, and testing requirements, refer to the LAM and the Official United States Standards for Grain. Also refer to the quality adjustment instructions in the Narrative, herein.

If appraised mature production is determined by the AIP to have zero market value, enter “.000.” Refer to the Special Provisions and the LAM.

**36. Production Post QA:**

**REPLANT:** Result of multiplying the bushels per acre allowed for replanting times column 19 (or column 18 if there are under-reported acres), rounded to the nearest tenth of a bushel. Document calculations in the Narrative or on a Special Report. (Refer to section 4 for qualifications and computations.)

**PRELIMINARY AND FINAL:** Result of multiplying column 34 times column 35, rounded to tenths of a bushel. If “no entry” in column 35 transfer entry from column 34

**37. Uninsured Cause:**

**REPLANT: MAKE NO ENTRY.**

**PRELIMINARY AND FINAL:** Result of per acre appraisal for uninsured causes (taken from appraisal worksheet or other documentation) multiplied by column 19 (or column 18 if there are under-reported acres), rounded to tenths of a bushel. Refer to the LAM for information on how to determine uninsured cause appraisals. If there are no uninsured causes, MAKE NO ENTRY.

- a. Hail and Fire exclusion NOT in effect.
  - (1) Enter the result of multiplying column 19 (or column 18 if there are under-reported acres) entry by NOT LESS than the insured’s production guarantee per acre, in whole pounds, for the line, (calculated by multiplying the elected coverage level percentage times the approved APH yield per acre shown on the APH form), for any “P” stage acreage.
  - (2) On preliminary inspections, advise the insured to keep the harvested production from any acreage damaged SOLELY by uninsured causes separate from other production.
  - (3) For acreage that is damaged PARTLY by uninsured causes, enter the result of multiplying the APPRAISED UNINSURED loss of production per acre in whole pounds, by column 19 (or column 18 if there are under-reported acres) entry for any such acreage
- b. When there is late-planted acreage, the applicable production guarantee for such acreage is the production guarantee per-acre that has been reduced for late-planted acreage, multiplied by column 19 (or column 18 if there are under-reported acres) entry.
- c. Refer to the LAM when a Hail and Fire Exclusion is in effect and damage is from hail or fire.

- d. Enter the result of adding uninsured cause appraisals to hail and fire exclusion appraisals.
- e. For fire losses, if the insured also has other fire insurance (double coverage), refer to the LAM.

38. **Total to Count:** Result of adding column 36 and column 37.

39. **Total:**

**PRELIMINARY: MAKE NO ENTRY.**

**REPLANT AND FINAL:** Total determined acres (column 19), to tenths.

40. **Quality:**

**REPLANT: MAKE NO ENTRY.**

**PRELIMINARY AND FINAL:** Check the applicable qualifying quality adjustment (QA) condition(s) affecting the unit's production (refer to Table below). Check all qualifying conditions that apply to the unit's appraised and harvested production (refer to the crop provisions and Special Provisions).

|   |
|---|
| <b>Qualifying QA Condition:</b>   |
| Test Weight (TW)  |
| Kernel Damage (KD) and Total Defects  |
| Garlicky (Grade)  |
| Aflatoxin   |
| Vomitoxin   |
| Fumonisin   |
| Dark Roast (for Sunflowers only)  |
| Sclerotinia (for Sunflowers only)   |
| Ergoty  |
| COFO (commercially objectionable foreign odor) (includes Musty and Sour Odor) |
| Other   |
| None  |

a. For all qualifying QA conditions checked, in the Narrative (or on a Special Report):

- (1) Document the level for each qualifying QA condition as indicated by approved test results, and the name and location of each testing facility that verifies the presence of the qualifying QA condition and the date of the test(s); or
- (2) Enter "See documentation included in the claim file" (e.g., include copy of the test facility certificate, grade certificate, summary or settlement sheet, etc., that documents the QA condition).

b. If "Other" is checked, in addition to the above documentation requirements, document in the Narrative (or on a Special Report):

(1) A description of the qualifying QA condition;

(2) The name of the controlling authority that considers this qualifying QA condition to be injurious to human and animal health and why.

c. Check “None” if none of the production qualifies for QA.

41. **Mycotoxins exceed FDA, State, or other health organization maximum limits. Check “Yes:”**

**REPLANT: MAKE NO ENTRY.**

**PRELIMINARY AND FINAL:** Check “Yes” if any mycotoxins listed in item 40 (including any identified as “Other”) exceed the FDA, state, or other health organization maximum limits, otherwise leave blank. Document in the Narrative (or on a Special Report), the disposition of the production that was:

a. Sold (Document the name and address of the buyer); or

b. Not sold (Document the date(s) of the disposition, how the production was used, or how it was destroyed.).

Refer to the LAM and the SPECIAL PROVISIONS for additional information on claims involving mycotoxins.

42. **Totals:** Total of entries in columns 34, 36, 37, and 38. If a column has no entries, **MAKE NO ENTRY.**

#### **NARRATIVE:**

If more space is needed, document on a Special Report, and enter “See Special Report.” Attach the Special Report to the Production Worksheet.

- a. If no acreage is released on the unit, enter “No acreage released,” adjuster’s initials, and date.
- b. If notice of damage was given and “No Inspection” is required, enter “No Inspection,” the unit number(s), date, and adjuster’s initials (do not enter unit numbers for which notice has not been given). The insured’s signature is not required.
- c. Explain any uninsured causes, unusual, or controversial cases.
- d. If there is an appraisal in Section I, column 37 for uninsured causes due to a hail/fire exclusion, show the original hail/fire liability per acre and the hail/fire indemnity per acre.
- e. Document the actual appraisal date if an appraisal was performed prior to the adjuster’s signature date on the appraisal worksheet, and the date of the appraisal is not recorded on the appraisal worksheet.



- f. State that there is “No other fire insurance” when fire damages or destroys the insured crop and it is determined that the insured has no other fire insurance. Also refer to the LAM.
- g. Explain any errors found on the Summary of Coverage.
- h. Explain any commingled production. Refer to the LAM.
- i. Explain any entry for “Production Not to Count” in Section II, column 62 and/or any production not included in Section II, column 56 or column 49 - 52 entries (e.g., harvested production from uninsured acreage that can be identified separately from the insured acreage in the unit).
- j. Explain a “No” checked in item 44, “Damage Similar to Other Farms in the Area.”
- k. Attach a sketch map or aerial photo to identify the total unit:
  - (1) If consent is or has been given to put part of the unit to another use or to replant;
  - (2) If acreage has been replanted to a practice uninsurable as an original practice;
  - (3) If uninsured causes are present; or
  - (4) For unusual or controversial cases.

Indicate on the aerial photo or sketch map, the disposition of acreage destroyed or put to other use with or without consent.

- l. Explain any difference between date of inspection and signature dates. For an ABSENTEE insured, enter the date of the inspection AND the date of mailing the Production Worksheet for signature.
- m. When any other adjuster or supervisor accompanied the adjuster on the inspection, enter the code number of the other adjuster or supervisor and the date of inspection.
- n. Explain the reason for a “No Indemnity Due” claim. “No Indemnity Due” claims are to be distributed in accordance with the AIP’s instructions.
- o. Explain any delayed notices or delayed claims as instructed in the LAM.
- p. Document any authorized estimated acres shown in Section I, column 19. Example: “Line 3 ‘E’ acres authorized by the AIP MM/DD/YYYY.”
- q. Document the method and calculation used to determine acres for the unit. Refer to the LAM.
- r. Specify the type of insects or disease when the insured cause of damage or loss is listed as insects or disease. Explain why control measures did not work.
- s. Document the appraisal (plus appraisal for uninsured causes of loss, if applicable) for replanted acreage, and the calculations to show that the qualification for a replanting payment have been met. Refer to section 4.

- t. If any acreage to be replanted in the unit does not qualify for a replanting payment, enter Field No., “NOT QUAL FOR RP PAYMENT,” date of inspection, adjuster’s initials, and reason not qualified.
- u. For replant claims, indicate if the bushels allowed for replanting have/have not been reduced for share on the claim form according to individual guidelines.
- v. For production that qualifies for Quality Adjustment, include a copy of all supporting documentation in the insured’s claim file:
  - (1) Explain any “.000” quality adjustment (QA) factor entered in Section I, column 34 and Section II, column 65.
  - (2) Explain any deficiencies, substances, or conditions that are allowed for quality adjustment, as well as any which were not allowed.
  - (3) If mycotoxins are present, document the level based on laboratory test results.
  - (4) Document the DFs or the RIV’s and Local Market Price, as applicable, used in establishing the QA factor for mature appraised or harvested production.
  - (5) Refer to the LAM for documentation requirements when any excess transportation costs or conditioning costs are included in the QA factor.
  - (6) Document all calculations used in determining QA factors.
  - (7) Refer to the LAM for additional documentation requirements.
- w. Document field ID’s, date, and method of destruction of mycotoxin infested SOYBEANS if it has no market value. For further documentation instructions, refer to the LAM.
- x. Document the name and address of the charitable organization when gleaned acreage is applicable. Refer to the LAM for more information on gleaning.
- y. Document any other pertinent information, including any data to support any factors used to calculate the production.

## SECTION II – DETERMINED HARVESTED PRODUCTION

### GENERAL INFORMATION:

- (1) Account for ALL HARVESTED PRODUCTION (for ALL ENTITIES sharing in the crop) except production appraised BEFORE harvest and shown in Section I because the quantity cannot be determined later (e.g., high moisture grain going into air-tight storage, released for other uses, etc.).
- (2) Columns 49 through 52 are for structure measurements entries (Rectangular, Round, Square, conical pile, etc.). If structures are a combination of shapes, break into a series of average measurements, if possible. Enter “Odd Shape” if production is stored in an odd-shaped structure. Document measurements on a Special Report or other worksheet used for this purpose.
- (3) If farm-stored production has been weighed prior to storage and acceptable weight tickets are available showing gross weights, enter “Weighed and Stored On Farm” in columns 49 through 52. Refer to the LAM for acceptable weight tickets.

- (4) For production commercially stored, sold, etc., make entries in columns 49 through 52 as follows:
  - (a) Name and address of storage facility or buyer.
  - (b) "Seed," "Fed," etc.
- (5) There will be no "harvested production" entries for replanting payments.
- (6) If acceptable sales or weight tickets are not available, refer to the LAM.
- (7) If additional lines are necessary, the data may be entered on a continuation sheet. USE SEPARATE LINES FOR:
  - (a) Separate storage structures.
  - (b) Varying names and addresses of buyers of sold production.
  - (c) Varying determinations of production (varying moisture, foreign material (FM), test weight, value, etc.). Average percent of FM or moisture can be entered when the elevator has calculated the average on the summary sheet, and the determined average is acceptable to the adjuster. Separate line entries are not otherwise required. Refer to the LAM for instructions.
  - (d) Varying shares; e.g., 50 percent and 75 percent shares on same unit.
  - (e) Production from first (original) or second (substitute) crop acreage when a second crop will be or is planted on the first crop acreage within the same crop year.
  - (f) Conical piles. Do **NOT** add the cone in the top or bottom of a bin to the height of other grain in the structure. For computing the production in cones and conical piles, refer to the LAM.
- (8) There will generally be no harvested production entries in columns 47 through 66 for preliminary inspections.
- (9) If there is harvested production from more than one insured practice (or type) and a separate approved APH yield has been established for each, the harvested production also must be entered on separate lines in columns 47 through 66 by type or practice. If production has been commingled, refer to the LAM.

Verify or make the following entries:

**Item**

**No.      Information Required**

**43.**      **Date Harvest Completed:** (Used to determine if there is a delayed notice or a delayed claim. Refer to the LAM.)

**PRELIMINARY:** MAKE NO ENTRY.

**REPLANT AND FINAL:**

- a.      The earlier of the date the ENTIRE acreage on the unit was (1) harvested, (2) totally destroyed, (3) replanted, (4) put to other use, (5) a combination of harvested, destroyed, or put to other use, or (6) the calendar date for the end of the insurance period.
- b.      If at the time of final inspection (if prior to the end of the insurance period), there is any unharvested insured acreage remaining on the unit that the insured does not intend to harvest; enter **“Incomplete.”**
- c.      If at the time of final inspection (if prior to the end of the insurance period), **none** of the insured acreage on the unit has been harvested, and the insured does not intend to harvest such acreage, enter **“No Harvest.”**
- d.      If the case involves a Certification Form, enter the date from the Certification Form when the entire unit is put to another use, replanting is complete for the unit, etc. Refer to the LAM.

**44.**      **Damage similar to other farms in the area? :**

**PRELIMINARY:** MAKE NO ENTRY.

**REPLANT AND FINAL:** Check “Yes” or “No.” Check “Yes” if the amount and cause of damage due to insurable causes is similar to the experience of other farms in the area. If “No” is checked, explain in the “Narrative.”

**45.**      **Assignment of Indemnity:** Check “Yes” **only** if an assignment of indemnity is in effect for the crop year; otherwise, check “No.” Refer to the LAM.

**46.**      **Transfer of Right to Indemnity:** Check “Yes” **only** if a transfer of right to indemnity is in effect for the unit for the crop year; otherwise, check “No.” Refer to the LAM.

**47a**      **Share:** RECORD ONLY VARYING SHARES on SAME unit to three decimal places.

**47b**      **Field ID:**

- a.      If only one practice and/or type of harvested production is listed in Section I, MAKE NO ENTRY.

- b. If more than one practice and/or type of harvested production is listed in Section I, and a separate approved APH yield exists, indicate for each practice/type the corresponding Field ID (from Section I, column 16).

\*\*\*

48. **Multi-Crop Code:** The applicable two-digit code for first crop and second crop. REFER TO THE LAM FOR INSTRUCTIONS REGARDING ENTRY OF FIRST CROP AND SECOND CROP CODES.
49. **Length or Diameter:** Internal measurement in feet to tenths of structural space occupied by crop.
- a. Length if rectangular or square.
- b. Diameter if round or conical pile. Refer to the LAM to convert circumference to diameter if internal diameter measurement is not possible.
50. **Width:** Internal width measurement in feet to tenths of space occupied by crop in structure if rectangular or square. If round, enter "RND." If conical pile, enter "Cone."
51. **Depth:** Depth measurement in feet to tenths of space occupied by crop in rectangular, round, or square structure. If conical pile, enter the height of the cone. If there is production in the storage structure from other units or sources, refer to the LAM.
52. **Deductions:** Cubic feet, to tenths, of crop space displaced by chutes, vents, studs, crossies, etc. Refer to the LAM for computation instructions.
53. **Net Cubic Feet:** Net cubic feet of crop in the storage structure. Refer to the LAM for computation instructions.
54. **Conversion Factor:** Enter Conversion Factor as .8 (only if structure measurements are entered).
55. **Gross Prod.:** Multiply column 53 times column 54, rounded to tenths of a BUSHEL. The results of this calculation represent the amount of gross bushels in the bin.
56. **Bu., Ton, Lbs., Cwt.:** Circle "Bu." in column heading. Enter the gross production in bushels to tenths before deductions for moisture for production:
- a. Weighed and stored on the farm.
- b. Sold and/or stored in commercial storage - Obtain gross production for the UNIT from the summary and/or settlement sheets. (Individual load slips only WILL NOT suffice unless the storage facility or buyer WILL NOT provide summary and/or settlement sheets to the insured, and this is documented in the "Narrative.")
- c. Stored in odd-shaped structures. The adjuster must compute the amount of gross production. (Refer to the LAM for cubic footage and production computations). A copy of ALL production calculations must be left in the file folder.
- d. For mycotoxin-infected soybeans, enter ALL production even if it has no market value.

**57. Shell/Sugar Factor:** MAKE NO ENTRY.

**58a. FM %:** Make entry to nearest tenth. Refer to Paragraph 98 of the LAM entry for instructions.

**Refer to the LAM (EXHIBIT 17) for FGIS definitions of “FM.”**

**58b. Factor:** Enter the three-place factor determined by subtracting the percent of FM from 1.000, or subtract the entry in **column 58a** from 100 and divide by 100. **EXAMPLE:** For 4 percent, enter “.960.”

**59a. Moisture %:** Enter moisture percent to tenths. Moisture adjustment is applied prior to applying any qualifying adjustment for quality.

**59b. Factor:** If moisture is in excess of **13.0 percent**, enter the four-place moisture factor for soybeans from **the moisture adjustment table (TABLE J - Soybean Moisture Adjustment Factors)**.

**60a. Test Wt.:** Enter test weight (ONLY when storage structure measurements are entered) in whole pounds (or pounds to tenths IF so instructed by the AIP). Refer to the LAM for instructions on determining test weight.

**60b. Factor:** Combination Test Weight Factor – Enter the factor from **TABLE C (Combined Test Weight and Pack Factor)** for the square footage of floor space in the storage structure. Refer to the LAM for instructions on calculating floor space of a structure.

If the AIP instructions are to enter test weights rounded to tenths, use the nearest ½ pound test weight value on the combination test weight pack factor chart.

For test weights not shown on the chart, multiply the actual test weight by the last available combination test weight pack factor for the appropriate structure size and divide the result by the last available test weight shown on the chart.

**EXAMPLE FOR TEST WEIGHT NOT SHOWN ON THE CHART:**

Soybeans with a test weight of 66 pounds stored in a less than 255 Sq. Ft. bin;  
 $66 \text{ (actual test weight)} \times 1.103 \text{ (last available factor)} \div 65.0 \text{ (last available test weight)} = 1.120$

**61. Adjusted Production:** Result of multiplying **columns 55 or 56 times 58b times 59b times 60b (Round to bushels to tenths)**.

**62. Prod. Not to Count:** Net production NOT to count, in bushels to tenths, WHEN ACCEPTABLE RECORDS IDENTIFYING SUCH PRODUCTION ARE AVAILABLE, from harvested acreage which has been assessed an appraisal of not less than the guarantee per acre, or from other sources (e.g., other units or uninsured acreage) in the same storage structure (if the storage entries include such production).

THIS ENTRY MUST NEVER EXCEED PRODUCTION SHOWN ON THE SAME LINE. EXPLAIN THE TOTAL BIN CONTENTS (bin grain depth, etc.) AND ANY “PRODUCTION NOT TO COUNT” IN THE “NARRATIVE.”

Make no entry if only the depth for production to count has been entered in column 51, and the depth for production not to count has been entered in the “Narrative” section. Refer to the example in the LAM.

63. **Production Pre-QA:** Result of subtracting column 62 from column 61.

64a. **Value:** When applicable, enter the RIV. The RIV will be the reasonable RIV applied by the buyer due to all insurable quality deficiencies. (Refer to the Special Provisions and the LAM for further instructions).

DO NOT make an entry when the discount factor is obtained from the charts in the Special Provisions.

64b. **MKT Price:** If an entry is in column 64a enter the Local Market Price for U.S. No. 1 grade soybeans (refer to the crop provisions). Refer to the LAM for further instructions.

**MAKE NO ENTRY** when the discount factor is obtained from the charts in the Special Provisions.

65. **Quality Factor:** For soybean production eligible for quality adjustment, enter the 3-digit quality adjustment factor determined by:

- a. Subtracting the result of column 64a divided by column 64b from 1.000; or
- b. 1.000 minus the sum of the applicable discount factor(s) obtained from the Special Provisions.

66. **Production to Count:** Enter result from multiplying column 63 times column 65, rounded to bushels to tenths.

67. Total of column 63. If no entry in column 63, MAKE NO ENTRY.

FOR ITEMS 68 – 72; WHEN SEPARATE LINE ENTRIES ARE MADE FOR VARYING SHARES, STAGES, APH YIELDS, PRICE ELECTIONS, TYPES, ETC., WITHIN THE UNIT, AND TOTALS NEED TO BE KEPT SEPARATE FOR CALCULATING INDEMNITIES, MAKE NO ENTRY AND FOLLOW THE AIP’S INSTRUCTIONS; OTHERWISE, MAKE THE FOLLOWING ENTRIES.

68. **Section II Total:**

**PRELIMINARY AND REPLANT:** MAKE NO ENTRY.

**FINAL:** Total of column 66 to bushels to tenths.

69. **Section I Total:**

**PRELIMINARY AND REPLANT:** MAKE NO ENTRY.

**FINAL:** Enter figure from Section I, column 38 total.

**70. Unit Total:**

**PRELIMINARY AND REPLANT:** MAKE NO ENTRY.

**FINAL:** Total of **68** and **69**, to tenths.

**71. Allocated Prod.:** Refer to the LAM for instructions for determining allocated production. Enter the total production, rounded to bushels to tenths, allocated to this unit that is included in Sections I or II of the Production Worksheet. Document how allocated production was determined and record supporting calculations in the Narrative or on a Special Report.

**72. Total APH Prod.:** Result, rounded to tenths, of subtracting the total of column 37 (item 42 "Totals") and item 71 (Allocated Prod.) from item 70 (Unit Total). If no entries in columns 37 and item 71, transfer the entry in item 70.

The following required entries are not illustrated on the Production Worksheet example below.

**73. Insured's Signature and Date:** Insured's (or insured's authorized representative's) signature and date. BEFORE obtaining the signature, REVIEW ALL ENTRIES on the Production Worksheet WITH THE INSURED, particularly explaining codes, etc., that may not be readily understood.

Final indemnity inspections and final replanting payment inspections should be signed on bottom line.

**74. Adjuster's Signature, Code #, and Date:** Signature of adjuster, code number, and date signed **after** the insured (or insured's authorized representative) has signed. For an absentee insured, enter adjuster's code number ONLY. The signature and date will be entered AFTER the absentee has signed and returned the Production Worksheet.

Final indemnity inspections and final replanting payment inspections should be signed on bottom line.

**75. Page:**

**PRELIMINARY:** Page numbers – "1," "2," etc., at the time of inspection.

**REPLANT AND FINAL:** Page numbers - (Example: Page 1 of 1, Page 1 of 2, Page 2 of 2, etc.).



**PRODUCTION WORKSHEET**

|   |                           |  |   |  |   |  |                              |  |                            |
|---|---------------------------|--|---|--|---|--|------------------------------|--|----------------------------|
| 1. Crop/Code #<br><b>SOYBEANS</b><br><b>0081</b>    | 2. Unit #<br><b>00200</b> | 3. Location Description<br><b>SW1-96N-3W</b> | 7. Company<br>Agency<br><b>ANY COMPANY</b><br><b>ANY AGENCY</b> |  | 8. Name of Insured<br><b>I. M. INSURED</b>      |  |                              |  |                            |
| 4. Date(s) of Damage<br><b>JUN 10</b> <b>AUG</b>    |                           |  |   |  | 9. Claim #<br><b>XXXXXXXX</b>                   |  | 11. Crop Year<br><b>YYYY</b> |  |                            |
| 5. Cause(s) of Damage<br><b>HAIL</b> <b>DROUGHT</b> |                           |  |   |  | 10. Policy #<br><b>XXXXXXXXXX</b>               |  |                              |  |                            |
| 6. Insured Cause %<br><b>40</b> <b>60</b>           |                           |  |   |  | 14. Date(s) Notice of Loss<br><b>MM/DD/YYYY</b> |  | 2nd                          |  | Final<br><b>MM/DD/YYYY</b> |
| 12. Additional Units<br><b>00200</b>                |                           |  |   |  | 15. Companion Policy(s)                         |  |                              |  |                            |
| 13. Est. Prod. Per Acre<br><b>40</b>                |                           |  |   |  |   |  |                              |  |                            |

**SECTION I – DETERMINED ACREAGE APPRAISED, PRODUCTION AND ADJUSTMENTS**

| A. ACTUARIAL |                 |                |                  |  |      |            |       |           |              |              |                   |                  |           |                | B. POTENTIAL YIELD  |                   |                           |                   |                |                    |                  |                |
|--------------|-----------------|----------------|------------------|--|------|------------|-------|-----------|--------------|--------------|-------------------|------------------|-----------|----------------|---------------------|-------------------|---------------------------|-------------------|----------------|--------------------|------------------|----------------|
| 16.          | 17.             | 18.            | 19.              | 20.  | 21.  | 22.        | 23.   | 24.       | 25.          | 26.          | 27.               | 28.              | 29.       | 30.            | 31.                 | 32a.<br>32b.      | 33.                       | 34.               | 35.            | 36.                | 37.              | 38.            |
| Field ID     | Multi-Crop Code | Reported Acres | Determined Acres | Interest or Share  | Risk | Type       | Class | Sub-Class | Intended Use | Irr Practice | Cropping Practice | Organic Practice | Stage     | Use of Acreage | Appraised Potential | Moisture % Factor | Shell %, Factor, or Value | Production Pre QA | Quality Factor | Production Post QA | Uninsured Causes | Total to Count |
| <b>A</b>     | <b>NS</b>       |                | <b>24.2</b>      | <b>1.000</b>   |      | <b>997</b> |       |           |              |              | <b>002</b>        |                  | <b>UH</b> | <b>PLOWED</b>  | <b>18.5</b>         | -----             |                           | <b>447.7</b>      |                | <b>447.7</b>       |                  | <b>447.7</b>   |
| <b>B</b>     | <b>NS</b>       |                | <b>18.0</b>      | <b>1.000</b>   |      | <b>997</b> |       |           |              |              | <b>002</b>        |                  | <b>P</b>  | <b>WOC</b>     |                     | -----             |                           |                   |                |                    | <b>504.0</b>     | <b>504.0</b>   |
| <b>C</b>     | <b>NS</b>       |                | <b>56.0</b>      | <b>1.000</b>   |      | <b>997</b> |       |           |              |              | <b>002</b>        |                  | <b>H</b>  | <b>H</b>       |                     | -----             |                           |                   |                |                    |                  |                |
| 39. TOTAL    |                 |                | <b>98.2</b>      | 40. Quality: <b>TW</b> <input checked="" type="checkbox"/> <b>KD</b> <input checked="" type="checkbox"/> Aflatoxin <input type="checkbox"/> Vomitoxin <input type="checkbox"/> Fumonisin <input type="checkbox"/> Garlicky <input type="checkbox"/> Dark Roast <input type="checkbox"/><br>Sclerotinia <input type="checkbox"/> Ergoty <input type="checkbox"/> CoFo <input type="checkbox"/> Other <input type="checkbox"/> None <input type="checkbox"/> |      |            |       |           |              |              |                   |                  |           |                |                     | 42. TOTALS        |                           | <b>447.4</b>      |                | <b>447.4</b>       | <b>504.0</b>     | <b>951.7</b>   |
|              |                 |                |                  | 41. Mycotoxins exceed FDA, State or other health organization maximum limits? Yes <input type="checkbox"/>   |      |            |       |           |              |              |                   |                  |           |                |                     |                   |                           |                   |                |                    |                  |                |

NARRATIVE (If more space is needed, attach a Special Report) **SOYBEANS at Acme Elevator weighed 45# per bushel and had 19.9% kernel damage. Field B - Put to other use without consent. Guarantee per acre is 28.0 bu. per acre.** Fields B & C determined from FSA permanent Field measurements. Field A wheel measured. Refer to attached Special Report for measurements and calculations. Refer to attached FGIS Grade Certificate. Test Wt. = 45# (DF = .013) + 19.9% damaged kernels (DF = .129 + U.S. Sample Grade (DF = .137) = .279. 1.000 - .279 = .721 Quality Adjustment Factor.

**SECTION II – DETERMINED HARVESTED PRODUCTION**

| 43. Date Harvest Completed<br><b>MM/DD/YYYY</b> |                 |   |            |             |           | 44. Damage similar to other farms in the area?<br>Yes <input checked="" type="checkbox"/> No <input type="checkbox"/> |                   |               |                   |                    |                             | 45. Assignment of Indemnity<br>Yes <input type="checkbox"/> No <input checked="" type="checkbox"/> |                |                     |                    |                     |                      | 46. Transfer of Right to Indemnity?<br>Yes <input type="checkbox"/> No <input checked="" type="checkbox"/> |                     |  |  |  |  |
|---|-----------------|---|------------|-------------|-----------|---|-------------------|---------------|-------------------|--------------------|-----------------------------|--|----------------|---------------------|--------------------|---------------------|----------------------|--|---------------------|--|--|--|--|
| A. MEASUREMENTS                                 |                 |   |            |             |           | B. GROSS PRODUCTION   |                   |               |                   |                    |                             | C. ADJUSTMENTS TO HARVESTED PRODUCTION   |                |                     |                    |                     |                      |  |                     |  |  |  |  |
| 47a.<br>47b.                                    | 48.             | 49.                                     | 50.        | 51.         | 52.       | 53.   | 54.               | 55.           | 56.               | 57.                | 58a.<br>58b.                | 59a.<br>59b.   | 60a.<br>60b.   | 61.                 | 62.                | 63.                 | 64a.<br>64b.         | 65.  | 66.                 |  |  |  |  |
| Share Field ID                                  | Multi-Crop Code | Length or Diameter                      | Width      | Depth       | Deduction | Net Cubic Feet  | Conversion Factor | Gross Prod.   | Bu., Ton Lbs. CWT | Shell/Sugar Factor | FM% Factor                  | Moisture % Factor  | Test WT Factor | Adjusted Production | Prod. Not to Count | Production Pre-QA   | Value Mkt. Price     | Quality Factor   | Production to Count |  |  |  |  |
|   | <b>NS</b>       | <b>ACME ELEVATOR ANYTOWN, ANY STATE</b> |            |             |           |   |                   |               | <b>530.1</b>      |                    | <b>1.0</b><br><b>.990</b>   |  |                | <b>524.8</b>        |                    | <b>524.8</b>        |                      | <b>.721</b>  | <b>378.4</b>        |  |  |  |  |
|   | <b>NS</b>       | <b>14.0</b>                             | <b>RND</b> | <b>10.0</b> |           | <b>1539.4</b>   | <b>.8</b>         | <b>1231.5</b> |                   |                    | <b>16.7</b><br><b>.9556</b> | <b>52</b><br><b>.903</b>   |                | <b>1062.7</b>       |                    | <b>1062.7</b>       |                      |  | <b>1062.7</b>       |  |  |  |  |
| 67. TOTAL                                       |                 |   |            |             |           |   |                   |               |                   |                    |                             |  |                |                     |                    | <b>1587.5</b>       | 68. Section II Total |  | <b>1441.1</b>       |  |  |  |  |
|   |                 |   |            |             |           |   |                   |               |                   |                    |                             |  |                |                     |                    | 69. Section I Total |                      | <b>951.7</b>   |                     |  |  |  |  |
|   |                 |   |            |             |           |   |                   |               |                   |                    |                             |  |                |                     |                    | 70. Unit Total      |                      | <b>2392.8</b>  |                     |  |  |  |  |
|   |                 |   |            |             |           |   |                   |               |                   |                    |                             |  |                |                     |                    | 71. Allocated Prod. |                      |  |                     |  |  |  |  |
|   |                 |   |            |             |           |   |                   |               |                   |                    |                             |  |                |                     |                    | 72. Total APH Prod. |                      | <b>1888.8</b>  |                     |  |  |  |  |

**PRODUCTION WORKSHEET**

|   |                                      |   |  |   |
|---|--------------------------------------|---|--|---|
| 1. Crop/Code #<br><b>SOYBEANS<br/>0081</b>      | 2. Unit #<br><b>00100</b>            | 3. Location Description<br><b>SW1-96N-30W</b> | 7. Company Agency<br><b>ANY COMPANY<br/>ANY AGENCY</b> | 8. Name of Insured<br><b>I.M. INSURED</b>       |
| 4. Date(s) of Damage<br><b>JUN 10</b>           | 5. Cause(s) of Damage<br><b>HAIL</b> | 6. Insured Cause %<br><b>100</b>              | 12. Additional Units                                   | 13. Est. Prod. Per Acre                         |
| 9. Claim #<br><b>XXXXXXXX</b>                   |                                      |   |  | 11. Crop Year<br><b>YYYY</b>                    |
| 10. Policy #<br><b>XXXXXXXXXX</b>               |                                      |   |  | 14. Date(s) Notice of Loss<br><b>MM/DD/YYYY</b> |
| 14. Date(s) Notice of Loss<br><b>MM/DD/YYYY</b> |                                      |   |  | 15. Companion Policy(s)                         |

**SECTION I – DETERMINED ACREAGE APPRAISED, PRODUCTION AND ADJUSTMENTS**

| A. ACTUARIAL   |                 |                |                  |  |      |      |       |           |              |              |                   |                  |       |                | B. POTENTIAL YIELD  |                   |                           |                   |                |                    |                  |                |     |
|--|-----------------|----------------|------------------|--|------|------|-------|-----------|--------------|--------------|-------------------|------------------|-------|----------------|---------------------|-------------------|---------------------------|-------------------|----------------|--------------------|------------------|----------------|-----|
| 16.  | 17.             | 18.            | 19.              | 20.  | 21.  | 22.  | 23.   | 24.       | 25.          | 26.          | 27.               | 28.              | 29.   | 30.            | 31.                 | 32a.              | 32b.                      | 33.               | 34.            | 35.                | 36.              | 37.            | 38. |
| Field ID   | Multi-Crop Code | Reported Acres | Determined Acres | Interest or Share  | Risk | Type | Class | Sub-Class | Intended Use | Irr Practice | Cropping Practice | Organic Practice | Stage | Use of Acreage | Appraised Potential | Moisture % Factor | Shell %, Factor, or Value | Production Pre QA | Quality Factor | Production Post QA | Uninsured Causes | Total to Count |     |
| A  |                 |                | 30.0             | 1.000  |      | 997  |       |           |              |              | 002               |                  | R     | REPLANTED      |                     |                   |                           |                   |                |                    | 84               |                | 84  |
|  |                 |                | 40.0             | 1.000  |      | 997  |       |           |              |              | 002               |                  | NR    | NOT REPLANTED  |                     |                   |                           |                   |                |                    |                  |                |     |
| 39. TOTAL  |                 |                | 70.0             | 40. Quality: TW <input type="checkbox"/> KD <input type="checkbox"/> Aflatoxin <input type="checkbox"/> Vomitoxin <input type="checkbox"/> Fumonisin <input type="checkbox"/> Garlicky <input type="checkbox"/> Dark Roast <input type="checkbox"/><br>Sclerotinia <input type="checkbox"/> Ergoty <input type="checkbox"/> CoFo <input type="checkbox"/> Other <input type="checkbox"/> None <input type="checkbox"/> |      |      |       |           |              |              |                   |                  |       |                | 42. TOTALS          |                   |                           |                   | 84             |                    | 84               |                |     |
| 41. Mycotoxins exceed FDA, State or other health organization maximum limits? Yes <input type="checkbox"/> |                 |                |                  |  |      |      |       |           |              |              |                   |                  |       |                |                     |                   |                           |                   |                |                    |                  |                |     |

NARRATIVE (If more space is needed, attach a Special Report) Example above shows allowance when the actual cost is less than the maximum allowance or 20% of the production guarantee. Insured's actual cost to replant - \$18.00/acre. Price election - \$6.50. \$18.00 ÷ \$6.50 = 2.8 bu. 37.5 bu./acre guarantee × 20% = 7.5 bu/acre (2.8 is less than 3.0 bu. maximum allowed). Appraised potential less than 90% of the production guarantee (50.0 × 90% = 45.0 bu./acre -- appraised potential = 21.5 bu/acre). Total acreage from FSA permanent field measurement. Field A wheel measured. See attached Special Report for measurements and calculations.

**SECTION I – DETERMINED ACREAGE APPRAISED, PRODUCTION AND ADJUSTMENTS**

| A. ACTUARIAL   |                 |                |                  |  |      |      |       |           |              |              |                   |                  |       |                | B. POTENTIAL YIELD  |                   |                           |                   |                |                    |                  |                |      |
|--|-----------------|----------------|------------------|--|------|------|-------|-----------|--------------|--------------|-------------------|------------------|-------|----------------|---------------------|-------------------|---------------------------|-------------------|----------------|--------------------|------------------|----------------|------|
| 16.  | 17.             | 18.            | 19.              | 20.  | 21.  | 22.  | 23.   | 24.       | 25.          | 26.          | 27.               | 28.              | 29.   | 30.            | 31.                 | 32a.              | 32b.                      | 33.               | 34.            | 35.                | 36.              | 37.            | 38.  |
| Field ID   | Multi-Crop Code | Reported Acres | Determined Acres | Interest or Share  | Risk | Type | Class | Sub-Class | Intended Use | Irr Practice | Cropping Practice | Organic Practice | Stage | Use of Acreage | Appraised Potential | Moisture % Factor | Shell %, Factor, or Value | Production Pre QA | Quality Factor | Production Post QA | Uninsured Causes | Total to Count |      |
| A  |                 |                | 30.0             | .500   |      | 997  |       |           |              |              | 002               |                  | R     | REPLANTED      |                     |                   |                           |                   |                |                    | 42.0             |                | 42.0 |
|  |                 |                | 40.0             | .500   |      | 997  |       |           |              |              | 002               |                  | NR    | NOT REPLANTED  |                     |                   |                           |                   |                |                    |                  |                |      |
| 39. TOTAL  |                 |                | 70.0             | 40. Quality: TW <input type="checkbox"/> KD <input type="checkbox"/> Aflatoxin <input type="checkbox"/> Vomitoxin <input type="checkbox"/> Fumonisin <input type="checkbox"/> Garlicky <input type="checkbox"/> Dark Roast <input type="checkbox"/><br>Sclerotinia <input type="checkbox"/> Ergoty <input type="checkbox"/> CoFo <input type="checkbox"/> Other <input type="checkbox"/> None <input type="checkbox"/> |      |      |       |           |              |              |                   |                  |       |                | 42. TOTALS          |                   |                           |                   | 42.0           |                    | 42.0             |                |      |
| 41. Mycotoxins exceed FDA, State or other health organization maximum limits? Yes <input type="checkbox"/> |                 |                |                  |  |      |      |       |           |              |              |                   |                  |       |                |                     |                   |                           |                   |                |                    |                  |                |      |

NARRATIVE (If more space is needed, attach a Special Report) Example above shows allowance when the actual cost is less than the maximum allowance or 20% of the production guarantee. Insured's actual cost to replant - \$9.00/acre. Price election - \$6.50. \$9.00 ÷ \$6.50 = 1.4 bu. 37.5 bu./acre guarantee × 20% × .500 = 3.8 bu/acre. (2.8 is less than 3.0 bu. maximum allowed). Appraised potential less than 90% of the production guarantee (50.0 × 90% = 45.0 bu./acre -- appraised potential = 21.5 bu/acre). Total acreage from FSA permanent field measurement. Field A wheel measured. See attached Special Report for measurements and calculations.

## 10. REFERENCE MATERIAL

**TABLE A - MINIMUM REPRESENTATIVE SAMPLE REQUIREMENTS**

| ACRES IN FIELD OR SUBFIELD   | MINIMUM NO. OF SAMPLES |
|--|------------------------|
| *** 0.1 – 10.0   | 3                      |
| Add one additional sample for each additional 40.0 acres (or fraction thereof) in the field or subfield. |                        |

**TABLE B - ROW WIDTH FACTOR**

| ROW WIDTH | FACTOR | ROW WIDTH | FACTOR | ROW WIDTH | FACTOR |
|-----------|--------|-----------|--------|-----------|--------|
| 6"        | 4.00   | 22"       | 1.09   | 38"       | 0.63   |
| 8"        | 3.00   | 24"       | 1.00   | 40"       | 0.60   |
| 10"       | 2.40   | 26"       | 0.92   | 42"       | 0.57   |
| 12"       | 2.00   | 28"       | 0.86   | 44"       | 0.55   |
| 14"       | 1.71   | 30"       | 0.80   | 46"       | 0.52   |
| 16"       | 1.50   | 32"       | 0.75   | 48"       | 0.50   |
| 18"       | 1.33   | 34"       | 0.71   | B*        | 2.22   |
| 20"       | 1.20   | 36"       | 0.67   |           |        |

“B\*” - Broadcast

For row widths other than those shown in **TABLE B**, determine the appropriate factor by dividing 24 by the row width (nearest one-half inch). Round the factor to two decimal places.

**EXAMPLE:** 7 1/2 inches (or 7.5")       $24 \div 7.5 = 3.20$  Factor

15 inches       $24 \div 15 = 1.60$  Factor

**TABLE C - COMBINED TEST WEIGHT AND PACK FACTOR**

| Test Weight | Less Than 255 Sq. Ft. - | 255 Sq. Ft. to 461 Sq. Ft. - | 462 Sq. Ft. to 767 Sq. Ft. - | 768 Sq. Ft. to 1384 Sq. Ft. - | 1385 Sq. Ft. to 2289 Sq. Ft. - | 2290 or Over Sq. Ft. - |
|-------------|-------------------------|------------------------------|------------------------------|-------------------------------|--------------------------------|------------------------|
| 40.0        | 0.719                   | 0.727                        | 0.739                        | 0.745                         | 0.757                          | 0.774                  |
| 40.5        | 0.727                   | 0.735                        | 0.747                        | 0.753                         | 0.765                          | 0.782                  |
| 41.0        | 0.735                   | 0.743                        | 0.755                        | 0.761                         | 0.773                          | 0.790                  |
| 41.5        | 0.743                   | 0.751                        | 0.763                        | 0.769                         | 0.781                          | 0.798                  |
| 42.0        | 0.750                   | 0.759                        | 0.771                        | 0.777                         | 0.789                          | 0.806                  |
| 42.5        | 0.758                   | 0.767                        | 0.780                        | 0.785                         | 0.797                          | 0.814                  |
| 43.0        | 0.766                   | 0.775                        | 0.788                        | 0.793                         | 0.805                          | 0.822                  |
| 43.5        | 0.774                   | 0.783                        | 0.796                        | 0.801                         | 0.813                          | 0.830                  |
| 44.0        | 0.782                   | 0.791                        | 0.804                        | 0.809                         | 0.821                          | 0.838                  |
| 44.5        | 0.790                   | 0.798                        | 0.812                        | 0.817                         | 0.829                          | 0.846                  |
| 45.0        | 0.797                   | 0.806                        | 0.820                        | 0.825                         | 0.837                          | 0.854                  |
| 45.5        | 0.805                   | 0.814                        | 0.828                        | 0.833                         | 0.845                          | 0.862                  |
| 46.0        | 0.813                   | 0.822                        | 0.836                        | 0.841                         | 0.853                          | 0.870                  |
| 46.5        | 0.820                   | 0.830                        | 0.844                        | 0.849                         | 0.861                          | 0.878                  |
| 47.0        | 0.828                   | 0.837                        | 0.851                        | 0.857                         | 0.869                          | 0.886                  |
| 47.5        | 0.836                   | 0.845                        | 0.859                        | 0.865                         | 0.877                          | 0.894                  |
| 48.0        | 0.843                   | 0.853                        | 0.867                        | 0.873                         | 0.885                          | 0.902                  |
| 48.5        | 0.851                   | 0.860                        | 0.875                        | 0.881                         | 0.893                          | 0.910                  |
| 49.0        | 0.858                   | 0.868                        | 0.883                        | 0.889                         | 0.901                          | 0.918                  |
| 49.5        | 0.866                   | 0.876                        | 0.891                        | 0.897                         | 0.909                          | 0.926                  |
| 50.0        | 0.873                   | 0.883                        | 0.898                        | 0.905                         | 0.917                          | 0.934                  |
| 50.5        | 0.881                   | 0.891                        | 0.906                        | 0.913                         | 0.925                          | 0.942                  |
| 51.0        | 0.888                   | 0.898                        | 0.914                        | 0.921                         | 0.933                          | 0.951                  |
| 51.5        | 0.896                   | 0.906                        | 0.921                        | 0.928                         | 0.940                          | 0.957                  |
| 52.0        | 0.903                   | 0.913                        | 0.929                        | 0.936                         | 0.948                          | 0.966                  |
| 52.5        | 0.910                   | 0.921                        | 0.937                        | 0.943                         | 0.955                          | 0.973                  |
| 53.0        | 0.918                   | 0.928                        | 0.944                        | 0.951                         | 0.963                          | 0.981                  |
| 53.5        | 0.925                   | 0.936                        | 0.952                        | 0.959                         | 0.971                          | 0.990                  |
| 54.0        | 0.932                   | 0.943                        | 0.959                        | 0.966                         | 0.978                          | 0.997                  |
| 54.5        | 0.940                   | 0.951                        | 0.967                        | 0.974                         | 0.986                          | 1.005                  |
| 55.0        | 0.947                   | 0.958                        | 0.974                        | 0.982                         | 0.994                          | 1.013                  |
| 55.5        | 0.954                   | 0.965                        | 0.982                        | 0.989                         | 1.001                          | 1.020                  |
| 56.0        | 0.961                   | 0.973                        | 0.989                        | 0.997                         | 1.010                          | 1.029                  |
| 56.5        | 0.969                   | 0.980                        | 0.997                        | 1.004                         | 1.016                          | 1.035                  |
| 57.0        | 0.976                   | 0.987                        | 1.004                        | 1.012                         | 1.025                          | 1.044                  |
| 57.5        | 0.983                   | 0.994                        | 1.012                        | 1.019                         | 1.032                          | 1.051                  |
| 58.0        | 0.990                   | 1.001                        | 1.019                        | 1.027                         | 1.040                          | 1.060                  |
| 58.5        | 0.997                   | 1.009                        | 1.026                        | 1.034                         | 1.047                          | 1.067                  |
| 59.0        | 1.004                   | 1.016                        | 1.033                        | 1.041                         | 1.054                          | 1.074                  |
| 59.5        | 1.011                   | 1.023                        | 1.041                        | 1.049                         | 1.062                          | 1.083                  |
| 60.0        | 1.018                   | 1.030                        | 1.048                        | 1.056                         | 1.069                          | 1.090                  |
| 60.5        | 1.025                   | 1.037                        | 1.055                        | 1.063                         | 1.076                          | 1.097                  |
| 61.0        | 1.032                   | 1.044                        | 1.062                        | 1.071                         | 1.084                          | 1.105                  |
| 61.5        | 1.039                   | 1.051                        | 1.070                        | 1.078                         | 1.091                          | 1.112                  |
| 62.0        | 1.046                   | 1.058                        | 1.077                        | 1.085                         | 1.098                          | 1.119                  |
| 62.5        | 1.053                   | 1.065                        | 1.084                        | 1.092                         | 1.105                          | 1.126                  |

**TABLE C - COMBINED TEST WEIGHT AND PACK FACTOR (Continued)**

| Test Weight | Less Than 255 Sq. Ft. - | 255 Sq. Ft. to 461 Sq. Ft. - | 462 Sq. Ft. to 767 Sq. Ft. - | 768 Sq. Ft. to 1384 Sq. Ft. - | 1385 Sq. Ft. to 2289 Sq. Ft. - | 2290 or Over Sq. Ft. - |
|-------------|-------------------------|------------------------------|------------------------------|-------------------------------|--------------------------------|------------------------|
| 63.0        | 1.059                   | 1.072                        | 1.091                        | 1.099                         | 1.112                          | 1.133                  |
| 63.5        | 1.066                   | 1.079                        | 1.098                        | 1.106                         | 1.119                          | 1.140                  |
| 64.0        | 1.073                   | 1.086                        | 1.105                        | 1.113                         | 1.126                          | 1.147                  |
| 64.5        | 1.080                   | 1.093                        | 1.112                        | 1.120                         | 1.133                          | 1.154                  |
| 65.0        | 1.087                   | 1.100                        | 1.119                        | 1.127                         | 1.140                          | 1.161                  |

If the actual test weight is not shown on the chart, refer to subsection 9 B Section II, item 59b for instructions.

**TABLE D - SEED (BEAN) SIZE FACTOR**

| CC'S PER 100 SEEDS | FACTOR | CC'S PER 100 SEEDS | FACTOR | CC'S PER 100 SEEDS | FACTOR |
|--------------------|--------|--------------------|--------|--------------------|--------|
| 5                  | 0.017  | 21                 | 0.071  | 36                 | 0.122  |
| 6                  | 0.020  | 22                 | 0.075  | 37                 | 0.126  |
| 7                  | 0.024  | 23                 | 0.078  | 38                 | 0.129  |
| 8                  | 0.027  | 24                 | 0.081  | 39                 | 0.132  |
| 9                  | 0.031  | 25                 | 0.085  | 40                 | 0.136  |
| 10                 | 0.034  | 26                 | 0.088  | 41                 | 0.139  |
| 11                 | 0.037  | 27                 | 0.092  | 42                 | 0.143  |
| 12                 | 0.041  | 28                 | 0.095  | 43                 | 0.146  |
| 13                 | 0.044  | 29                 | 0.098  | 44                 | 0.149  |
| 14                 | 0.047  | 30                 | 0.102  | 45                 | 0.153  |
| 15                 | 0.051  | 31                 | 0.105  | 46                 | 0.156  |
| 16                 | 0.054  | 32                 | 0.109  | 47                 | 0.160  |
| 17                 | 0.058  | 33                 | 0.112  | 48                 | 0.163  |
| 18                 | 0.061  | 34                 | 0.115  | 49                 | 0.166  |
| 19                 | 0.064  | 35                 | 0.119  | 50                 | 0.170  |
| 20                 | 0.068  |                    |        |                    |        |

If unable to obtain 100 mature beans in sample due to immaturity or swelling from excess moisture, use factor .092 unless otherwise authorized.

**TABLE E - PLANTS PER ACRE (Page 1 of 4)**

**INSTRUCTIONS:** Count the number of plants in a representative 10 feet of row (3-foot square grid for broadcast). Find the number in the appropriate row width column. If the number of counted plants is not shown on the table, use the next higher shown number. Then go to the far left column to find the number of plants per acre.

| Plants Per Acre | Row Width (inches)                  |     |     |     |     |     |    |    |    |    |    |    |    |    |    |    |    |    |    | Broadcast<br>(3' x 3') |
|-----------------|-------------------------------------|-----|-----|-----|-----|-----|----|----|----|----|----|----|----|----|----|----|----|----|----|------------------------|
|                 | 40                                  | 38  | 36  | 34  | 32  | 30  | 28 | 26 | 24 | 22 | 20 | 18 | 16 | 14 | 12 | 10 | 8  | 7  | 6  |                        |
| 180,000         | 138                                 | 131 | 124 | 117 | 110 | 103 | 96 | 90 | 83 | 76 | 69 | 62 | 55 | 48 | 41 | 34 | 28 | 24 | 21 | 37                     |
| 175,000         | 134                                 | 127 | 121 | 114 | 107 | 100 | 94 | 87 | 80 | 74 | 67 | 60 | 54 | 47 | 40 | 33 | 27 | 23 | 20 | 36                     |
| 170,000         | 130                                 | 124 | 117 | 111 | 104 | 98  | 91 | 85 | 78 | 72 | 65 | 59 | 52 | 46 | 39 |    | 26 |    |    | 35                     |
| 165,000         | 126                                 | 120 | 114 | 107 | 101 | 95  | 88 | 82 | 76 | 69 | 63 | 57 | 51 | 44 | 38 | 32 | 25 | 22 | 19 | 34                     |
| 160,000         | 122                                 | 116 | 110 | 104 | 98  | 92  | 86 | 80 | 73 | 67 | 61 | 55 | 49 | 43 | 37 | 31 | 24 | 21 | 18 | 33                     |
| 155,000         | 119                                 | 113 | 107 | 101 | 95  | 89  | 83 | 77 | 71 | 65 | 59 | 53 | 47 | 42 | 36 | 30 |    |    |    | 32                     |
| 150,000         | 115                                 | 109 | 103 | 98  | 92  | 86  | 80 | 75 | 69 | 63 | 57 | 52 | 46 | 40 | 34 | 29 | 23 | 20 | 17 | 31                     |
| 145,000         | 111                                 | 105 | 100 | 94  | 89  | 83  | 78 | 72 | 67 | 61 | 55 | 50 | 44 | 39 | 33 | 28 | 22 | 19 |    | 30                     |
| 140,000         | 107                                 | 102 | 96  | 91  | 86  | 80  | 75 | 70 | 64 | 59 | 54 | 48 | 43 | 37 | 32 | 27 | 21 |    | 16 | 29                     |
| 135,000         | 103                                 | 98  | 93  | 88  | 83  | 77  | 72 | 67 | 62 | 57 | 52 | 46 | 41 | 36 | 31 | 26 |    | 18 | 15 | 28                     |
| 130,000         | 99                                  | 95  | 90  | 85  | 80  | 75  | 70 | 65 | 60 | 55 | 50 | 45 | 40 | 35 | 30 | 25 | 20 | 17 |    | 27                     |
| 125,000         | 96                                  | 91  | 86  | 81  | 77  | 72  | 67 | 62 | 57 | 53 | 48 | 43 | 38 | 33 | 29 | 24 | 19 |    | 14 | 26                     |
| 122,500         | 94                                  | 89  | 84  | 80  | 75  | 70  | 66 | 61 | 56 | 52 | 47 | 42 | 37 |    | 28 | 23 |    | 16 |    |                        |
| 120,000         | 92                                  | 87  | 83  | 78  | 73  | 69  | 64 | 60 | 55 | 51 | 46 | 41 |    | 32 |    | 23 | 18 |    |    | 25                     |
| 117,500         | 90                                  | 85  | 81  | 76  | 72  | 67  | 63 | 58 | 54 | 49 | 45 | 40 | 36 | 31 | 27 | 22 |    |    | 13 |                        |
| 115,000         | 88                                  | 84  | 79  | 75  | 70  | 66  | 62 | 57 | 53 | 48 | 44 |    | 35 |    | 26 |    |    | 15 |    | 24                     |
| 112,500         | 86                                  | 81  | 77  | 73  | 69  | 64  | 60 | 56 | 51 | 47 | 43 | 39 | 34 | 30 |    | 21 | 17 |    |    |                        |
| 110,000         | 84                                  | 80  | 76  | 72  | 67  | 63  | 59 | 55 |    | 46 | 42 | 38 |    | 29 | 25 |    |    |    |    | 23                     |
|                 | Number of Plants in Ten Feet of Row |     |     |     |     |     |    |    |    |    |    |    |    |    |    |    |    |    |    |                        |

**TABLE E - PLANTS PER ACRE (Page 2 of 4)**

| Plants<br>Per Acre                         | Row Width (inches) |    |    |    |    |    |    |    |    |    |    |    |    |    |    |    |    |    |    | Broadcast |
|--|--------------------|----|----|----|----|----|----|----|----|----|----|----|----|----|----|----|----|----|----|-----------|
|  | 40                 | 38 | 36 | 34 | 32 | 30 | 28 | 26 | 24 | 22 | 20 | 18 | 16 | 14 | 12 | 10 | 8  | 7  | 6  | (3' x 3') |
| 107,500                                    | 82                 | 78 | 74 | 70 | 66 | 62 | 58 | 53 | 49 | 45 | 41 | 37 | 33 |    |    |    | 16 | 14 | 12 |           |
| 105,000                                    | 80                 | 76 | 72 | 68 | 64 | 60 | 56 | 52 | 48 | 44 | 40 | 36 | 32 | 28 | 24 | 20 |    |    |    | 22        |
| 102,500                                    | 78                 | 75 | 71 | 67 | 63 | 59 | 55 | 51 | 47 | 43 | 39 | 35 | 31 | 27 |    |    |    |    |    |           |
| 100,000                                    | 77                 | 73 | 69 | 65 | 61 | 57 | 54 | 50 | 46 | 42 | 38 | 34 |    |    | 23 | 19 | 15 | 13 | 11 | 21        |
| 97,500                                     | 75                 | 71 | 67 | 63 | 60 | 56 | 52 | 48 | 45 | 41 | 37 |    | 30 | 26 | 22 |    |    |    |    |           |
| 95,000                                     | 73                 | 69 | 65 | 62 | 58 | 55 | 51 | 47 | 44 | 40 | 36 | 33 | 29 | 25 |    | 18 |    |    |    | 20        |
| 92,500                                     | 71                 | 67 | 64 | 60 | 57 | 53 | 50 | 46 | 42 | 39 | 35 | 32 | 28 |    | 21 |    | 14 | 12 |    |           |
| 90,000                                     | 69                 | 65 | 62 | 59 | 55 | 52 | 48 | 45 | 41 | 38 | 34 | 31 |    | 24 |    | 17 |    |    | 10 | 18        |
| 87,500                                     | 67                 | 64 | 60 | 57 | 54 | 50 | 47 | 44 | 40 | 37 | 33 | 30 | 27 | 23 | 20 |    | 13 |    |    |           |
| 85,000                                     | 65                 | 62 | 59 | 55 | 52 | 49 | 46 | 42 | 39 | 36 |    | 29 | 26 |    |    | 16 |    | 11 |    | 17        |
| 82,500                                     | 63                 | 60 | 57 | 54 | 51 | 47 | 44 | 41 | 38 | 35 | 32 | 28 | 25 | 22 | 19 |    |    |    | 9  |           |
| 80,000                                     | 61                 | 58 | 55 | 52 | 49 | 46 | 43 | 40 | 37 | 34 | 31 |    | 24 | 21 | 18 | 15 | 12 |    |    | 16        |
| 77,500                                     | 59                 | 56 | 53 | 50 | 47 | 44 | 42 | 39 | 36 | 33 | 30 | 27 |    |    |    |    |    | 10 |    |           |
| 75,000                                     | 57                 | 55 | 52 | 49 | 46 | 43 | 40 | 37 | 34 | 32 | 29 | 26 | 23 | 20 | 17 | 14 | 11 |    |    | 15        |
| 72,500                                     | 55                 | 53 | 50 | 47 | 44 | 42 | 39 | 36 | 33 | 31 | 28 | 25 | 22 | 19 |    |    |    |    | 8  |           |
| 70,000                                     | 54                 | 51 | 48 | 46 | 43 | 40 | 37 | 35 | 32 | 29 | 27 | 24 | 21 |    | 16 | 13 |    | 9  |    | 14        |
| 67,500                                     | 52                 | 49 | 46 | 44 | 41 | 39 | 36 | 34 | 31 | 28 | 26 | 23 |    | 18 | 15 |    | 10 |    |    |           |
| 65,000                                     | 50                 | 47 | 45 | 42 | 40 | 37 | 35 | 32 | 30 | 27 | 25 | 22 | 20 | 17 |    | 12 |    |    | 7  | 13        |
| 62,500                                     | 48                 | 45 | 43 | 41 | 38 | 36 | 33 | 31 | 29 | 26 | 24 |    | 19 |    | 14 |    |    | 8  |    |           |
| 60,000                                     | 46                 | 44 | 41 | 39 | 37 | 34 | 32 | 30 | 28 | 25 | 23 | 21 | 18 | 16 |    | 11 | 9  |    |    | 12        |
| <b>Number of Plants in Ten Feet of Row</b> |                    |    |    |    |    |    |    |    |    |    |    |    |    |    |    |    |    |    |    |           |

**TABLE E - PLANTS PER ACRE (Page 3 of 4)**

| Plants<br>Per Acre                         | Row Width (inches) |    |    |    |    |    |    |    |    |    |    |    |    |    |    |    |   |   |   | Broadcast |
|--|--------------------|----|----|----|----|----|----|----|----|----|----|----|----|----|----|----|---|---|---|-----------|
|  | 40                 | 38 | 36 | 34 | 32 | 30 | 28 | 26 | 24 | 22 | 20 | 18 | 16 | 14 | 12 | 10 | 8 | 7 | 6 | (3' x 3') |
| 57,500                                     | 44                 | 42 | 40 | 37 | 35 | 33 | 31 | 29 | 26 | 24 | 22 | 20 |    | 15 | 13 |    |   |   |   |           |
| 55,000                                     | 42                 | 40 | 38 | 36 | 34 | 32 | 29 | 27 | 25 | 23 | 21 | 19 | 17 |    |    |    | 8 | 7 | 6 | 11        |
| 52,500                                     | 40                 | 38 | 36 | 34 | 32 | 30 | 28 | 26 | 24 | 22 | 20 | 18 | 16 | 14 | 12 | 10 |   |   |   |           |
| 50,000                                     | 38                 | 36 | 34 | 33 | 31 | 29 | 27 | 25 | 23 | 21 | 19 | 17 | 15 | 13 | 11 |    |   |   |   | 10        |
| 47,500                                     | 36                 | 35 | 33 | 31 | 29 | 27 | 25 | 24 | 22 | 20 | 18 | 16 |    |    |    | 9  | 7 | 6 | 5 |           |
| 45,000                                     | 34                 | 33 | 31 | 29 | 28 | 26 | 24 | 22 | 21 | 19 | 17 | 15 | 14 | 12 | 10 |    |   |   |   | 9         |
| 42,500                                     | 33                 | 31 | 29 | 28 | 26 | 24 | 23 | 21 | 20 | 18 | 16 |    | 13 | 11 |    | 8  |   |   |   |           |
| 40,000                                     | 31                 | 29 | 28 | 26 | 24 | 23 | 21 | 20 | 18 | 17 | 15 | 14 | 12 |    | 9  |    | 6 | 5 |   | 8         |
| 37,500                                     | 29                 | 27 | 26 | 24 | 23 | 22 | 20 | 19 | 17 | 16 | 14 | 13 | 11 | 10 |    | 7  |   |   | 4 |           |
| 35,000                                     | 27                 | 25 | 24 | 23 | 21 | 20 | 19 | 17 | 16 | 15 | 13 | 12 |    | 9  | 8  |    | 5 |   |   | 7         |
| 32,500                                     | 25                 | 24 | 22 | 21 | 20 | 19 | 17 | 16 | 15 | 14 | 12 | 11 | 10 |    | 7  | 6  |   | 4 |   |           |
| 30,000                                     | 23                 | 22 | 21 | 20 | 18 | 17 | 16 | 15 | 14 | 13 | 11 | 10 | 9  | 8  |    |    |   |   | 3 | 6         |
| 27,500                                     | 21                 | 20 | 19 | 18 | 17 | 16 | 15 | 14 | 13 | 12 |    | 9  | 8  | 7  | 6  | 5  | 4 |   |   |           |
| 25,000                                     | 19                 | 18 | 17 | 16 | 15 | 14 | 13 | 12 | 11 | 11 | 10 |    |    |    |    |    |   | 3 |   | 5         |
| 22,500                                     | 17                 | 16 | 15 | 15 | 14 | 13 | 12 | 11 | 10 | 9  | 9  | 8  | 7  | 6  | 5  | 4  | 3 |   |   |           |
| 20,000                                     | 15                 | 15 | 14 | 13 | 12 | 11 | 11 | 10 | 9  | 8  | 8  | 7  | 6  | 5  |    |    |   |   | 2 | 4         |
| 17,500                                     | 13                 | 13 | 12 | 11 | 11 | 10 | 9  | 9  | 8  | 7  | 7  | 6  | 5  |    | 4  | 3  |   | 2 |   |           |
| 15,000                                     | 11                 | 11 | 10 | 10 | 9  | 9  | 8  | 7  | 7  | 6  | 6  | 5  |    | 4  | 3  |    | 2 |   |   | 3         |
| 12,500                                     | 10                 | 9  | 9  | 8  | 8  | 7  | 7  | 6  | 6  | 5  | 5  | 4  | 4  | 3  |    | 2  |   |   | 1 |           |
| 10,000                                     | 8                  | 7  | 7  | 7  | 6  | 6  | 5  | 5  | 5  | 4  | 4  | 3  | 3  |    | 2  |    |   | 1 |   | 2         |
| <b>Number of Plants in Ten Feet of Row</b> |                    |    |    |    |    |    |    |    |    |    |    |    |    |    |    |    |   |   |   |           |



## TABLE E - PLANTS PER ACRE (Page 4 of 4)

If the number of counted plants in ten feet of row is greater than the top number in the appropriate row width column, divide the number of plants by 2, and proceed as above. Multiply the plants per acre found in the left column by 2 to arrive at the actual number of plants per acre. (Refer to **EXAMPLE 1** below.) If the number of counted plants in ten feet of row is fewer than the lowest number in the appropriate row width column, multiply the number of plants by 2, and proceed as above. Divide the plants per acre found in the left column by 2 to arrive at the actual number of plants per acre. (Refer to **EXAMPLE 2** below.) If the plant population is above 125,000, round to the nearest 5,000. If the population is below 125,000, round to the nearest 2,500. (Refer to examples below.)

**EXAMPLE 1:** Row Width = 30 inches  
110 Original Plants in 10 feet of Row  
 $110 \div 2 = 55$   
55 Original Plants = 95,000 plants per acre  
 $95,000 \text{ plants per acre} \times 2 = 190,000$

**EXAMPLE 2:** Row Width = 30 inches  
4 Original Plants in 10 feet of Row  
 $4 \times 2 = 8$   
8 Original Plants = 15,000 plants per acre  
 $15,000 \text{ plants per acre} \div 2 = 7,500$

If the planted row width is not listed on the table, divide the row width, in inches, by 12 (inches). Multiply this result by 10 (feet) to arrive at the square feet in the sample. Count the number of plants in the sample and divide by the square feet to arrive at plants per square foot. Multiply plants per square foot by 43,560 sq. ft. per acre to arrive at plants per acre. If the plant population is above 125,000, round to the nearest 5,000. If the population is below 125,000, round to the nearest 2,500. (Refer to examples below.)

**EXAMPLE 1:** Row Width = 15 inches  
42 Original Plants in 10 feet of row  
 $(15 \text{ in.} \div 12 \text{ in.}) \times 10 \text{ feet} = 12.5 \text{ sq. ft.}$   
 $42 \div 12.5 = 3.36$   
 $3.36 \times 43,560 = 146,362$  (round to 145,000)

**EXAMPLE 2:** Row Width = 7 ½ inches  
15 Original Plants in 10 feet of row  
 $(7.5 \text{ in.} \div 12 \text{ in.}) \times 10 \text{ feet} = 6.25 \text{ sq. ft.}$   
 $15 \div 6.25 = 2.40$   
 $2.40 \times 43,560 = 104,544$  (round to 105,000)

**TABLE F: INDETERMINATE SOYBEAN STAND REDUCTION LOSS  
VC – R1 STAGES (Page 1 of 3)**

| Original Stand Plants/Acre | Remaining Plants Per Acre ( 000's omitted) |     |     |     |     |     |     |     |     |     |     |     |       |     |       |     |       |     |       |
|----------------------------|--|-----|-----|-----|-----|-----|-----|-----|-----|-----|-----|-----|-------|-----|-------|-----|-------|-----|-------|
|                            | 180  | 175 | 170 | 165 | 160 | 155 | 150 | 145 | 140 | 135 | 130 | 125 | 122.5 | 120 | 117.5 | 115 | 112.5 | 110 | 107.5 |
| 180,000                    | 0  | 0   | 0   | 0   | 0   | 1   | 1   | 1   | 1   | 1   | 2   | 2   | 2     | 2   | 3     | 3   | 3     | 3   | 4     |
| 175,000                    |  | 0   | 0   | 0   | 0   | 0   | 1   | 1   | 1   | 1   | 2   | 2   | 2     | 2   | 3     | 3   | 3     | 3   | 3     |
| 170,000                    |  |     | 0   | 0   | 0   | 0   | 1   | 1   | 1   | 1   | 2   | 2   | 2     | 2   | 3     | 3   | 3     | 3   | 3     |
| 165,000                    |  |     |     | 0   | 0   | 0   | 0   | 1   | 1   | 1   | 2   | 2   | 2     | 2   | 3     | 3   | 3     | 3   | 3     |
| 160,000                    |  |     |     |     | 0   | 0   | 0   | 0   | 1   | 1   | 2   | 2   | 2     | 2   | 3     | 3   | 3     | 3   | 3     |
| 155,000                    |  |     |     |     |     | 0   | 0   | 0   | 1   | 1   | 1   | 2   | 2     | 2   | 2     | 3   | 3     | 3   | 3     |
| 150,000                    |  |     |     |     |     |     | 0   | 0   | 0   | 1   | 1   | 1   | 2     | 2   | 2     | 2   | 3     | 3   | 3     |
| 145,000                    |  |     |     |     |     |     |     | 0   | 0   | 0   | 1   | 1   | 1     | 2   | 2     | 2   | 2     | 3   | 3     |
| 140,000                    |  |     |     |     |     |     |     |     | 0   | 0   | 1   | 1   | 1     | 1   | 2     | 2   | 2     | 3   | 3     |
| 135,000                    |  |     |     |     |     |     |     |     |     | 0   | 0   | 1   | 1     | 1   | 1     | 2   | 2     | 2   | 3     |
| 130,000                    |  |     |     |     |     |     |     |     |     |     | 0   | 0   | 1     | 1   | 1     | 1   | 2     | 2   | 3     |
| 125,000                    |  |     |     |     |     |     |     |     |     |     |     | 0   | 0     | 0   | 1     | 1   | 1     | 1   | 2     |
| 122,500                    |  |     |     |     |     |     |     |     |     |     |     |     | 0     | 0   | 0     | 1   | 1     | 1   | 1     |
| 120,000                    |  |     |     |     |     |     |     |     |     |     |     |     |       | 0   | 0     | 0   | 1     | 1   | 1     |
| 117,500                    |  |     |     |     |     |     |     |     |     |     |     |     |       |     | 0     | 0   | 0     | 1   | 1     |
| 115,000                    |  |     |     |     |     |     |     |     |     |     |     |     |       |     |       | 0   | 0     | 1   | 1     |
| 112,500                    |  |     |     |     |     |     |     |     |     |     |     |     |       |     |       |     | 0     | 0   | 1     |
| 110,000                    |  |     |     |     |     |     |     |     |     |     |     |     |       |     |       |     |       | 0   | 0     |
| 107,500                    |  |     |     |     |     |     |     |     |     |     |     |     |       |     |       |     |       |     | 0     |

| Original Stand Plants/Acre | Remaining Plants Per Acre ( 000's omitted) |       |     |      |    |      |    |      |    |      |    |      |    |      |    |      |    |      |    |
|----------------------------|--|-------|-----|------|----|------|----|------|----|------|----|------|----|------|----|------|----|------|----|
|                            | 105  | 102.5 | 100 | 97.5 | 95 | 92.5 | 90 | 87.5 | 85 | 82.5 | 80 | 77.5 | 75 | 72.5 | 70 | 67.5 | 65 | 62.5 | 60 |
| 180,000                    | 4  | 4     | 5   | 5    | 5  | 6    | 6  | 7    | 7  | 8    | 9  | 9    | 10 | 11   | 12 | 13   | 14 | 15   | 16 |
| 175,000                    | 4  | 4     | 5   | 5    | 5  | 6    | 6  | 7    | 7  | 8    | 9  | 9    | 10 | 11   | 12 | 13   | 14 | 15   | 16 |
| 170,000                    | 4  | 4     | 4   | 5    | 5  | 6    | 6  | 7    | 7  | 8    | 9  | 9    | 10 | 11   | 12 | 13   | 14 | 15   | 16 |
| 165,000                    | 4  | 4     | 4   | 5    | 5  | 6    | 6  | 7    | 7  | 8    | 8  | 9    | 10 | 11   | 12 | 13   | 14 | 15   | 16 |
| 160,000                    | 4  | 4     | 4   | 5    | 5  | 5    | 6  | 7    | 7  | 8    | 8  | 9    | 10 | 11   | 12 | 13   | 14 | 15   | 16 |
| 155,000                    | 3  | 4     | 4   | 4    | 5  | 5    | 6  | 6    | 7  | 8    | 8  | 9    | 10 | 11   | 11 | 12   | 13 | 15   | 16 |
| 150,000                    | 3  | 4     | 4   | 4    | 5  | 5    | 6  | 6    | 7  | 7    | 8  | 9    | 10 | 10   | 11 | 12   | 13 | 14   | 16 |
| 145,000                    | 3  | 3     | 4   | 4    | 5  | 5    | 6  | 6    | 7  | 7    | 8  | 9    | 9  | 10   | 11 | 12   | 13 | 14   | 15 |
| 140,000                    | 3  | 3     | 4   | 4    | 4  | 5    | 5  | 6    | 6  | 7    | 8  | 8    | 9  | 10   | 11 | 12   | 13 | 14   | 15 |
| 135,000                    | 3  | 3     | 3   | 4    | 4  | 5    | 5  | 6    | 6  | 7    | 7  | 8    | 9  | 10   | 11 | 12   | 13 | 14   | 15 |
| 130,000                    | 2  | 3     | 3   | 3    | 4  | 4    | 5  | 5    | 6  | 7    | 7  | 8    | 9  | 10   | 10 | 11   | 13 | 14   | 15 |
| 125,000                    | 2  | 2     | 3   | 3    | 4  | 4    | 4  | 5    | 6  | 6    | 7  | 8    | 8  | 9    | 10 | 11   | 12 | 13   | 15 |
| 122,500                    | 2  | 2     | 3   | 3    | 3  | 4    | 4  | 5    | 5  | 6    | 7  | 7    | 8  | 9    | 10 | 11   | 12 | 13   | 14 |
| 120,000                    | 2  | 2     | 2   | 3    | 3  | 4    | 4  | 5    | 5  | 6    | 7  | 7    | 8  | 9    | 10 | 11   | 12 | 13   | 14 |
| 117,500                    | 1  | 2     | 2   | 3    | 3  | 3    | 4  | 4    | 5  | 6    | 6  | 7    | 8  | 9    | 10 | 11   | 12 | 13   | 14 |
| 115,000                    | 1  | 1     | 2   | 2    | 3  | 3    | 4  | 4    | 5  | 5    | 6  | 7    | 8  | 8    | 9  | 10   | 11 | 13   | 14 |
| 112,500                    | 1  | 1     | 2   | 2    | 2  | 3    | 3  | 4    | 5  | 5    | 6  | 7    | 7  | 8    | 9  | 10   | 11 | 12   | 14 |
| 110,000                    | 1  | 1     | 1   | 2    | 2  | 3    | 3  | 4    | 4  | 5    | 6  | 6    | 7  | 8    | 9  | 10   | 11 | 12   | 13 |
| 107,500                    | 0  | 1     | 1   | 1    | 2  | 2    | 3  | 3    | 4  | 5    | 5  | 6    | 7  | 8    | 9  | 10   | 11 | 12   | 13 |
| 105,000                    | 0  | 0     | 1   | 1    | 2  | 2    | 3  | 3    | 4  | 4    | 5  | 6    | 7  | 7    | 8  | 9    | 10 | 12   | 13 |
| 102,500                    |  | 0     | 0   | 1    | 1  | 2    | 2  | 3    | 3  | 4    | 5  | 5    | 6  | 7    | 8  | 9    | 10 | 11   | 13 |
| 100,000                    |  |       | 0   | 0    | 1  | 1    | 2  | 2    | 3  | 4    | 4  | 5    | 6  | 7    | 8  | 9    | 10 | 11   | 12 |
| 97,500                     |  |       |     | 0    | 0  | 1    | 1  | 2    | 3  | 3    | 4  | 5    | 5  | 6    | 7  | 8    | 9  | 11   | 12 |
| 95,000                     |  |       |     |      | 0  | 0    | 1  | 2    | 2  | 3    | 4  | 4    | 5  | 6    | 7  | 8    | 9  | 10   | 11 |
| 92,500                     |  |       |     |      |    | 0    | 1  | 1    | 2  | 2    | 3  | 4    | 5  | 5    | 6  | 7    | 9  | 10   | 11 |
| 90,000                     |  |       |     |      |    |      | 0  | 1    | 1  | 2    | 3  | 3    | 4  | 5    | 6  | 7    | 8  | 9    | 11 |
| 87,500                     |  |       |     |      |    |      |    | 0    | 1  | 1    | 2  | 3    | 4  | 4    | 5  | 6    | 8  | 9    | 10 |
| 85,000                     |  |       |     |      |    |      |    |      | 0  | 1    | 1  | 2    | 3  | 4    | 5  | 6    | 7  | 8    | 9  |
| 82,500                     |  |       |     |      |    |      |    |      |    | 0    | 1  | 1    | 2  | 3    | 4  | 5    | 6  | 8    | 9  |
| 80,000                     |  |       |     |      |    |      |    |      |    |      | 0  | 1    | 2  | 3    | 4  | 5    | 6  | 7    | 8  |
|                            | <b>PERCENT LOSS FROM STAND REDUCTION</b>   |       |     |      |    |      |    |      |    |      |    |      |    |      |    |      |    |      |    |

**TABLE F: INDETERMINATE SOYBEAN STAND REDUCTION LOSS VC – R1 STAGES (Page 2 of 3)**

| Original Stand Plants/Acre               | Remaining Plants Per Acre ( 000's omitted) |    |      |    |      |    |      |    |      |    |      |    |      |    |      |    |      |    |      |    |     |    |     |     |
|--|--|----|------|----|------|----|------|----|------|----|------|----|------|----|------|----|------|----|------|----|-----|----|-----|-----|
|  | 57.5                                       | 55 | 52.5 | 50 | 47.5 | 45 | 42.5 | 40 | 37.5 | 35 | 32.5 | 30 | 27.5 | 25 | 22.5 | 20 | 17.5 | 15 | 12.5 | 10 | 7.5 | 5  | 2.5 | 0   |
| 180,000                                  | 18   | 19 | 20   | 22 | 24   | 26 | 28   | 30 | 32   | 35 | 38   | 40 | 44   | 47 | 51   | 55 | 59   | 64 | 69   | 74 | 80  | 86 | 93  | 100 |
| 175,000                                  | 17   | 19 | 20   | 22 | 24   | 26 | 28   | 30 | 32   | 35 | 37   | 40 | 44   | 47 | 51   | 55 | 59   | 64 | 69   | 74 | 80  | 86 | 93  | 100 |
| 170,000                                  | 17   | 19 | 20   | 22 | 24   | 26 | 28   | 30 | 32   | 35 | 37   | 40 | 44   | 47 | 51   | 55 | 59   | 64 | 69   | 74 | 80  | 86 | 93  | 100 |
| 165,000                                  | 17   | 19 | 20   | 22 | 24   | 25 | 28   | 30 | 32   | 35 | 37   | 40 | 43   | 47 | 51   | 55 | 59   | 64 | 69   | 74 | 80  | 86 | 93  | 100 |
| 160,000                                  | 17   | 19 | 20   | 22 | 23   | 25 | 27   | 30 | 32   | 35 | 37   | 40 | 43   | 47 | 51   | 55 | 59   | 64 | 69   | 74 | 80  | 86 | 93  | 100 |
| 155,000                                  | 17   | 18 | 20   | 22 | 23   | 25 | 27   | 30 | 32   | 34 | 37   | 40 | 43   | 47 | 51   | 55 | 59   | 63 | 68   | 74 | 80  | 86 | 93  | 100 |
| 150,000                                  | 17   | 18 | 20   | 22 | 23   | 25 | 27   | 29 | 32   | 34 | 37   | 40 | 43   | 47 | 50   | 54 | 59   | 63 | 68   | 74 | 80  | 86 | 93  | 100 |
| 145,000                                  | 17   | 18 | 20   | 21 | 23   | 25 | 27   | 29 | 32   | 34 | 37   | 40 | 43   | 47 | 50   | 54 | 59   | 63 | 68   | 74 | 80  | 86 | 93  | 100 |
| 140,000                                  | 17   | 18 | 20   | 21 | 23   | 25 | 27   | 29 | 32   | 34 | 37   | 40 | 43   | 47 | 50   | 54 | 59   | 63 | 68   | 74 | 80  | 86 | 93  | 100 |
| 135,000                                  | 16   | 18 | 19   | 21 | 23   | 25 | 27   | 29 | 31   | 34 | 37   | 40 | 43   | 46 | 50   | 54 | 58   | 63 | 68   | 74 | 80  | 86 | 93  | 100 |
| 130,000                                  | 16   | 18 | 19   | 21 | 23   | 24 | 27   | 29 | 31   | 34 | 37   | 40 | 43   | 46 | 50   | 54 | 58   | 63 | 68   | 74 | 79  | 86 | 93  | 100 |
| 125,000                                  | 16   | 17 | 19   | 21 | 22   | 24 | 26   | 29 | 31   | 33 | 36   | 39 | 43   | 46 | 50   | 54 | 58   | 63 | 68   | 74 | 79  | 86 | 93  | 100 |
| 122,500                                  | 16   | 17 | 19   | 20 | 22   | 24 | 26   | 28 | 31   | 33 | 36   | 39 | 42   | 46 | 50   | 54 | 58   | 63 | 68   | 73 | 79  | 86 | 93  | 100 |
| 120,000                                  | 16   | 17 | 19   | 20 | 22   | 24 | 26   | 28 | 31   | 33 | 36   | 39 | 42   | 46 | 50   | 54 | 58   | 63 | 68   | 73 | 79  | 86 | 93  | 100 |
| 117,500                                  | 15   | 17 | 18   | 20 | 22   | 24 | 26   | 28 | 30   | 33 | 36   | 39 | 42   | 46 | 49   | 54 | 58   | 63 | 68   | 73 | 79  | 86 | 93  | 100 |
| 115,000                                  | 15   | 17 | 18   | 20 | 22   | 24 | 26   | 28 | 30   | 33 | 36   | 39 | 42   | 46 | 49   | 53 | 58   | 63 | 68   | 73 | 79  | 86 | 93  | 100 |
| 112,500                                  | 15   | 16 | 18   | 20 | 21   | 23 | 25   | 28 | 30   | 33 | 36   | 39 | 42   | 45 | 49   | 53 | 58   | 63 | 68   | 73 | 79  | 86 | 93  | 100 |
| 110,000                                  | 15   | 16 | 18   | 19 | 21   | 23 | 25   | 28 | 30   | 33 | 35   | 38 | 42   | 45 | 49   | 53 | 58   | 62 | 68   | 73 | 79  | 86 | 93  | 100 |
| 107,500                                  | 14   | 16 | 17   | 19 | 21   | 23 | 25   | 27 | 30   | 32 | 35   | 38 | 42   | 45 | 49   | 53 | 58   | 62 | 67   | 73 | 79  | 86 | 92  | 100 |
| 105,000                                  | 14   | 16 | 17   | 19 | 21   | 23 | 25   | 27 | 30   | 32 | 35   | 38 | 41   | 45 | 49   | 53 | 57   | 62 | 67   | 73 | 79  | 85 | 92  | 100 |
| 102,500                                  | 14   | 15 | 17   | 19 | 20   | 22 | 25   | 27 | 29   | 32 | 35   | 38 | 41   | 45 | 49   | 53 | 57   | 62 | 67   | 73 | 79  | 85 | 92  | 100 |
| 100,000                                  | 14   | 15 | 17   | 18 | 20   | 22 | 24   | 27 | 29   | 32 | 35   | 38 | 41   | 45 | 48   | 53 | 57   | 62 | 67   | 73 | 79  | 85 | 92  | 100 |
| 97,500                                   | 13   | 15 | 16   | 18 | 20   | 22 | 24   | 26 | 29   | 31 | 34   | 37 | 41   | 44 | 48   | 52 | 57   | 62 | 67   | 73 | 79  | 85 | 92  | 100 |
| 95,000                                   | 13   | 14 | 16   | 18 | 19   | 21 | 24   | 26 | 28   | 31 | 34   | 37 | 40   | 44 | 48   | 52 | 57   | 62 | 67   | 73 | 79  | 85 | 92  | 100 |
| 92,500                                   | 12   | 14 | 15   | 17 | 19   | 21 | 23   | 26 | 28   | 31 | 34   | 37 | 40   | 44 | 48   | 52 | 56   | 61 | 67   | 72 | 79  | 85 | 92  | 100 |
| 90,000                                   | 12   | 13 | 15   | 17 | 19   | 21 | 23   | 25 | 28   | 30 | 33   | 36 | 40   | 43 | 47   | 52 | 56   | 61 | 67   | 72 | 78  | 85 | 92  | 100 |
| 87,500                                   | 11   | 13 | 15   | 16 | 18   | 20 | 22   | 25 | 27   | 30 | 33   | 36 | 39   | 43 | 47   | 51 | 56   | 61 | 66   | 72 | 78  | 85 | 92  | 100 |
| 85,000                                   | 11   | 12 | 14   | 16 | 18   | 20 | 22   | 24 | 27   | 30 | 33   | 36 | 39   | 43 | 47   | 51 | 56   | 61 | 66   | 72 | 78  | 85 | 92  | 100 |
| 82,500                                   | 10   | 12 | 13   | 15 | 17   | 19 | 21   | 24 | 26   | 29 | 32   | 35 | 39   | 42 | 46   | 51 | 55   | 60 | 66   | 72 | 78  | 85 | 92  | 100 |
| 80,000                                   | 10   | 11 | 13   | 15 | 17   | 19 | 21   | 23 | 26   | 29 | 32   | 35 | 38   | 42 | 46   | 50 | 55   | 60 | 66   | 72 | 78  | 85 | 92  | 100 |
| <b>PERCENT LOSS FROM STAND REDUCTION</b> |  |    |      |    |      |    |      |    |      |    |      |    |      |    |      |    |      |    |      |    |     |    |     |     |

**TABLE F: INDETERMINATE SOYBEAN STAND REDUCTION LOSS VC – R1 STAGES (Page 3 of 3)**

| Original Stand Plants/Acre | REMAINING PLANTS PER ACRE ( 000'S OMITTED) |    |      |    |      |    |      |    |      |    |      |    |      |    |      |    |      |    |      |    |      |    |      |    |      |    |      |    |     |    |     |     |
|----------------------------|--|----|------|----|------|----|------|----|------|----|------|----|------|----|------|----|------|----|------|----|------|----|------|----|------|----|------|----|-----|----|-----|-----|
|                            | 77.5                                       | 75 | 72.5 | 70 | 67.5 | 65 | 62.5 | 60 | 57.5 | 55 | 52.5 | 50 | 47.5 | 45 | 42.5 | 40 | 37.5 | 35 | 32.5 | 30 | 27.5 | 25 | 22.5 | 20 | 17.5 | 15 | 12.5 | 10 | 7.5 | 5  | 2.5 | 0   |
| 77,500                     | 0  | 1  | 2    | 3  | 4    | 5  | 6    | 8  | 9    | 10 | 12   | 14 | 16   | 18 | 20   | 23 | 25   | 28 | 31   | 34 | 38   | 42 | 46   | 50 | 55   | 60 | 65   | 71 | 78  | 85 | 92  | 100 |
| 75,000                     |  | 0  | 1    | 2  | 3    | 4  | 5    | 7  | 8    | 10 | 11   | 13 | 15   | 17 | 19   | 22 | 25   | 27 | 30   | 34 | 37   | 41 | 45   | 50 | 54   | 60 | 65   | 71 | 78  | 84 | 92  | 100 |
| 72,500                     |  |    | 0    | 1  | 2    | 3  | 4    | 6  | 7    | 9  | 11   | 12 | 14   | 16 | 19   | 21 | 24   | 27 | 30   | 33 | 37   | 41 | 45   | 49 | 54   | 59 | 65   | 71 | 77  | 84 | 92  | 100 |
| 70,000                     |  |    |      | 0  | 1    | 2  | 4    | 5  | 6    | 8  | 10   | 11 | 13   | 16 | 18   | 20 | 23   | 26 | 29   | 32 | 36   | 40 | 44   | 49 | 54   | 59 | 64   | 71 | 77  | 84 | 92  | 100 |
| 67,500                     |  |    |      |    | 0    | 1  | 2    | 4  | 5    | 7  | 9    | 11 | 13   | 15 | 17   | 20 | 22   | 25 | 28   | 32 | 35   | 39 | 44   | 48 | 53   | 58 | 64   | 70 | 77  | 84 | 92  | 100 |
| 65,000                     |  |    |      |    |      | 0  | 1    | 3  | 4    | 6  | 8    | 9  | 11   | 14 | 16   | 19 | 21   | 24 | 27   | 31 | 35   | 39 | 43   | 47 | 52   | 58 | 64   | 70 | 77  | 84 | 92  | 100 |
| 62,500                     |  |    |      |    |      |    | 0    | 1  | 3    | 5  | 6    | 8  | 10   | 13 | 15   | 17 | 20   | 23 | 26   | 30 | 34   | 38 | 42   | 47 | 52   | 57 | 63   | 69 | 76  | 84 | 91  | 100 |
| 60,000                     |  |    |      |    |      |    |      | 0  | 2    | 3  | 5    | 7  | 9    | 11 | 14   | 16 | 19   | 22 | 25   | 29 | 33   | 37 | 41   | 46 | 51   | 57 | 63   | 69 | 76  | 83 | 91  | 100 |
| 57,500                     |  |    |      |    |      |    |      |    | 0    | 2  | 4    | 5  | 8    | 10 | 12   | 15 | 18   | 21 | 24   | 28 | 32   | 36 | 40   | 45 | 50   | 56 | 62   | 68 | 76  | 83 | 91  | 100 |
| 55,000                     |  |    |      |    |      |    |      |    |      | 0  | 2    | 4  | 6    | 8  | 11   | 14 | 16   | 20 | 23   | 27 | 31   | 35 | 39   | 44 | 49   | 55 | 61   | 68 | 75  | 83 | 91  | 100 |
| 52,500                     |  |    |      |    |      |    |      |    |      |    | 0    | 2  | 4    | 7  | 9    | 12 | 15   | 18 | 21   | 25 | 29   | 34 | 38   | 43 | 49   | 54 | 61   | 67 | 75  | 82 | 91  | 100 |
| 50,000                     |  |    |      |    |      |    |      |    |      |    |      | 0  | 2    | 5  | 7    | 10 | 13   | 16 | 20   | 24 | 28   | 32 | 37   | 42 | 47   | 53 | 60   | 67 | 74  | 82 | 91  | 100 |
| 47,500                     |  |    |      |    |      |    |      |    |      |    |      |    | 0    | 2  | 5    | 8  | 11   | 14 | 18   | 22 | 26   | 31 | 35   | 41 | 46   | 52 | 59   | 66 | 73  | 82 | 90  | 100 |
| 45,000                     |  |    |      |    |      |    |      |    |      |    |      |    |      | 0  | 3    | 6  | 9    | 12 | 16   | 20 | 24   | 29 | 34   | 39 | 45   | 51 | 58   | 65 | 73  | 81 | 90  | 100 |
| 42,500                     |  |    |      |    |      |    |      |    |      |    |      |    |      |    | 0    | 3  | 6    | 10 | 14   | 18 | 22   | 27 | 32   | 37 | 43   | 50 | 57   | 64 | 72  | 81 | 90  | 100 |
| 40,000                     |  |    |      |    |      |    |      |    |      |    |      |    |      |    |      | 0  | 3    | 7  | 11   | 15 | 20   | 25 | 30   | 35 | 42   | 48 | 55   | 63 | 71  | 80 | 90  | 100 |
| 37,500                     |  |    |      |    |      |    |      |    |      |    |      |    |      |    |      |    | 0    | 4  | 8    | 12 | 17   | 22 | 27   | 33 | 40   | 46 | 54   | 62 | 70  | 79 | 89  | 100 |
| 35,000                     |  |    |      |    |      |    |      |    |      |    |      |    |      |    |      |    |      | 0  | 4    | 9  | 14   | 19 | 25   | 31 | 37   | 44 | 52   | 60 | 69  | 79 | 89  | 100 |
| 32,500                     |  |    |      |    |      |    |      |    |      |    |      |    |      |    |      |    |      |    | 0    | 5  | 10   | 15 | 21   | 28 | 34   | 42 | 50   | 58 | 68  | 78 | 88  | 100 |
| 30,000                     |  |    |      |    |      |    |      |    |      |    |      |    |      |    |      |    |      |    |      | 0  | 5    | 11 | 17   | 24 | 31   | 39 | 47   | 56 | 66  | 77 | 88  | 100 |
| 27,500                     |  |    |      |    |      |    |      |    |      |    |      |    |      |    |      |    |      |    |      |    | 0    | 6  | 13   | 20 | 27   | 36 | 44   | 54 | 64  | 75 | 87  | 100 |
| 25,000                     |  |    |      |    |      |    |      |    |      |    |      |    |      |    |      |    |      |    |      |    |      | 0  | 7    | 14 | 23   | 31 | 41   | 51 | 62  | 74 | 86  | 100 |
| 22,500                     |  |    |      |    |      |    |      |    |      |    |      |    |      |    |      |    |      |    |      |    |      |    | 0    | 8  | 17   | 26 | 36   | 47 | 59  | 72 | 85  | 100 |
| 20,000                     |  |    |      |    |      |    |      |    |      |    |      |    |      |    |      |    |      |    |      |    |      |    |      | 0  | 9    | 20 | 31   | 43 | 55  | 69 | 84  | 100 |
| 17,500                     |  |    |      |    |      |    |      |    |      |    |      |    |      |    |      |    |      |    |      |    |      |    |      |    | 0    | 11 | 23   | 37 | 51  | 66 | 82  | 100 |
| 15,000                     |  |    |      |    |      |    |      |    |      |    |      |    |      |    |      |    |      |    |      |    |      |    |      |    |      | 0  | 14   | 28 | 44  | 62 | 80  | 100 |
|                            | <b>PERCENT LOSS FROM STAND REDUCTION</b>   |    |      |    |      |    |      |    |      |    |      |    |      |    |      |    |      |    |      |    |      |    |      |    |      |    |      |    |     |    |     |     |

**TABLE F: INDETERMINATE SOYBEAN STAND REDUCTION LOSS  
R2 – R3.5 STAGES (Page 1 of 3)**

| Original Stand Plants/Acre | Remaining Plants Per Acre ( 000's omitted) |     |     |     |     |     |     |     |     |     |     |     |       |     |       |     |       |     |       |
|----------------------------|--|-----|-----|-----|-----|-----|-----|-----|-----|-----|-----|-----|-------|-----|-------|-----|-------|-----|-------|
|                            | 180  | 175 | 170 | 165 | 160 | 155 | 150 | 145 | 140 | 135 | 130 | 125 | 122.5 | 120 | 117.5 | 115 | 112.5 | 110 | 107.5 |
| 180,000                    | 0  | 1   | 2   | 3   | 4   | 5   | 7   | 8   | 9   | 11  | 12  | 14  | 15    | 16  | 17    | 18  | 19    | 20  | 21    |
| 175,000                    |  | 0   | 1   | 2   | 3   | 4   | 6   | 7   | 9   | 10  | 12  | 13  | 14    | 15  | 16    | 17  | 18    | 19  | 20    |
| 170,000                    |  |     | 0   | 1   | 2   | 3   | 5   | 6   | 8   | 9   | 11  | 12  | 13    | 14  | 15    | 16  | 17    | 18  | 19    |
| 165,000                    |  |     |     | 0   | 1   | 2   | 4   | 5   | 7   | 8   | 10  | 11  | 12    | 13  | 14    | 15  | 16    | 17  | 18    |
| 160,000                    |  |     |     |     | 0   | 1   | 3   | 4   | 5   | 7   | 9   | 10  | 11    | 12  | 13    | 14  | 15    | 16  | 17    |
| 155,000                    |  |     |     |     |     | 0   | 1   | 3   | 4   | 6   | 7   | 9   | 10    | 11  | 12    | 13  | 14    | 15  | 16    |
| 150,000                    |  |     |     |     |     |     | 0   | 1   | 3   | 5   | 6   | 8   | 9     | 10  | 11    | 12  | 13    | 14  | 15    |
| 145,000                    |  |     |     |     |     |     |     | 0   | 2   | 3   | 5   | 7   | 8     | 8   | 9     | 10  | 11    | 13  | 14    |
| 140,000                    |  |     |     |     |     |     |     |     | 0   | 2   | 3   | 5   | 6     | 7   | 8     | 9   | 10    | 11  | 12    |
| 135,000                    |  |     |     |     |     |     |     |     |     | 0   | 2   | 4   | 5     | 6   | 7     | 8   | 9     | 10  | 11    |
| 130,000                    |  |     |     |     |     |     |     |     |     |     | 0   | 2   | 3     | 4   | 5     | 6   | 7     | 8   | 9     |
| 125,000                    |  |     |     |     |     |     |     |     |     |     |     | 0   | 1     | 2   | 3     | 4   | 5     | 6   | 7     |
| 122,500                    |  |     |     |     |     |     |     |     |     |     |     |     | 0     | 1   | 2     | 3   | 4     | 5   | 7     |
| 120,000                    |  |     |     |     |     |     |     |     |     |     |     |     |       | 0   | 1     | 2   | 3     | 4   | 6     |
| 117,500                    |  |     |     |     |     |     |     |     |     |     |     |     |       |     | 0     | 1   | 2     | 3   | 5     |
| 115,000                    |  |     |     |     |     |     |     |     |     |     |     |     |       |     |       | 0   | 1     | 2   | 4     |
| 112,500                    |  |     |     |     |     |     |     |     |     |     |     |     |       |     |       |     | 0     | 1   | 2     |
| 110,000                    |  |     |     |     |     |     |     |     |     |     |     |     |       |     |       |     |       | 0   | 1     |
| 107,500                    |  |     |     |     |     |     |     |     |     |     |     |     |       |     |       |     |       |     | 0     |

| Original Stand Plants/Acre | Remaining Plants Per Acre ( 000's omitted) |       |     |      |    |      |    |      |    |      |    |      |    |      |    |      |    |      |    |
|----------------------------|--|-------|-----|------|----|------|----|------|----|------|----|------|----|------|----|------|----|------|----|
|                            | 105  | 102.5 | 100 | 97.5 | 95 | 92.5 | 90 | 87.5 | 85 | 82.5 | 80 | 77.5 | 75 | 72.5 | 70 | 67.5 | 65 | 62.5 | 60 |
| 180,000                    | 22   | 23    | 24  | 25   | 26 | 27   | 28 | 29   | 31 | 32   | 33 | 35   | 36 | 37   | 39 | 40   | 42 | 44   | 45 |
| 175,000                    | 21   | 22    | 23  | 24   | 25 | 26   | 28 | 29   | 30 | 31   | 33 | 34   | 35 | 37   | 38 | 40   | 41 | 43   | 45 |
| 170,000                    | 20   | 21    | 22  | 23   | 24 | 26   | 27 | 28   | 29 | 31   | 32 | 33   | 35 | 36   | 38 | 39   | 41 | 42   | 44 |
| 165,000                    | 19   | 20    | 21  | 22   | 24 | 25   | 26 | 27   | 29 | 30   | 31 | 33   | 34 | 36   | 37 | 39   | 40 | 42   | 43 |
| 160,000                    | 18   | 19    | 20  | 21   | 23 | 24   | 25 | 26   | 28 | 29   | 30 | 32   | 33 | 35   | 36 | 38   | 39 | 41   | 43 |
| 155,000                    | 17   | 18    | 19  | 20   | 22 | 23   | 24 | 25   | 27 | 28   | 30 | 31   | 32 | 34   | 35 | 37   | 39 | 40   | 42 |
| 150,000                    | 16   | 17    | 18  | 19   | 21 | 22   | 23 | 24   | 26 | 27   | 29 | 30   | 31 | 33   | 35 | 36   | 38 | 40   | 41 |
| 145,000                    | 15   | 16    | 17  | 18   | 19 | 21   | 22 | 23   | 25 | 26   | 28 | 29   | 31 | 32   | 34 | 35   | 37 | 39   | 40 |
| 140,000                    | 13   | 15    | 16  | 17   | 18 | 19   | 21 | 22   | 24 | 25   | 26 | 28   | 29 | 31   | 33 | 34   | 36 | 38   | 40 |
| 135,000                    | 12   | 13    | 14  | 16   | 17 | 18   | 19 | 21   | 22 | 24   | 25 | 27   | 28 | 30   | 32 | 33   | 35 | 37   | 39 |
| 130,000                    | 10   | 12    | 13  | 14   | 15 | 17   | 18 | 19   | 21 | 22   | 24 | 25   | 27 | 29   | 30 | 32   | 34 | 36   | 37 |
| 125,000                    | 9  | 10    | 11  | 12   | 14 | 15   | 16 | 18   | 19 | 21   | 22 | 24   | 26 | 27   | 29 | 31   | 33 | 34   | 36 |
| 122,500                    | 8  | 9     | 10  | 12   | 13 | 14   | 16 | 17   | 19 | 20   | 22 | 23   | 25 | 27   | 28 | 30   | 32 | 34   | 36 |
| 120,000                    | 7  | 8     | 9   | 11   | 12 | 13   | 15 | 16   | 18 | 19   | 21 | 22   | 24 | 26   | 28 | 29   | 31 | 33   | 35 |
| 117,500                    | 6  | 7     | 8   | 10   | 11 | 12   | 14 | 15   | 17 | 18   | 20 | 22   | 23 | 25   | 27 | 29   | 30 | 32   | 34 |
| 115,000                    | 5  | 6     | 7   | 9    | 10 | 11   | 13 | 14   | 16 | 17   | 19 | 21   | 22 | 24   | 26 | 28   | 30 | 32   | 34 |
| 112,500                    | 4  | 5     | 6   | 8    | 9  | 10   | 12 | 13   | 15 | 17   | 18 | 20   | 22 | 23   | 25 | 27   | 29 | 31   | 33 |
| 110,000                    | 3  | 4     | 5   | 7    | 8  | 9    | 11 | 12   | 14 | 16   | 17 | 19   | 21 | 22   | 24 | 26   | 28 | 30   | 32 |
| 107,500                    | 1  | 3     | 4   | 5    | 7  | 8    | 10 | 11   | 13 | 14   | 16 | 18   | 20 | 21   | 23 | 25   | 27 | 29   | 31 |
| 105,000                    | 0  | 1     | 3   | 4    | 6  | 7    | 9  | 10   | 12 | 13   | 15 | 17   | 19 | 20   | 22 | 24   | 26 | 28   | 30 |
| 102,500                    |  | 0     | 1   | 3    | 4  | 6    | 7  | 9    | 11 | 12   | 14 | 16   | 17 | 19   | 21 | 23   | 25 | 27   | 29 |
| 100,000                    |  |       | 0   | 1    | 3  | 4    | 6  | 8    | 9  | 11   | 13 | 14   | 16 | 18   | 20 | 22   | 24 | 26   | 28 |
| 97,500                     |  |       |     | 0    | 2  | 3    | 5  | 6    | 8  | 10   | 11 | 13   | 15 | 17   | 19 | 21   | 23 | 25   | 27 |
| 95,000                     |  |       |     |      | 0  | 2    | 3  | 5    | 7  | 8    | 10 | 12   | 14 | 16   | 18 | 20   | 22 | 24   | 26 |
| 92,500                     |  |       |     |      |    | 0    | 2  | 3    | 5  | 7    | 9  | 10   | 12 | 14   | 16 | 18   | 21 | 23   | 25 |
| 90,000                     |  |       |     |      |    |      | 0  | 2    | 3  | 5    | 7  | 9    | 11 | 13   | 15 | 17   | 19 | 21   | 24 |
| 87,500                     |  |       |     |      |    |      |    | 0    | 2  | 4    | 5  | 7    | 9  | 11   | 13 | 16   | 18 | 20   | 22 |
| 85,000                     |  |       |     |      |    |      |    |      | 0  | 2    | 4  | 6    | 8  | 10   | 12 | 14   | 16 | 19   | 21 |
| 82,500                     |  |       |     |      |    |      |    |      |    | 0    | 2  | 4    | 6  | 8    | 10 | 12   | 15 | 17   | 19 |
| 80,000                     |  |       |     |      |    |      |    |      |    |      | 0  | 2    | 4  | 6    | 8  | 11   | 13 | 15   | 18 |
|                            | <b>PERCENT LOSS FROM STAND REDUCTION</b>   |       |     |      |    |      |    |      |    |      |    |      |    |      |    |      |    |      |    |

**TABLE F: INDETERMINATE SOYBEAN STAND REDUCTION LOSS R2 – R3.5 STAGES (Page 2 of 3)**

| Original Stand Plants/Acre               | Remaining Plants Per Acre ( 000's omitted) |    |      |    |      |    |      |    |      |    |      |    |      |    |      |    |      |    |      |    |     |    |     |     |
|--|--|----|------|----|------|----|------|----|------|----|------|----|------|----|------|----|------|----|------|----|-----|----|-----|-----|
|  | 57.5                                       | 55 | 52.5 | 50 | 47.5 | 45 | 42.5 | 40 | 37.5 | 35 | 32.5 | 30 | 27.5 | 25 | 22.5 | 20 | 17.5 | 15 | 12.5 | 10 | 7.5 | 5  | 2.5 | 0   |
| 180,000                                  | 47   | 49 | 50   | 52 | 54   | 56 | 58   | 60 | 62   | 64 | 66   | 68 | 71   | 73 | 75   | 78 | 80   | 83 | 86   | 88 | 91  | 94 | 97  | 100 |
| 175,000                                  | 46   | 48 | 50   | 52 | 54   | 55 | 57   | 59 | 62   | 64 | 66   | 68 | 70   | 73 | 75   | 78 | 80   | 83 | 85   | 88 | 91  | 94 | 97  | 100 |
| 170,000                                  | 46   | 48 | 49   | 51 | 53   | 55 | 57   | 59 | 61   | 63 | 65   | 68 | 70   | 72 | 75   | 77 | 80   | 83 | 85   | 88 | 91  | 94 | 97  | 100 |
| 165,000                                  | 45   | 47 | 49   | 51 | 53   | 55 | 57   | 59 | 61   | 63 | 65   | 67 | 70   | 72 | 75   | 77 | 80   | 82 | 85   | 88 | 91  | 94 | 97  | 100 |
| 160,000                                  | 45   | 46 | 48   | 50 | 52   | 54 | 56   | 58 | 60   | 62 | 65   | 67 | 69   | 72 | 74   | 77 | 80   | 82 | 85   | 88 | 91  | 94 | 97  | 100 |
| 155,000                                  | 44   | 46 | 48   | 49 | 51   | 53 | 55   | 58 | 60   | 62 | 64   | 67 | 69   | 71 | 74   | 77 | 79   | 82 | 85   | 88 | 91  | 94 | 97  | 100 |
| 150,000                                  | 43   | 45 | 47   | 49 | 51   | 53 | 55   | 57 | 59   | 61 | 64   | 66 | 69   | 71 | 74   | 76 | 79   | 82 | 85   | 88 | 91  | 94 | 97  | 100 |
| 145,000                                  | 42   | 44 | 46   | 48 | 50   | 52 | 54   | 56 | 59   | 61 | 63   | 66 | 68   | 71 | 73   | 76 | 79   | 81 | 84   | 87 | 90  | 94 | 97  | 100 |
| 140,000                                  | 41   | 43 | 45   | 47 | 49   | 51 | 53   | 56 | 58   | 60 | 63   | 65 | 68   | 70 | 73   | 76 | 78   | 81 | 84   | 87 | 90  | 93 | 97  | 100 |
| 135,000                                  | 40   | 42 | 44   | 46 | 48   | 51 | 53   | 55 | 57   | 60 | 62   | 65 | 67   | 70 | 72   | 75 | 78   | 81 | 84   | 87 | 90  | 93 | 97  | 100 |
| 130,000                                  | 39   | 41 | 43   | 45 | 47   | 50 | 52   | 54 | 56   | 59 | 61   | 64 | 66   | 69 | 72   | 75 | 78   | 81 | 84   | 87 | 90  | 93 | 97  | 100 |
| 125,000                                  | 38   | 40 | 42   | 44 | 46   | 49 | 51   | 53 | 56   | 58 | 61   | 63 | 66   | 69 | 71   | 74 | 77   | 80 | 83   | 86 | 90  | 93 | 96  | 100 |
| 122,500                                  | 38   | 40 | 42   | 44 | 46   | 48 | 50   | 53 | 55   | 58 | 60   | 63 | 66   | 68 | 71   | 74 | 77   | 80 | 83   | 86 | 90  | 93 | 96  | 100 |
| 120,000                                  | 37   | 39 | 41   | 43 | 45   | 48 | 50   | 52 | 55   | 57 | 60   | 62 | 65   | 68 | 71   | 74 | 77   | 80 | 83   | 86 | 89  | 93 | 96  | 100 |
| 117,500                                  | 36   | 38 | 40   | 43 | 45   | 47 | 49   | 52 | 54   | 57 | 59   | 62 | 65   | 68 | 70   | 73 | 76   | 80 | 83   | 86 | 89  | 93 | 96  | 100 |
| 115,000                                  | 36   | 38 | 40   | 42 | 44   | 46 | 49   | 51 | 54   | 56 | 59   | 62 | 64   | 67 | 70   | 73 | 76   | 79 | 83   | 86 | 89  | 93 | 96  | 100 |
| 112,500                                  | 35   | 37 | 39   | 41 | 44   | 46 | 48   | 51 | 53   | 56 | 58   | 61 | 64   | 67 | 70   | 73 | 76   | 79 | 82   | 86 | 89  | 93 | 96  | 100 |
| 110,000                                  | 34   | 36 | 38   | 41 | 43   | 45 | 48   | 50 | 53   | 55 | 58   | 61 | 64   | 66 | 69   | 72 | 76   | 79 | 82   | 86 | 89  | 93 | 96  | 100 |
| 107,500                                  | 33   | 35 | 38   | 40 | 42   | 45 | 47   | 49 | 52   | 55 | 57   | 60 | 63   | 66 | 69   | 72 | 75   | 79 | 82   | 85 | 89  | 92 | 96  | 100 |
| 105,000                                  | 32   | 34 | 37   | 39 | 41   | 44 | 46   | 49 | 51   | 54 | 57   | 60 | 63   | 66 | 69   | 72 | 75   | 78 | 82   | 85 | 89  | 92 | 96  | 100 |
| 102,500                                  | 31   | 34 | 36   | 38 | 41   | 43 | 46   | 48 | 51   | 54 | 56   | 59 | 62   | 65 | 68   | 71 | 75   | 78 | 81   | 85 | 89  | 92 | 96  | 100 |
| 100,000                                  | 30   | 33 | 35   | 37 | 40   | 42 | 45   | 47 | 50   | 53 | 56   | 59 | 62   | 65 | 68   | 71 | 74   | 78 | 81   | 85 | 88  | 92 | 96  | 100 |
| 97,500                                   | 29   | 32 | 34   | 36 | 39   | 41 | 44   | 47 | 49   | 52 | 55   | 58 | 61   | 64 | 67   | 71 | 74   | 77 | 81   | 85 | 88  | 92 | 96  | 100 |
| 95,000                                   | 28   | 31 | 33   | 35 | 38   | 40 | 43   | 46 | 49   | 51 | 54   | 57 | 60   | 64 | 67   | 70 | 74   | 77 | 81   | 84 | 88  | 92 | 96  | 100 |
| 92,500                                   | 27   | 30 | 32   | 34 | 37   | 40 | 42   | 45 | 48   | 51 | 54   | 57 | 60   | 63 | 66   | 70 | 73   | 77 | 80   | 84 | 88  | 92 | 96  | 100 |
| 90,000                                   | 26   | 28 | 31   | 33 | 36   | 39 | 41   | 44 | 47   | 50 | 53   | 56 | 59   | 62 | 66   | 69 | 73   | 76 | 80   | 84 | 88  | 92 | 96  | 100 |
| 87,500                                   | 25   | 27 | 30   | 32 | 35   | 37 | 40   | 43 | 46   | 49 | 52   | 55 | 58   | 62 | 65   | 69 | 72   | 76 | 80   | 83 | 87  | 92 | 96  | 100 |
| 85,000                                   | 23   | 26 | 28   | 31 | 34   | 36 | 39   | 42 | 45   | 48 | 51   | 54 | 58   | 61 | 64   | 68 | 72   | 75 | 79   | 83 | 87  | 91 | 96  | 100 |
| 82,500                                   | 22   | 24 | 27   | 30 | 32   | 35 | 38   | 41 | 44   | 47 | 50   | 54 | 57   | 60 | 64   | 67 | 71   | 75 | 79   | 83 | 87  | 91 | 96  | 100 |
| 80,000                                   | 20   | 23 | 26   | 28 | 31   | 34 | 37   | 40 | 43   | 46 | 49   | 53 | 56   | 60 | 63   | 67 | 71   | 74 | 78   | 83 | 87  | 91 | 95  | 100 |
| <b>PERCENT LOSS FROM STAND REDUCTION</b> |  |    |      |    |      |    |      |    |      |    |      |    |      |    |      |    |      |    |      |    |     |    |     |     |

**TABLE F: INDETERMINATE SOYBEAN STAND REDUCTION LOSS R2 – R3.5 STAGES (Page 3 of 3)**

| Original Stand Plants/Acre | REMAINING PLANTS PER ACRE ( 000'S OMITTED) |    |      |    |      |    |      |    |      |    |      |    |      |    |      |    |      |    |      |    |      |    |      |    |      |    |      |    |     |    |     |     |
|----------------------------|--|----|------|----|------|----|------|----|------|----|------|----|------|----|------|----|------|----|------|----|------|----|------|----|------|----|------|----|-----|----|-----|-----|
|                            | 77.5                                       | 75 | 72.5 | 70 | 67.5 | 65 | 62.5 | 60 | 57.5 | 55 | 52.5 | 50 | 47.5 | 45 | 42.5 | 40 | 37.5 | 35 | 32.5 | 30 | 27.5 | 25 | 22.5 | 20 | 17.5 | 15 | 12.5 | 10 | 7.5 | 5  | 2.5 | 0   |
| 77,500                     | 0  | 2  | 4    | 7  | 9    | 11 | 14   | 16 | 19   | 21 | 24   | 27 | 30   | 32 | 35   | 39 | 42   | 45 | 48   | 52 | 55   | 59 | 62   | 66 | 70   | 74 | 78   | 82 | 86  | 91 | 95  | 100 |
| 75,000                     |  | 0  | 2    | 5  | 7    | 9  | 12   | 14 | 17   | 20 | 22   | 25 | 28   | 31 | 34   | 37 | 40   | 44 | 47   | 51 | 54   | 58 | 62   | 65 | 69   | 73 | 78   | 82 | 86  | 91 | 95  | 100 |
| 72,500                     |  |    | 0    | 2  | 5    | 7  | 10   | 12 | 15   | 18 | 21   | 23 | 26   | 29 | 33   | 36 | 39   | 42 | 46   | 49 | 53   | 57 | 61   | 65 | 69   | 73 | 77   | 81 | 86  | 90 | 95  | 100 |
| 70,000                     |  |    |      | 0  | 2    | 5  | 8    | 10 | 13   | 16 | 19   | 22 | 25   | 28 | 31   | 34 | 38   | 41 | 45   | 48 | 52   | 56 | 60   | 64 | 68   | 72 | 76   | 81 | 86  | 90 | 95  | 100 |
| 67,500                     |  |    |      |    | 0    | 3  | 5    | 8  | 11   | 14 | 17   | 20 | 23   | 26 | 29   | 33 | 36   | 40 | 43   | 47 | 51   | 55 | 59   | 63 | 67   | 71 | 76   | 80 | 85  | 90 | 95  | 100 |
| 65,000                     |  |    |      |    |      | 0  | 3    | 6  | 8    | 11 | 14   | 17 | 21   | 24 | 27   | 31 | 34   | 38 | 42   | 45 | 49   | 53 | 58   | 62 | 66   | 71 | 75   | 80 | 85  | 90 | 95  | 100 |
| 62,500                     |  |    |      |    |      |    | 0    | 3  | 6    | 9  | 12   | 15 | 18   | 22 | 25   | 29 | 32   | 36 | 40   | 44 | 48   | 52 | 56   | 61 | 65   | 70 | 75   | 79 | 84  | 89 | 95  | 100 |
| 60,000                     |  |    |      |    |      |    |      | 0  | 3    | 6  | 9    | 13 | 16   | 20 | 23   | 27 | 30   | 34 | 38   | 42 | 46   | 51 | 55   | 60 | 64   | 69 | 74   | 79 | 84  | 89 | 94  | 100 |
| 57,500                     |  |    |      |    |      |    |      |    | 0    | 3  | 7    | 10 | 13   | 17 | 21   | 24 | 28   | 32 | 36   | 40 | 45   | 49 | 54   | 58 | 63   | 68 | 73   | 78 | 83  | 89 | 94  | 100 |
| 55,000                     |  |    |      |    |      |    |      |    |      | 0  | 3    | 7  | 11   | 14 | 18   | 22 | 26   | 30 | 34   | 38 | 43   | 47 | 52   | 57 | 62   | 67 | 72   | 77 | 83  | 88 | 94  | 100 |
| 52,500                     |  |    |      |    |      |    |      |    |      |    | 0    | 4  | 7    | 11 | 15   | 19 | 23   | 28 | 32   | 36 | 41   | 46 | 50   | 55 | 60   | 66 | 71   | 77 | 82  | 88 | 94  | 100 |
| 50,000                     |  |    |      |    |      |    |      |    |      |    |      | 0  | 4    | 8  | 12   | 16 | 20   | 25 | 29   | 34 | 39   | 44 | 49   | 54 | 59   | 64 | 70   | 76 | 82  | 88 | 94  | 100 |
| 47,500                     |  |    |      |    |      |    |      |    |      |    |      |    | 0    | 4  | 8    | 13 | 17   | 22 | 26   | 31 | 36   | 41 | 47   | 52 | 57   | 63 | 69   | 75 | 81  | 87 | 93  | 100 |
| 45,000                     |  |    |      |    |      |    |      |    |      |    |      |    |      | 0  | 4    | 9  | 14   | 18 | 23   | 28 | 33   | 39 | 44   | 50 | 55   | 61 | 67   | 74 | 80  | 86 | 93  | 100 |
| 42,500                     |  |    |      |    |      |    |      |    |      |    |      |    |      |    | 0    | 5  | 10   | 15 | 20   | 25 | 30   | 36 | 42   | 47 | 53   | 60 | 66   | 72 | 79  | 86 | 93  | 100 |
| 40,000                     |  |    |      |    |      |    |      |    |      |    |      |    |      |    |      | 0  | 5    | 10 | 16   | 21 | 27   | 33 | 39   | 45 | 51   | 58 | 64   | 71 | 78  | 85 | 92  | 100 |
| 37,500                     |  |    |      |    |      |    |      |    |      |    |      |    |      |    |      |    | 0    | 6  | 11   | 17 | 23   | 29 | 35   | 42 | 48   | 55 | 62   | 69 | 77  | 84 | 92  | 100 |
| 35,000                     |  |    |      |    |      |    |      |    |      |    |      |    |      |    |      |    |      | 0  | 6    | 12 | 18   | 25 | 32   | 38 | 45   | 53 | 60   | 68 | 75  | 83 | 92  | 100 |
| 32,500                     |  |    |      |    |      |    |      |    |      |    |      |    |      |    |      |    |      |    | 0    | 7  | 13   | 20 | 27   | 35 | 42   | 50 | 58   | 66 | 74  | 82 | 91  | 100 |
| 30,000                     |  |    |      |    |      |    |      |    |      |    |      |    |      |    |      |    |      |    |      | 0  | 7    | 15 | 22   | 30 | 38   | 46 | 55   | 63 | 72  | 81 | 90  | 100 |
| 27,500                     |  |    |      |    |      |    |      |    |      |    |      |    |      |    |      |    |      |    |      |    | 0    | 8  | 16   | 25 | 33   | 42 | 51   | 60 | 70  | 80 | 90  | 100 |
| 25,000                     |  |    |      |    |      |    |      |    |      |    |      |    |      |    |      |    |      |    |      |    |      | 0  | 9    | 18 | 27   | 37 | 47   | 57 | 67  | 78 | 89  | 100 |
| 22,500                     |  |    |      |    |      |    |      |    |      |    |      |    |      |    |      |    |      |    |      |    |      |    | 0    | 10 | 20   | 31 | 42   | 53 | 64  | 76 | 88  | 100 |
| 20,000                     |  |    |      |    |      |    |      |    |      |    |      |    |      |    |      |    |      |    |      |    |      |    |      | 0  | 11   | 23 | 35   | 47 | 60  | 73 | 86  | 100 |
| 17,500                     |  |    |      |    |      |    |      |    |      |    |      |    |      |    |      |    |      |    |      |    |      |    |      |    | 0    | 13 | 27   | 41 | 55  | 70 | 85  | 100 |
| 15,000                     |  |    |      |    |      |    |      |    |      |    |      |    |      |    |      |    |      |    |      |    |      |    |      |    |      | 0  | 16   | 32 | 48  | 65 | 82  | 100 |
|                            | <b>PERCENT LOSS FROM STAND REDUCTION</b>   |    |      |    |      |    |      |    |      |    |      |    |      |    |      |    |      |    |      |    |      |    |      |    |      |    |      |    |     |    |     |     |

**TABLE F: DETERMINATE SOYBEAN STAND REDUCTION LOSS (Page 1 of 3)**

| Original Stand Plants/Acre | Remaining Plants Per Acre ( 000's omitted) |     |     |     |     |     |     |     |     |     |     |     |       |     |       |     |       |     |       |
|----------------------------|--|-----|-----|-----|-----|-----|-----|-----|-----|-----|-----|-----|-------|-----|-------|-----|-------|-----|-------|
|                            | 180  | 175 | 170 | 165 | 160 | 155 | 150 | 145 | 140 | 135 | 130 | 125 | 122.5 | 120 | 117.5 | 115 | 112.5 | 110 | 107.5 |
| 180,000                    | 0.0  | 0.0 | 0.0 | 0.0 | 0.0 | 0.0 | 0.0 | 0.0 | 0.0 | 1.0 | 1.0 | 1.0 | 1.0   | 1.0 | 1.5   | 2.0 | 2.5   | 3.0 | 3.5   |
| 175,000                    |  | 0.0 | 0.0 | 0.0 | 0.0 | 0.0 | 0.0 | 0.0 | 0.0 | 1.0 | 1.0 | 1.0 | 1.0   | 1.0 | 1.5   | 2.0 | 2.5   | 3.0 | 3.5   |
| 170,000                    |  |     | 0.0 | 0.0 | 0.0 | 0.0 | 0.0 | 0.0 | 0.0 | 1.0 | 1.0 | 1.0 | 1.0   | 1.0 | 1.5   | 2.0 | 2.5   | 3.0 | 3.5   |
| 165,000                    |  |     |     | 0.0 | 0.0 | 0.0 | 0.0 | 0.0 | 0.0 | 1.0 | 1.0 | 1.0 | 1.0   | 1.0 | 1.5   | 2.0 | 2.5   | 3.0 | 3.5   |
| 160,000                    |  |     |     |     | 0.0 | 0.0 | 0.0 | 0.0 | 0.0 | 1.0 | 1.0 | 1.0 | 1.0   | 1.0 | 1.5   | 2.0 | 2.5   | 3.0 | 3.5   |
| 155,000                    |  |     |     |     |     | 0.0 | 0.0 | 0.0 | 0.0 | 1.0 | 1.0 | 1.0 | 1.0   | 1.0 | 1.5   | 2.0 | 2.5   | 3.0 | 3.5   |
| 150,000                    |  |     |     |     |     |     | 0.0 | 0.0 | 0.0 | 1.0 | 1.0 | 1.0 | 1.0   | 1.0 | 1.5   | 2.0 | 2.5   | 3.0 | 3.5   |
| 145,000                    |  |     |     |     |     |     |     | 0.0 | 0.0 | 1.0 | 1.0 | 1.0 | 1.0   | 1.0 | 1.5   | 2.0 | 2.5   | 3.0 | 3.5   |
| 140,000                    |  |     |     |     |     |     |     |     | 0.0 | 1.0 | 1.0 | 1.0 | 1.0   | 1.0 | 1.5   | 2.0 | 2.5   | 3.0 | 3.5   |
| 135,000                    |  |     |     |     |     |     |     |     |     | 0.0 | 1.0 | 1.0 | 1.0   | 1.0 | 1.5   | 2.0 | 2.5   | 3.0 | 3.5   |
| 130,000                    |  |     |     |     |     |     |     |     |     |     | 0.0 | 1.0 | 1.0   | 1.0 | 1.5   | 2.0 | 2.5   | 3.0 | 3.5   |
| 125,000                    |  |     |     |     |     |     |     |     |     |     |     | 0.0 | 1.0   | 1.0 | 1.5   | 2.0 | 2.5   | 3.0 | 3.5   |
| 122,500                    |  |     |     |     |     |     |     |     |     |     |     |     | 0.0   | 0.5 | 1.0   | 1.5 | 2.0   | 2.5 | 3.0   |
| 120,000                    |  |     |     |     |     |     |     |     |     |     |     |     |       | 0.0 | 0.5   | 1.0 | 1.5   | 2.0 | 2.5   |
| 117,500                    |  |     |     |     |     |     |     |     |     |     |     |     |       |     | 0.0   | 0.5 | 1.0   | 1.5 | 2.0   |
| 115,000                    |  |     |     |     |     |     |     |     |     |     |     |     |       |     |       | 0.0 | 0.5   | 1.0 | 1.5   |
| 112,500                    |  |     |     |     |     |     |     |     |     |     |     |     |       |     |       |     | 0.0   | 0.5 | 1.0   |
| 110,000                    |  |     |     |     |     |     |     |     |     |     |     |     |       |     |       |     |       | 0.0 | 0.5   |
| 107,500                    |  |     |     |     |     |     |     |     |     |     |     |     |       |     |       |     |       |     | 0.0   |

| Original Stand Plants/Acre               | Remaining Plants Per Acre ( 000's omitted) |       |     |      |     |      |      |      |      |      |      |      |      |      |      |      |      |      |      |  |
|--|--|-------|-----|------|-----|------|------|------|------|------|------|------|------|------|------|------|------|------|------|--|
|  | 105  | 102.5 | 100 | 97.5 | 95  | 92.5 | 90   | 87.5 | 85   | 82.5 | 80   | 77.5 | 75   | 72.5 | 70   | 67.5 | 65   | 62.5 | 60   |  |
| 180,000                                  | 4.0  | 5.0   | 6.0 | 7.0  | 8.0 | 9.0  | 10.0 | 11.0 | 12.0 | 13.0 | 14.0 | 15.0 | 16.0 | 17.0 | 18.0 | 19.5 | 21.0 | 22.5 | 24.0 |  |
| 175,000                                  | 4.0  | 5.0   | 6.0 | 7.0  | 8.0 | 9.0  | 10.0 | 11.0 | 12.0 | 13.0 | 14.0 | 15.0 | 16.0 | 17.0 | 18.0 | 19.5 | 21.0 | 22.5 | 24.0 |  |
| 170,000                                  | 4.0  | 5.0   | 6.0 | 7.0  | 8.0 | 9.0  | 10.0 | 11.0 | 12.0 | 13.0 | 14.0 | 15.0 | 16.0 | 17.0 | 18.0 | 19.5 | 21.0 | 22.5 | 24.0 |  |
| 165,000                                  | 4.0  | 5.0   | 6.0 | 7.0  | 8.0 | 9.0  | 10.0 | 11.0 | 12.0 | 13.0 | 14.0 | 15.0 | 16.0 | 17.0 | 18.0 | 19.5 | 21.0 | 22.5 | 24.0 |  |
| 160,000                                  | 4.0  | 5.0   | 6.0 | 7.0  | 8.0 | 9.0  | 10.0 | 11.0 | 12.0 | 13.0 | 14.0 | 15.0 | 16.0 | 17.0 | 18.0 | 19.5 | 21.0 | 22.5 | 24.0 |  |
| 155,000                                  | 4.0  | 5.0   | 6.0 | 7.0  | 8.0 | 9.0  | 10.0 | 11.0 | 12.0 | 13.0 | 14.0 | 15.0 | 16.0 | 17.0 | 18.0 | 19.5 | 21.0 | 22.5 | 24.0 |  |
| 150,000                                  | 4.0  | 5.0   | 6.0 | 7.0  | 8.0 | 9.0  | 10.0 | 11.0 | 12.0 | 13.0 | 14.0 | 15.0 | 16.0 | 17.0 | 18.0 | 19.5 | 21.0 | 22.5 | 24.0 |  |
| 145,000                                  | 4.0  | 5.0   | 6.0 | 7.0  | 8.0 | 9.0  | 10.0 | 11.0 | 12.0 | 13.0 | 14.0 | 15.0 | 16.0 | 17.0 | 18.0 | 19.5 | 21.0 | 22.5 | 24.0 |  |
| 140,000                                  | 4.0  | 5.0   | 6.0 | 7.0  | 8.0 | 9.0  | 10.0 | 11.0 | 12.0 | 13.0 | 14.0 | 15.0 | 16.0 | 17.0 | 18.0 | 19.5 | 21.0 | 22.5 | 24.0 |  |
| 135,000                                  | 4.0  | 5.0   | 6.0 | 7.0  | 8.0 | 9.0  | 10.0 | 11.0 | 12.0 | 13.0 | 14.0 | 15.0 | 16.0 | 17.0 | 18.0 | 19.5 | 21.0 | 22.5 | 24.0 |  |
| 130,000                                  | 4.0  | 5.0   | 6.0 | 7.0  | 8.0 | 9.0  | 10.0 | 11.0 | 12.0 | 13.0 | 14.0 | 15.0 | 16.0 | 17.0 | 18.0 | 19.5 | 21.0 | 22.5 | 24.0 |  |
| 125,000                                  | 4.0  | 5.0   | 6.0 | 7.0  | 8.0 | 9.0  | 10.0 | 11.0 | 12.0 | 13.0 | 14.0 | 15.0 | 16.0 | 17.0 | 18.0 | 19.5 | 21.0 | 22.5 | 24.0 |  |
| 122,500                                  | 3.5  | 4.5   | 5.5 | 6.5  | 7.5 | 8.5  | 9.5  | 10.5 | 11.5 | 12.5 | 13.5 | 14.5 | 15.5 | 16.5 | 17.5 | 19.0 | 20.5 | 22.0 | 23.5 |  |
| 120,000                                  | 3.0  | 4.0   | 5.0 | 6.0  | 7.0 | 8.0  | 9.0  | 10.0 | 11.0 | 12.0 | 13.0 | 14.0 | 15.0 | 16.0 | 17.0 | 18.5 | 20.0 | 21.5 | 23.0 |  |
| 117,500                                  | 2.5  | 3.5   | 4.5 | 5.5  | 6.5 | 7.5  | 8.5  | 9.5  | 10.5 | 11.5 | 12.5 | 13.5 | 14.5 | 15.5 | 16.5 | 18.0 | 19.5 | 21.0 | 22.5 |  |
| 115,000                                  | 2.0  | 3.0   | 4.0 | 5.0  | 6.0 | 7.0  | 8.0  | 9.0  | 10.0 | 11.0 | 12.0 | 13.0 | 14.0 | 15.0 | 16.0 | 17.5 | 19.0 | 20.5 | 22.0 |  |
| 112,500                                  | 1.5  | 2.5   | 3.5 | 4.5  | 5.5 | 6.5  | 7.5  | 8.5  | 9.5  | 10.5 | 11.5 | 12.5 | 13.5 | 14.5 | 15.5 | 17.0 | 18.5 | 20.0 | 21.5 |  |
| 110,000                                  | 1.0  | 2.0   | 3.0 | 4.0  | 5.0 | 6.0  | 7.0  | 8.0  | 9.0  | 10.0 | 11.0 | 12.0 | 13.0 | 14.0 | 15.0 | 16.5 | 18.0 | 19.5 | 21.0 |  |
| 107,500                                  | 0.5  | 1.0   | 2.0 | 3.0  | 4.0 | 5.0  | 6.0  | 7.0  | 8.0  | 9.0  | 10.0 | 11.0 | 12.0 | 13.0 | 14.0 | 15.5 | 17.0 | 18.5 | 20.0 |  |
| 105,000                                  | 0.0  | 0.5   | 1.0 | 2.0  | 3.0 | 4.0  | 5.0  | 6.0  | 7.0  | 8.0  | 9.0  | 10.0 | 11.0 | 12.0 | 13.0 | 14.5 | 16.0 | 17.5 | 19.0 |  |
| 102,500                                  |  | 0.0   | 0.5 | 1.0  | 2.0 | 3.0  | 4.0  | 5.0  | 6.0  | 7.0  | 8.0  | 9.0  | 10.0 | 11.0 | 12.0 | 13.5 | 15.0 | 16.5 | 18.0 |  |
| 100,000                                  |  |       | 0.0 | 0.5  | 1.0 | 2.0  | 3.0  | 4.0  | 5.0  | 6.0  | 7.0  | 8.0  | 9.0  | 10.0 | 11.0 | 12.5 | 14.0 | 15.5 | 17.0 |  |
| 97,500                                   |  |       |     | 0.0  | 0.5 | 1.0  | 2.0  | 3.0  | 4.0  | 5.0  | 6.0  | 7.0  | 8.0  | 9.0  | 10.0 | 11.5 | 13.0 | 14.5 | 16.0 |  |
| 95,000                                   |  |       |     |      | 0.0 | 0.5  | 1.0  | 2.0  | 3.0  | 4.0  | 5.0  | 6.0  | 7.0  | 8.0  | 9.0  | 10.5 | 12.0 | 13.5 | 15.0 |  |
| 92,500                                   |  |       |     |      |     | 0.0  | 0.5  | 1.0  | 2.0  | 3.0  | 4.0  | 5.0  | 6.0  | 7.0  | 8.0  | 9.5  | 11.0 | 12.5 | 14.0 |  |
| 90,000                                   |  |       |     |      |     |      | 0.0  | 0.5  | 1.0  | 2.0  | 3.0  | 4.0  | 5.0  | 6.0  | 7.0  | 8.5  | 10.0 | 11.5 | 13.0 |  |
| 87,500                                   |  |       |     |      |     |      |      | 0.0  | 1.0  | 2.0  | 3.0  | 4.0  | 5.0  | 6.0  | 7.0  | 8.0  | 9.5  | 11.0 | 12.5 |  |
| 85,000                                   |  |       |     |      |     |      |      |      | 0.0  | 1.0  | 2.0  | 3.0  | 4.0  | 5.0  | 6.0  | 7.5  | 9.0  | 10.5 | 12.0 |  |
| 82,500                                   |  |       |     |      |     |      |      |      |      | 0.0  | 1.0  | 2.0  | 3.0  | 4.0  | 5.0  | 6.5  | 8.0  | 9.5  | 11.0 |  |
| 80,000                                   |  |       |     |      |     |      |      |      |      |      | 0.0  | 1.0  | 2.0  | 3.0  | 4.0  | 5.5  | 7.0  | 9.0  | 10.0 |  |
| <b>PERCENT LOSS FROM STAND REDUCTION</b> |  |       |     |      |     |      |      |      |      |      |      |      |      |      |      |      |      |      |      |  |



**TABLE F: DETERMINATE SOYBEAN STAND REDUCTION LOSS (Page 2 of 3)**

| Original Stand Plants/Acre | Remaining Plants Per Acre ( 000's omitted) |      |      |      |      |      |      |      |      |      |      |      |      |      |      |      |      |      |      |      |      |      |      |       |
|----------------------------|--|------|------|------|------|------|------|------|------|------|------|------|------|------|------|------|------|------|------|------|------|------|------|-------|
|                            | 57.5                                       | 55   | 52.5 | 50   | 47.5 | 45   | 42.5 | 40   | 37.5 | 35   | 32.5 | 30   | 27.5 | 25   | 22.5 | 20   | 17.5 | 15   | 12.5 | 10   | 7.5  | 5    | 2.5  | 0     |
| 180,000                    | 25.5                                       | 27.0 | 28.5 | 30.0 | 31.5 | 33.0 | 34.5 | 36.0 | 38.0 | 40.0 | 42.0 | 44.0 | 46.5 | 49.0 | 51.5 | 54.0 | 56.5 | 59.0 | 62.0 | 65.0 | 73.8 | 82.5 | 91.3 | 100.0 |
| 175,000                    | 25.5                                       | 27.0 | 28.5 | 30.0 | 31.5 | 33.0 | 34.5 | 36.0 | 38.0 | 40.0 | 42.0 | 44.0 | 46.5 | 49.0 | 51.5 | 54.0 | 56.5 | 59.0 | 62.0 | 65.0 | 73.8 | 82.5 | 91.3 | 100.0 |
| 170,000                    | 25.5                                       | 27.0 | 28.5 | 30.0 | 31.5 | 33.0 | 34.5 | 36.0 | 38.0 | 40.0 | 42.0 | 44.0 | 46.5 | 49.0 | 51.5 | 54.0 | 56.5 | 59.0 | 62.0 | 65.0 | 73.8 | 82.5 | 91.3 | 100.0 |
| 165,000                    | 25.5                                       | 27.0 | 28.5 | 30.0 | 31.5 | 33.0 | 34.5 | 36.0 | 38.0 | 40.0 | 42.0 | 44.0 | 46.5 | 49.0 | 51.5 | 54.0 | 56.5 | 59.0 | 62.0 | 65.0 | 73.8 | 82.5 | 91.3 | 100.0 |
| 160,000                    | 25.5                                       | 27.0 | 28.5 | 30.0 | 31.5 | 33.0 | 34.5 | 36.0 | 38.0 | 40.0 | 42.0 | 44.0 | 46.5 | 49.0 | 51.5 | 54.0 | 56.5 | 59.0 | 62.0 | 65.0 | 73.8 | 82.5 | 91.3 | 100.0 |
| 155,000                    | 25.5                                       | 27.0 | 28.5 | 30.0 | 31.5 | 33.0 | 34.5 | 36.0 | 38.0 | 40.0 | 42.0 | 44.0 | 46.5 | 49.0 | 51.5 | 54.0 | 56.5 | 59.0 | 62.0 | 65.0 | 73.8 | 82.5 | 91.3 | 100.0 |
| 150,000                    | 25.5                                       | 27.0 | 28.5 | 30.0 | 31.5 | 33.0 | 34.5 | 36.0 | 38.0 | 40.0 | 42.0 | 44.0 | 46.5 | 49.0 | 51.5 | 54.0 | 56.5 | 59.0 | 62.0 | 65.0 | 73.8 | 82.5 | 91.3 | 100.0 |
| 145,000                    | 25.5                                       | 27.0 | 28.5 | 30.0 | 31.5 | 33.0 | 34.5 | 36.0 | 38.0 | 40.0 | 42.0 | 44.0 | 46.5 | 49.0 | 51.5 | 54.0 | 56.5 | 59.0 | 62.0 | 65.0 | 73.8 | 82.5 | 91.3 | 100.0 |
| 140,000                    | 25.5                                       | 27.0 | 28.5 | 30.0 | 31.5 | 33.0 | 34.5 | 36.0 | 38.0 | 40.0 | 42.0 | 44.0 | 46.5 | 49.0 | 51.5 | 54.0 | 56.5 | 59.0 | 62.0 | 65.0 | 73.8 | 82.5 | 91.3 | 100.0 |
| 135,000                    | 25.5                                       | 27.0 | 28.5 | 30.0 | 31.5 | 33.0 | 34.5 | 36.0 | 38.0 | 40.0 | 42.0 | 44.0 | 46.5 | 49.0 | 51.5 | 54.0 | 56.5 | 59.0 | 62.0 | 65.0 | 73.8 | 82.5 | 91.3 | 100.0 |
| 130,000                    | 25.5                                       | 27.0 | 28.5 | 30.0 | 31.5 | 33.0 | 34.5 | 36.0 | 38.0 | 40.0 | 42.0 | 44.0 | 46.5 | 49.0 | 51.5 | 54.0 | 56.5 | 59.0 | 62.0 | 65.0 | 73.8 | 82.5 | 91.3 | 100.0 |
| 125,000                    | 25.5                                       | 27.0 | 28.5 | 30.0 | 31.5 | 33.0 | 34.5 | 36.0 | 38.0 | 40.0 | 42.0 | 44.0 | 46.5 | 49.0 | 51.5 | 54.0 | 56.5 | 59.0 | 62.0 | 65.0 | 73.8 | 82.5 | 91.3 | 100.0 |
| 122,500                    | 25.0                                       | 26.5 | 28.0 | 29.5 | 31.0 | 32.5 | 34.0 | 35.5 | 37.5 | 39.5 | 41.5 | 43.5 | 46.0 | 48.5 | 51.0 | 53.5 | 56.0 | 58.5 | 61.5 | 64.5 | 73.4 | 82.3 | 91.1 | 100.0 |
| 120,000                    | 24.5                                       | 26.0 | 27.5 | 29.0 | 30.5 | 32.0 | 33.5 | 35.0 | 37.0 | 39.0 | 41.0 | 43.0 | 45.5 | 48.0 | 50.5 | 53.0 | 55.5 | 58.0 | 61.0 | 63.5 | 72.6 | 81.8 | 90.9 | 100.0 |
| 117,500                    | 24.0                                       | 25.5 | 27.0 | 28.5 | 30.0 | 31.5 | 33.0 | 34.5 | 36.5 | 38.5 | 40.5 | 42.5 | 45.0 | 47.5 | 50.0 | 52.5 | 55.0 | 57.5 | 60.5 | 63.5 | 72.6 | 81.8 | 90.9 | 100.0 |
| 115,000                    | 23.5                                       | 25.0 | 26.5 | 28.0 | 29.5 | 31.0 | 32.5 | 34.0 | 36.0 | 38.0 | 40.0 | 42.0 | 44.5 | 47.0 | 49.5 | 52.0 | 54.5 | 57.0 | 60.0 | 63.0 | 72.3 | 81.5 | 90.8 | 100.0 |
| 112,500                    | 23.0                                       | 24.5 | 26.0 | 27.5 | 29.0 | 30.5 | 32.0 | 33.5 | 35.5 | 37.5 | 39.5 | 41.5 | 44.0 | 46.5 | 49.0 | 51.5 | 54.0 | 56.5 | 59.5 | 62.5 | 71.9 | 81.3 | 90.6 | 100.0 |
| 110,000                    | 22.5                                       | 24.0 | 25.5 | 27.0 | 28.5 | 30.0 | 31.5 | 33.0 | 35.0 | 37.0 | 39.0 | 41.0 | 43.5 | 46.0 | 48.5 | 51.0 | 53.5 | 56.0 | 59.0 | 62.0 | 71.5 | 81.0 | 90.5 | 100.0 |
| 107,500                    | 21.5                                       | 23.0 | 24.5 | 26.0 | 28.0 | 29.0 | 30.5 | 32.0 | 34.0 | 36.0 | 38.0 | 40.0 | 42.5 | 45.0 | 47.5 | 50.0 | 52.5 | 55.0 | 58.5 | 61.5 | 71.1 | 80.8 | 90.4 | 100.0 |
| 105,000                    | 20.5                                       | 22.0 | 23.5 | 25.0 | 26.5 | 28.0 | 29.5 | 31.0 | 33.0 | 35.0 | 37.0 | 39.0 | 41.5 | 44.0 | 46.5 | 49.0 | 51.5 | 54.0 | 57.5 | 61.0 | 70.8 | 80.5 | 90.3 | 100.0 |
| 102,500                    | 19.5                                       | 21.0 | 22.5 | 24.0 | 25.5 | 27.0 | 28.5 | 30.0 | 32.0 | 34.0 | 36.0 | 38.0 | 40.5 | 43.0 | 45.5 | 48.0 | 50.5 | 53.0 | 56.5 | 60.0 | 70.0 | 80.0 | 90.0 | 100.0 |
| 100,000                    | 18.5                                       | 20.0 | 21.5 | 23.0 | 24.5 | 26.0 | 27.5 | 29.0 | 31.0 | 33.0 | 35.0 | 37.0 | 39.5 | 42.0 | 44.5 | 47.0 | 49.5 | 52.0 | 55.5 | 59.0 | 69.3 | 79.5 | 89.8 | 100.0 |
| 97,500                     | 17.5                                       | 19.0 | 20.5 | 22.0 | 23.5 | 25.0 | 26.5 | 28.0 | 30.0 | 32.0 | 34.0 | 36.0 | 38.5 | 41.0 | 43.5 | 46.0 | 48.5 | 51.0 | 54.5 | 58.0 | 68.5 | 79.0 | 89.5 | 100.0 |
| 95,000                     | 16.5                                       | 18.0 | 19.5 | 21.0 | 22.5 | 24.0 | 25.5 | 27.0 | 29.0 | 31.0 | 33.0 | 35.0 | 37.5 | 40.0 | 42.5 | 45.0 | 47.5 | 50.0 | 53.5 | 57.0 | 67.8 | 78.5 | 89.3 | 100.0 |
| 92,500                     | 15.5                                       | 17.0 | 18.5 | 20.0 | 21.5 | 23.0 | 24.5 | 26.0 | 28.0 | 30.0 | 32.0 | 34.0 | 36.5 | 39.0 | 41.5 | 44.0 | 46.5 | 49.0 | 52.5 | 56.0 | 67.0 | 78.0 | 89.0 | 100.0 |
| 90,000                     | 14.5                                       | 16.0 | 17.5 | 19.0 | 20.5 | 22.0 | 23.5 | 25.0 | 27.0 | 29.0 | 31.0 | 33.0 | 35.5 | 38.0 | 40.5 | 43.0 | 45.5 | 48.0 | 51.5 | 55.0 | 66.3 | 77.5 | 88.8 | 100.0 |
| 87,500                     | 14.0                                       | 15.5 | 17.0 | 18.5 | 20.0 | 21.5 | 23.0 | 24.5 | 26.5 | 28.5 | 30.5 | 32.5 | 35.0 | 37.5 | 40.0 | 42.5 | 45.0 | 47.5 | 51.0 | 54.5 | 65.9 | 77.3 | 88.6 | 100.0 |
| 85,000                     | 13.5                                       | 15.0 | 16.5 | 18.0 | 19.5 | 21.0 | 22.5 | 24.0 | 26.0 | 28.0 | 30.0 | 32.0 | 34.5 | 37.0 | 39.5 | 42.0 | 44.5 | 47.0 | 50.5 | 54.0 | 65.5 | 77.0 | 88.5 | 100.0 |
| 82,500                     | 12.0                                       | 14.0 | 15.5 | 17.0 | 18.5 | 20.0 | 21.5 | 23.0 | 25.0 | 27.0 | 29.0 | 31.0 | 33.5 | 36.0 | 38.5 | 41.0 | 43.5 | 46.0 | 49.5 | 53.0 | 64.8 | 76.5 | 88.3 | 100.0 |
| 80,000                     | 11.5                                       | 13.0 | 14.5 | 16.0 | 17.5 | 19.0 | 20.5 | 22.0 | 24.0 | 26.0 | 28.0 | 30.0 | 32.5 | 35.0 | 37.5 | 40.0 | 42.5 | 45.0 | 48.5 | 52.0 | 64.0 | 76.0 | 88.0 | 100.0 |
|                            | <b>PERCENT LOSS FROM STAND REDUCTION</b>   |      |      |      |      |      |      |      |      |      |      |      |      |      |      |      |      |      |      |      |      |      |      |       |

**TABLE F: DETERMINATE SOYBEAN STAND REDUCTION LOSS (Page 3 of 3)**

| Original Stand Plants/Acre | REMAINING PLANTS PER ACRE ( 000'S OMITTED) |     |      |     |      |     |      |     |      |      |      |      |      |      |      |      |      |      |      |      |      |      |      |      |      |      |      |      |      |      |      |       |
|----------------------------|--|-----|------|-----|------|-----|------|-----|------|------|------|------|------|------|------|------|------|------|------|------|------|------|------|------|------|------|------|------|------|------|------|-------|
|                            | 77.5                                       | 75  | 72.5 | 70  | 67.5 | 65  | 62.5 | 60  | 57.5 | 55   | 52.5 | 50   | 47.5 | 45   | 42.5 | 40   | 37.5 | 35   | 32.5 | 30   | 27.5 | 25   | 22.5 | 20   | 17.5 | 15   | 12.5 | 10   | 7.5  | 5    | 2.5  | 0     |
| 77,500                     | 0.0  | 1.0 | 2.0  | 3.0 | 4.5  | 6.0 | 7.5  | 9.0 | 10.5 | 12.0 | 13.5 | 15.0 | 16.5 | 18.0 | 19.5 | 21.0 | 23.0 | 25.0 | 27.0 | 29.0 | 31.5 | 34.0 | 36.5 | 39.0 | 41.5 | 44.0 | 47.5 | 51.0 | 63.3 | 75.5 | 87.8 | 100.0 |
| 75,000                     |  | 0.0 | 1.0  | 2.0 | 3.5  | 5.0 | 6.5  | 8.0 | 9.5  | 11.0 | 12.5 | 14.0 | 15.5 | 17.0 | 18.5 | 20.0 | 22.0 | 24.0 | 26.0 | 28.0 | 30.5 | 33.0 | 35.5 | 38.0 | 40.5 | 43.0 | 46.5 | 50.0 | 62.5 | 75.0 | 87.5 | 100.0 |
| 72,500                     |  |     | 0.0  | 1.0 | 2.5  | 4.0 | 5.5  | 7.0 | 8.5  | 10.0 | 11.5 | 13.0 | 14.5 | 16.0 | 17.5 | 19.0 | 20.8 | 22.5 | 24.5 | 26.5 | 29.0 | 31.5 | 34.0 | 36.5 | 39.3 | 42.0 | 45.5 | 49.0 | 61.8 | 74.5 | 87.3 | 100.0 |
| 70,000                     |  |     |      | 0.0 | 1.5  | 3.0 | 4.5  | 6.0 | 7.5  | 9.0  | 10.5 | 12.0 | 13.5 | 15.0 | 16.5 | 18.0 | 19.5 | 21.0 | 23.0 | 25.0 | 27.5 | 30.0 | 32.5 | 35.0 | 38.0 | 41.0 | 44.5 | 48.0 | 61.0 | 74.0 | 87.0 | 100.0 |
| 67,500                     |  |     |      |     | 0.0  | 1.5 | 3.0  | 4.5 | 6.0  | 7.5  | 9.0  | 10.5 | 12.0 | 13.5 | 15.3 | 17.0 | 18.5 | 20.0 | 22.0 | 24.0 | 26.3 | 28.5 | 31.0 | 33.5 | 36.8 | 40.0 | 43.5 | 47.0 | 60.3 | 73.5 | 86.8 | 100.0 |
| 65,000                     |  |     |      |     |      | 0.0 | 1.5  | 3.0 | 4.5  | 6.0  | 7.5  | 9.0  | 10.5 | 12.0 | 14.0 | 16.0 | 17.5 | 19.0 | 21.0 | 23.0 | 25.0 | 27.0 | 29.5 | 32.0 | 35.5 | 39.0 | 42.5 | 46.0 | 59.5 | 73.0 | 86.5 | 100.0 |
| 62,500                     |  |     |      |     |      |     | 0.0  | 1.5 | 3.0  | 4.5  | 6.3  | 8.0  | 9.5  | 11.0 | 12.8 | 14.5 | 16.0 | 17.5 | 19.5 | 21.5 | 23.8 | 26.0 | 28.5 | 31.0 | 34.5 | 38.0 | 41.8 | 45.5 | 59.1 | 72.8 | 86.4 | 100.0 |
| 60,000                     |  |     |      |     |      |     |      | 0.0 | 1.5  | 3.0  | 5.0  | 7.0  | 8.5  | 10.0 | 11.5 | 13.0 | 14.5 | 16.0 | 18.0 | 20.0 | 22.5 | 25.0 | 27.5 | 30.0 | 33.5 | 37.0 | 41.0 | 45.0 | 58.8 | 72.5 | 86.3 | 100.0 |
| 57,500                     |  |     |      |     |      |     |      |     | 0.0  | 1.5  | 3.3  | 5.0  | 6.5  | 8.0  | 9.8  | 11.5 | 13.0 | 14.5 | 16.5 | 18.5 | 21.0 | 23.5 | 26.0 | 28.5 | 32.0 | 35.5 | 39.8 | 44.0 | 58.0 | 72.0 | 86.0 | 100.0 |
| 55,000                     |  |     |      |     |      |     |      |     |      | 0.0  | 1.5  | 3.0  | 4.5  | 6.0  | 8.0  | 10.0 | 11.5 | 13.0 | 15.0 | 17.0 | 19.5 | 22.0 | 24.5 | 27.0 | 30.5 | 34.0 | 38.5 | 43.0 | 57.3 | 71.5 | 85.8 | 100.0 |
| 52,500                     |  |     |      |     |      |     |      |     |      |      | 0.0  | 1.5  | 3.3  | 5.0  | 7.0  | 9.0  | 10.8 | 12.5 | 14.5 | 16.5 | 18.8 | 21.0 | 23.5 | 26.0 | 29.5 | 33.0 | 37.5 | 42.0 | 56.5 | 71.0 | 85.5 | 100.0 |
| 50,000                     |  |     |      |     |      |     |      |     |      |      |      | 0.0  | 2.0  | 4.0  | 6.0  | 8.0  | 10.0 | 12.0 | 14.0 | 16.0 | 18.0 | 20.0 | 22.5 | 25.0 | 28.5 | 32.0 | 36.5 | 41.0 | 55.8 | 70.5 | 85.3 | 100.0 |
| 47,500                     |  |     |      |     |      |     |      |     |      |      |      |      | 0.0  | 2.0  | 4.0  | 6.0  | 8.0  | 10.0 | 12.3 | 14.5 | 16.8 | 19.0 | 21.8 | 24.5 | 28.0 | 31.5 | 36.0 | 40.5 | 55.4 | 70.3 | 85.1 | 100.0 |
| 45,000                     |  |     |      |     |      |     |      |     |      |      |      |      |      | 0.0  | 2.0  | 4.0  | 6.0  | 8.0  | 10.5 | 13.0 | 15.5 | 18.0 | 21.0 | 24.0 | 27.5 | 31.0 | 35.5 | 40.0 | 55.0 | 70.0 | 85.0 | 100.0 |
| 42,500                     |  |     |      |     |      |     |      |     |      |      |      |      |      |      | 0.0  | 2.0  | 4.3  | 6.5  | 9.3  | 12.0 | 14.8 | 17.5 | 20.5 | 23.5 | 27.0 | 30.5 | 35.0 | 39.5 | 54.6 | 69.8 | 84.9 | 100.0 |
| 40,000                     |  |     |      |     |      |     |      |     |      |      |      |      |      |      |      | 0.0  | 2.5  | 5.0  | 8.0  | 11.0 | 14.0 | 17.0 | 20.0 | 23.0 | 26.5 | 30.0 | 34.5 | 39.0 | 54.3 | 69.5 | 84.8 | 100.0 |
| 37,500                     |  |     |      |     |      |     |      |     |      |      |      |      |      |      |      |      | 0.0  | 3.5  | 6.8  | 10.0 | 13.3 | 16.5 | 19.5 | 22.5 | 26.0 | 29.5 | 34.0 | 38.5 | 53.9 | 69.3 | 84.6 | 100.0 |
| 35,000                     |  |     |      |     |      |     |      |     |      |      |      |      |      |      |      |      |      | 0.0  | 5.5  | 9.0  | 12.5 | 16.0 | 19.0 | 22.0 | 25.5 | 29.0 | 33.5 | 38.0 | 53.5 | 69.0 | 84.5 | 100.0 |
| 32,500                     |  |     |      |     |      |     |      |     |      |      |      |      |      |      |      |      |      |      | 0.0  | 8.0  | 11.7 | 15.5 | 18.5 | 21.5 | 25.0 | 28.5 | 33.0 | 37.5 | 53.1 | 68.8 | 84.4 | 100.0 |
| 30,000                     |  |     |      |     |      |     |      |     |      |      |      |      |      |      |      |      |      |      |      | 0.0  | 11.0 | 15.0 | 18.0 | 21.0 | 24.5 | 28.0 | 32.5 | 37.0 | 52.8 | 68.5 | 84.3 | 100.0 |
| 27,500                     |  |     |      |     |      |     |      |     |      |      |      |      |      |      |      |      |      |      |      |      | 0.0  | 14.5 | 17.5 | 20.5 | 24.0 | 27.5 | 32.0 | 36.5 | 52.4 | 68.3 | 84.1 | 100.0 |
| 25,000                     |  |     |      |     |      |     |      |     |      |      |      |      |      |      |      |      |      |      |      |      |      | 0.0  | 17.0 | 20.0 | 23.5 | 27.0 | 31.5 | 36.0 | 52.0 | 68.0 | 84.0 | 100.0 |
| 22,500                     |  |     |      |     |      |     |      |     |      |      |      |      |      |      |      |      |      |      |      |      |      |      | 0.0  | 19.5 | 23.0 | 26.5 | 31.0 | 35.5 | 51.6 | 67.8 | 83.9 | 100.0 |
| 20,000                     |  |     |      |     |      |     |      |     |      |      |      |      |      |      |      |      |      |      |      |      |      |      |      | 0.0  | 22.5 | 26.0 | 30.5 | 35.0 | 51.3 | 67.5 | 83.8 | 100.0 |
| 17,500                     |  |     |      |     |      |     |      |     |      |      |      |      |      |      |      |      |      |      |      |      |      |      |      |      | 0.0  | 25.5 | 30.0 | 34.5 | 50.9 | 67.3 | 83.6 | 100.0 |
| 15,000                     |  |     |      |     |      |     |      |     |      |      |      |      |      |      |      |      |      |      |      |      |      |      |      |      |      | 0.0  | 29.5 | 34.0 | 50.5 | 67.0 | 83.5 | 100.0 |
|                            | <b>PERCENT LOSS FROM STAND REDUCTION</b>   |     |      |     |      |     |      |     |      |      |      |      |      |      |      |      |      |      |      |      |      |      |      |      |      |      |      |      |      |      |      |       |

**TABLE G - CUTOFF/BREAKOVER (Page 1 of 2)**

| STAGE OF GROWTH | PERCENTAGE OF NODES CUTOFF/BROKEN OVER |     |     |     |     |     |     |     |      |      |      |      |      |      |      |      |      |      |      |      |      |
|-----------------|--|-----|-----|-----|-----|-----|-----|-----|------|------|------|------|------|------|------|------|------|------|------|------|------|
|                 | 5                                      | 6   | 7   | 8   | 9   | 10  | 11  | 12  | 13   | 14   | 15   | 16   | 17   | 18   | 19   | 20   | 21   | 22   | 23   | 24   | 25   |
| V1-VN           | 0                                      | 0   | 0   | 0   | 0   | 1.0 | 1.2 | 1.4 | 1.6  | 1.8  | 2.0  | 2.2  | 2.4  | 2.6  | 2.8  | 3.0  | 3.0  | 3.0  | 3.0  | 3.0  | 3.0  |
| R1              | 1.0                                    | 1.2 | 1.4 | 1.6 | 1.8 | 2.0 | 2.2 | 2.4 | 2.6  | 2.8  | 3.0  | 3.2  | 3.4  | 3.6  | 3.8  | 4.0  | 4.2  | 4.4  | 4.6  | 4.8  | 5.0  |
| R2              | 1.0                                    | 1.4 | 1.8 | 2.2 | 2.6 | 3.0 | 3.2 | 3.4 | 3.6  | 3.8  | 4.0  | 4.4  | 4.8  | 5.2  | 5.6  | 6.0  | 6.2  | 6.4  | 6.6  | 6.8  | 7.0  |
| R2.5            | 2.0                                    | 2.4 | 2.8 | 3.2 | 3.6 | 4.0 | 4.4 | 4.8 | 5.2  | 5.6  | 6.0  | 6.6  | 7.2  | 7.8  | 8.4  | 9.0  | 9.2  | 9.4  | 9.6  | 9.8  | 10.0 |
| R3              | 3.0                                    | 3.6 | 4.2 | 4.8 | 5.4 | 6.0 | 6.6 | 7.2 | 7.8  | 8.4  | 9.0  | 9.6  | 10.2 | 10.8 | 11.4 | 12.0 | 12.4 | 12.8 | 13.2 | 13.6 | 14.0 |
| R3.5            | 4.0                                    | 4.8 | 5.6 | 6.4 | 7.2 | 8.0 | 8.8 | 9.6 | 10.4 | 11.2 | 12.0 | 12.8 | 13.6 | 14.4 | 15.2 | 16.0 | 16.6 | 17.2 | 17.8 | 18.4 | 19.0 |
|                 | <b>PERCENT DAMAGE</b>                  |     |     |     |     |     |     |     |      |      |      |      |      |      |      |      |      |      |      |      |      |

| STAGE OF GROWTH | PERCENTAGE OF NODES CUTOFF/BROKEN OVER |      |      |      |      |      |      |      |      |      |      |      |      |      |      |      |      |      |      |      |      |
|-----------------|--|------|------|------|------|------|------|------|------|------|------|------|------|------|------|------|------|------|------|------|------|
|                 | 26                                     | 27   | 28   | 29   | 30   | 31   | 32   | 33   | 34   | 35   | 36   | 37   | 38   | 39   | 40   | 41   | 42   | 43   | 44   | 45   | 46   |
| V1-VN           | 3.2                                    | 3.4  | 3.6  | 3.8  | 4.0  | 4.2  | 4.4  | 4.6  | 4.8  | 5.0  | 5.2  | 5.4  | 5.6  | 5.8  | 6.0  | 6.2  | 6.4  | 6.6  | 6.8  | 7.0  | 7.4  |
| R1              | 5.2                                    | 5.4  | 5.6  | 5.8  | 6.0  | 6.2  | 6.4  | 6.6  | 6.8  | 7.0  | 7.4  | 7.8  | 8.2  | 8.6  | 9.0  | 9.2  | 9.4  | 9.6  | 9.8  | 10.0 | 10.2 |
| R2              | 7.2                                    | 7.4  | 7.6  | 7.8  | 8.0  | 8.2  | 8.4  | 8.6  | 8.8  | 9.0  | 9.4  | 9.8  | 10.2 | 10.6 | 11.0 | 11.2 | 11.4 | 11.6 | 11.8 | 12.0 | 12.2 |
| R2.5            | 10.4                                   | 10.8 | 11.2 | 11.6 | 12.0 | 12.4 | 12.8 | 13.2 | 13.6 | 14.0 | 14.4 | 14.8 | 15.2 | 15.6 | 16.0 | 16.4 | 16.8 | 17.2 | 17.6 | 18.0 | 18.4 |
| R3              | 14.6                                   | 15.2 | 15.8 | 16.4 | 17.0 | 17.4 | 17.8 | 18.2 | 18.6 | 19.0 | 19.6 | 20.2 | 20.8 | 21.4 | 22.0 | 22.6 | 23.2 | 23.8 | 24.4 | 25.0 | 25.6 |
| R3.5            | 19.8                                   | 20.6 | 21.4 | 22.2 | 23.0 | 23.8 | 24.6 | 25.4 | 26.2 | 27.0 | 27.8 | 28.6 | 29.4 | 30.2 | 31.0 | 31.8 | 32.6 | 33.4 | 34.2 | 35.0 | 35.8 |
|                 | <b>PERCENT DAMAGE</b>                  |      |      |      |      |      |      |      |      |      |      |      |      |      |      |      |      |      |      |      |      |

**TABLE G - CUTOFF/BREAKOVER (Page 2 of 2)**

| STAGE OF GROWTH | PERCENTAGE OF NODES CUTOFF/BROKEN OVER |      |      |      |      |      |      |      |      |      |      |      |      |      |      |      |      |      |      |
|-----------------|--|------|------|------|------|------|------|------|------|------|------|------|------|------|------|------|------|------|------|
|                 | 47                                     | 48   | 49   | 50   | 51   | 52   | 53   | 54   | 55   | 56   | 57   | 58   | 59   | 60   | 61   | 62   | 63   | 64   | 65*  |
| <b>V1-VN</b>    | 7.8                                    | 8.2  | 8.6  | 9.0  | 9.4  | 9.8  | 10.2 | 10.6 | 11.0 | 11.6 | 12.2 | 12.8 | 13.4 | 14.0 | 14.8 | 15.6 | 16.4 | 17.2 | 18.0 |
| <b>R1</b>       | 10.4                                   | 10.6 | 10.8 | 11.0 | 11.6 | 12.2 | 12.8 | 13.4 | 14.0 | 14.6 | 15.2 | 15.8 | 16.4 | 17.0 | 17.6 | 18.2 | 18.8 | 19.4 | 20.0 |
| <b>R2</b>       | 12.4                                   | 12.6 | 12.8 | 13.0 | 13.6 | 14.2 | 14.8 | 15.4 | 16.0 | 16.6 | 17.2 | 17.8 | 18.4 | 19.0 | 19.8 | 20.6 | 21.4 | 22.2 | 23.0 |
| <b>R2.5</b>     | 18.8                                   | 19.2 | 19.6 | 20.0 | 20.8 | 21.6 | 22.4 | 23.2 | 24.0 | 24.8 | 25.6 | 26.4 | 27.2 | 28.0 | 28.8 | 29.6 | 30.4 | 31.2 | 32.0 |
| <b>R3</b>       | 26.2                                   | 26.8 | 27.4 | 28.0 | 28.8 | 29.6 | 30.4 | 31.2 | 32.0 | 32.8 | 33.6 | 34.4 | 35.2 | 36.0 | 37.0 | 38.0 | 39.0 | 40.0 | 41.0 |
| <b>R3.5</b>     | 36.6                                   | 37.4 | 38.2 | 39.0 | 39.8 | 40.6 | 41.4 | 42.2 | 43.0 | 44.2 | 45.4 | 46.6 | 47.8 | 49.0 | 49.8 | 50.6 | 51.4 | 52.2 | 53.0 |
|                 | <b>PERCENT DAMAGE</b>                  |      |      |      |      |      |      |      |      |      |      |      |      |      |      |      |      |      |      |

\* If more than 65 percent of the nodes are cutoff or broken over, it is impossible to predict the percentage of loss that may result. Growing conditions following the damage will dictate the extent of recovery that may occur. The adjustment should be deferred to R7 as instructed in the appraisal instructions and the Seed Count Method should be used.

Except for losses occurring near harvest, claims shall not be finalized until at least 7 to 10 days following the hail storm.

**TABLE H - INDETERMINATE SOYBEAN DEFOLIATION PERCENT OF DAMAGE**

| Stages       | 0 | 5 | 10 | 15 | 20 | 25 | 30 | 35 | 40 | 45 | 50 | 55 | 60 | 65 | 70 | 75 | 80 | 85 | 90 | 95 | 100 |
|--------------|---|---|----|----|----|----|----|----|----|----|----|----|----|----|----|----|----|----|----|----|-----|
| <b>Vc-Vn</b> | 0 | 0 | 0  | 0  | 0  | 0  | 0  | 0  | 0  | 0  | 0  | 0  | 0  | 0  | 0  | 0  | 0  | 0  | 0  | 0  | 0   |
| <b>R1</b>    | 0 | 0 | 0  | 1  | 1  | 1  | 2  | 2  | 3  | 3  | 3  | 4  | 4  | 4  | 5  | 5  | 6  | 7  | 8  | 10 | 12  |
| <b>R2</b>    | 0 | 0 | 0  | 1  | 2  | 2  | 3  | 4  | 5  | 5  | 6  | 7  | 7  | 8  | 9  | 10 | 12 | 14 | 16 | 19 | 23  |
| <b>R2.5</b>  | 0 | 1 | 1  | 2  | 2  | 3  | 3  | 4  | 5  | 6  | 7  | 8  | 9  | 10 | 11 | 13 | 15 | 17 | 20 | 23 | 28  |
| <b>R3</b>    | 0 | 1 | 2  | 3  | 3  | 4  | 4  | 5  | 6  | 7  | 8  | 9  | 11 | 12 | 14 | 16 | 18 | 21 | 24 | 28 | 33  |
| <b>R3.5</b>  | 0 | 2 | 3  | 3  | 4  | 5  | 5  | 6  | 7  | 8  | 10 | 11 | 13 | 15 | 18 | 21 | 24 | 27 | 31 | 37 | 45  |
| <b>R4</b>    | 0 | 2 | 3  | 4  | 5  | 6  | 7  | 8  | 9  | 10 | 12 | 14 | 16 | 19 | 22 | 26 | 30 | 34 | 39 | 46 | 56  |
| <b>R4.5</b>  | 0 | 2 | 4  | 5  | 6  | 8  | 9  | 10 | 11 | 13 | 15 | 17 | 20 | 23 | 27 | 31 | 37 | 42 | 49 | 56 | 65  |
| <b>R5</b>    | 0 | 2 | 4  | 6  | 7  | 9  | 10 | 11 | 13 | 15 | 17 | 20 | 23 | 27 | 31 | 36 | 43 | 50 | 58 | 66 | 75  |
| <b>R5.5</b>  | 0 | 2 | 4  | 6  | 7  | 9  | 10 | 11 | 13 | 15 | 17 | 20 | 23 | 27 | 31 | 36 | 43 | 50 | 58 | 66 | 75  |
| <b>R6</b>    | 0 | 1 | 1  | 3  | 6  | 8  | 9  | 10 | 11 | 13 | 14 | 16 | 18 | 20 | 23 | 27 | 31 | 36 | 41 | 47 | 53  |
| <b>R6.5</b>  | 0 | 0 | 0  | 0  | 1  | 1  | 1  | 2  | 3  | 3  | 4  | 5  | 5  | 6  | 8  | 11 | 13 | 16 | 18 | 20 | 23  |

For percentage of defoliation not on the chart, interpolate as follows:

Locate the defoliation percents directly below and above the actual defoliation percentage taken from item 39 on the appraisal worksheet. Subtract the lower number from the actual percent and divide by 5. Multiply this result by the difference between the percent damage of the lower and higher defoliation percentages. Add this amount to the percent damage of the lower number, in percent rounded to tenths..

**EXAMPLE:** Stage is R5. Actual percent defoliation is 73 percent (item 39). 70 and 75 (percents directly below and above)  $73 - 70 = 3$   
 $3 \div 5 = .6$      $36 - 31 = 5$      $5 \times .6 = 3$      $3 + 31 = 34$     34.0 percent will be the percent damage from defoliation entered in item 41 on the appraisal worksheet.

**TABLE I - DETERMINATE SOYBEAN DEFOLIATION PERCENT OF DAMAGE**

| Stages | 0 | 5 | 10 | 15 | 20 | 25 | 30 | 35 | 40 | 45 | 50 | 55 | 60 | 65 | 70 | 75 | 80 | 85 | 90 | 95 | 100 |
|--------|---|---|----|----|----|----|----|----|----|----|----|----|----|----|----|----|----|----|----|----|-----|
| V9-V12 | 0 | 0 | 0  | 0  | 0  | 0  | 0  | 0  | 0  | 3  | 4  | 4  | 5  | 6  | 7  | 8  | 8  | 8  | 9  | 9  | 10  |
| V13-Vn | 0 | 0 | 0  | 0  | 0  | 0  | 0  | 0  | 3  | 4  | 8  | 9  | 9  | 10 | 11 | 12 | 14 | 16 | 19 | 22 | 25  |
| R1-2   | 0 | 0 | 0  | 0  | 0  | 0  | 0  | 3  | 6  | 8  | 11 | 12 | 13 | 14 | 15 | 17 | 20 | 26 | 32 | 36 | 40  |
| R2.5   | 0 | 0 | 0  | 0  | 0  | 0  | 3  | 5  | 6  | 8  | 11 | 12 | 13 | 15 | 16 | 18 | 22 | 30 | 36 | 40 | 45  |
| R3     | 0 | 0 | 0  | 0  | 0  | 3  | 5  | 6  | 7  | 9  | 12 | 13 | 14 | 16 | 17 | 20 | 25 | 35 | 40 | 45 | 50  |
| R3.5   | 0 | 0 | 0  | 0  | 3  | 5  | 6  | 7  | 8  | 10 | 12 | 13 | 15 | 17 | 18 | 21 | 28 | 36 | 41 | 47 | 63  |
| R4     | 0 | 0 | 0  | 3  | 5  | 6  | 7  | 8  | 9  | 11 | 12 | 14 | 16 | 18 | 19 | 22 | 30 | 37 | 43 | 49 | 76  |
| R4.5   | 0 | 2 | 3  | 4  | 5  | 6  | 7  | 8  | 10 | 12 | 13 | 15 | 17 | 19 | 22 | 24 | 34 | 40 | 46 | 58 | 80  |
| R5     | 0 | 2 | 3  | 4  | 5  | 7  | 8  | 9  | 11 | 13 | 15 | 16 | 18 | 20 | 23 | 26 | 35 | 44 | 50 | 66 | 84  |
| R5.5   | 0 | 2 | 3  | 4  | 5  | 7  | 8  | 9  | 11 | 13 | 15 | 16 | 18 | 20 | 23 | 26 | 35 | 44 | 50 | 66 | 84  |
| R6     | 0 | 1 | 2  | 3  | 4  | 5  | 6  | 7  | 8  | 9  | 11 | 12 | 13 | 15 | 17 | 19 | 25 | 32 | 36 | 49 | 62  |

For percentage of defoliation not on the chart, interpolate as follows:

Locate the defoliation percents directly below and above the actual defoliation percent taken from item 39 on the appraisal worksheet. Subtract the lower number from the actual percent and divide by 5. Multiply this result by the difference between the percent damage of the lower and higher defoliation percentages. Add this amount to the percent damage of the lower number, in percent to tenths.

**EXAMPLE:** Stage is R3. Actual percent defoliation is 41 percent (item 39). 40 and 45 (percents directly below and above).  $41 - 40 = 1$   
 $1 \div 5 = .2$       $9 - 7 = 2$       $2 \times .2 = .4$       $.4 + 7 = 7.4$      7.4 percent will be the percent damage from defoliation  
 entered in item 41 on the appraisal worksheet.

If the growth stage is R6.5, defer the appraisal until the R7 stage and appraise using the Seed-Count method.

**TABLE J - SOYBEAN MOISTURE ADJUSTMENT FACTORS**

| Whole Percent Moisture | TENTHS OF PERCENT MOISTURE |       |       |       |       |       |       |       |       |       |
|------------------------|----------------------------|-------|-------|-------|-------|-------|-------|-------|-------|-------|
|                        | .0                         | .1    | .2    | .3    | .4    | .5    | .6    | .7    | .8    | .9    |
| 13                     | 1.0000                     | .9988 | .9976 | .9964 | .9952 | .9940 | .9928 | .9916 | .9904 | .9892 |
| 14                     | .9880                      | .9868 | .9856 | .9844 | .9832 | .9820 | .9808 | .9796 | .9784 | .9772 |
| 15                     | .9760                      | .9748 | .9736 | .9724 | .9712 | .9700 | .9688 | .9676 | .9664 | .9652 |
| 16                     | .9640                      | .9628 | .9616 | .9604 | .9592 | .9580 | .9568 | .9556 | .9544 | .9532 |
| 17                     | .9520                      | .9508 | .9496 | .9484 | .9472 | .9460 | .9448 | .9436 | .9424 | .9412 |
| 18                     | .9400                      | .9388 | .9376 | .9364 | .9352 | .9340 | .9328 | .9316 | .9304 | .9292 |
| 19                     | .9280                      | .9268 | .9256 | .9244 | .9232 | .9220 | .9208 | .9196 | .9184 | .9172 |
| 20                     | .9160                      | .9148 | .9136 | .9124 | .9112 | .9100 | .9088 | .9076 | .9064 | .9052 |
| 21                     | .9040                      | .9028 | .9016 | .9004 | .8992 | .8980 | .8968 | .8956 | .8944 | .8932 |
| 22                     | .8920                      | .8908 | .8896 | .8884 | .8872 | .8860 | .8848 | .8836 | .8824 | .8812 |
| 23                     | .8800                      | .8788 | .8776 | .8764 | .8752 | .8740 | .8728 | .8716 | .8704 | .8692 |
| 24                     | .8680                      | .8668 | .8656 | .8644 | .8632 | .8620 | .8608 | .8596 | .8584 | .8572 |
| 25                     | .8560                      | .8548 | .8536 | .8524 | .8512 | .8500 | .8488 | .8476 | .8464 | .8452 |
| 26                     | .8440                      | .8428 | .8416 | .8404 | .8392 | .8380 | .8368 | .8356 | .8344 | .8332 |
| 27                     | .8320                      | .8308 | .8296 | .8284 | .8272 | .8260 | .8248 | .8236 | .8224 | .8212 |
| 28                     | .8200                      | .8188 | .8176 | .8164 | .8152 | .8140 | .8128 | .8116 | .8104 | .8092 |
| 29                     | .8080                      | .8068 | .8056 | .8044 | .8032 | .8020 | .8008 | .7996 | .7984 | .7972 |
| 30                     | .7960                      | .7948 | .7936 | .7924 | .7912 | .7900 | .7888 | .7876 | .7864 | .7852 |
| 31                     | .7840                      | .7828 | .7816 | .7804 | .7792 | .7780 | .7768 | .7756 | .7744 | .7732 |
| 32                     | .7720                      | .7708 | .7696 | .7684 | .7672 | .7660 | .7648 | .7636 | .7624 | .7612 |
| 33                     | .7600                      | .7588 | .7576 | .7564 | .7552 | .7540 | .7528 | .7516 | .7504 | .7492 |
| 34                     | .7480                      | .7468 | .7456 | .7444 | .7432 | .7420 | .7408 | .7396 | .7384 | .7372 |
| 35                     | .7360                      | .7348 | .7336 | .7324 | .7312 | .7300 | .7288 | .7276 | .7264 | .7252 |
| 36                     | .7240                      | .7228 | .7216 | .7204 | .7192 | .7180 | .7168 | .7156 | .7144 | .7132 |
| 37                     | .7120                      | .7108 | .7096 | .7084 | .7072 | .7060 | .7048 | .7036 | .7024 | .7012 |
| 38                     | .7000                      | .6988 | .6976 | .6964 | .6952 | .6940 | .6928 | .6916 | .6904 | .6892 |
| 39                     | .6880                      | .6868 | .6856 | .6844 | .6832 | .6820 | .6808 | .6796 | .6784 | .6772 |
| 40                     | .6760                      | .6748 | .6736 | .6724 | .6712 | .6700 | .6688 | .6676 | .6664 | .6652 |